



## WILLIAM &amp; MARY

MEDIA RELATIONS DIRECTOR: Andrew Phillips / PHONE: (757) 221-3344 / CELL: (804) 840-4439 / EMAIL: atphillips01@wm.edu

## TRIBE BY THE NUMBERS

15.5	W&M leads the CAA with 15.5 assists per game. The Tribe has 450 assists this season.
16	Senior Bianca Boggs now has 16 career 20-point performances. With her next 20-point game she will move into a tie for fifth place in W&M history.
65	The Tribe's senior class of Bianca Boggs, Misha Jones, Chandler Smith have helped the Tribe to 65 victories, which is the second-most in school history.
70	70 seems to be a magic number under Swanson. W&M has reached that mark 50 times under Swanson, and has posted a 41-9 mark when it scores more than 70 points.
92%	Since the start of CAA play, Eva Hodgson is shooting 89.6-percent from the free throw. She has connected on 46-of-50 from the stripe in the past 18 games.
294	Freshman Eva Hodgson has scored 277 points this season, which is good for eighth among W&M freshman all-time. She needs 16 more to move into sixth all-time.
489	Boggs is in third place in single-season school history for scoring. She is 34 points away from breaking the school record of 522 single-season points.
1414	Boggs now has 1,414 career points, and is sixth in school history in scoring. She is 90 points away from fifth place all-time.

## WHEN REFERENCING WILLIAM &amp; MARY AND TRIBE:

William & Mary: preferred in all but formal treatments  
W&M: most informal, use as second reference or on scorebug  
College of William & Mary: preferred formal treatment  
Do not use: WM, William and Mary, College of William and Mary, The College of William and Mary, The College

The William & Mary Athletics official nickname is the Tribe. While the Griffin is the official mascot of William & Mary Tribe Athletics, do not reference teams or the school as the Griffins.

GAME  
30

WILLIAM &amp; MARY (14-15, 7-11 CAA) vs. CHARLESTON (9-20, 3-14 CAA)

CAA Tournament First Round | Wednesday, March 13, 2019 | 2:30 PM | Newark, Del. | Bob Carpenter Center  
Video: CAA.TV | Live Stats: CAAStats.com

## SERIES HISTORY

ALL-TIME	W&M leads 13-9	Last: CofC, 79-77 (2ot) (2/8/19) (TD Arena)
NEUTRAL	First Time	Last: N/A

## W&amp;M NEWS AND NOTES

- The William & Mary women's basketball team opens play in its 36th Colonial Athletic Association Women's Basketball Tournament in search of its first-ever title. The Tribe earned the No. 7 seed and will take on the No. 10 seed Charleston Cougars on Wednesday afternoon in a first round match-up. Tip-off from the Bob Carpenter Center in Newark, Del. is set for 2:30 p.m.
- W&M and Charleston meet for the 23rd time in program history on Wednesday afternoon, but it is the first time the two teams will meet in the CAA Tournament. The Tribe holds a 13-9 advantage in the all-time series, but the Cougars won both regular-season games this season. CofC picked up a 66-54 victory in Kaplan Arena on Jan. 13, before winning a thriller in double-overtime 79-77 at TD Arena in Charleston on Feb. 8.
- The Tribe is the seventh seed in the CAA for the 10th time in program history, which is the team's most frequent seed. W&M is 2-9 all-time as a seven seed, and it is the second time the Tribe has been the seven seed under Ed Swanson (0-1).
- Senior Bianca Boggs and freshman Eva Hodgson were honored by the CAA with postseason awards the league announced on Tuesday afternoon. For the second straight year, Boggs was named to the league's first-team and the all-defensive team. She led the Tribe with 16.9 points per game, 6.9 rebounds, and 4.1 assists. Hodgson was the fourth W&M player in school history to be named the CAA Rookie of the Year after scoring 10.1 points, 2.9 rebounds, and 3.1 assists per game.
- The Tribe's senior class – Bianca Boggs, Misha Jones, and Chandler Smith – are one win away from tying the school record for the winningest class. The trio has helped the Tribe to 65 wins over their four-year careers.
- First-Team All-CAA selection Bianca Boggs has been in double-figures in 25 of 29 games this season and has accomplished that feat in 50 of her last 59 contests. The senior captain leads the team with 16.9 points per night and has added 6.9 rebounds and 4.2 assists per night. The senior has turned in 16 20-point career games, which ranks her tied for sixth all-time in school history. She notched her second career 30-point game with a season-high 32 points at Drexel on March 1. Boggs became the first player in school history to record at least 1000 points, 500 rebounds, and 300 career assists at Delaware on March 3. The Waldorf, Md. native also earned CAA All-Defensive Team honors for the second straight years after recording 70 steals and 28 blocks.
- CAA Rookie of the Year Eva Hodgson has started every game this season and the returns on the freshman point guard have been good. The freshman has been in double-figures in 16 games. For the season, Hodgson is averaging 10.1 points per game (most among CAA freshman), with 2.9 rebounds, and 3.1 helpers per contest. Hodgson scored a career-high 24 points at UNCW on Feb. 10. Her 83.8-percent from the free throw line ranks her third in the CAA, while her 1.2 assists/turnover ratio is good for eighth.
- The Green and Gold is limiting its opponents to 28.7-percent (145-of-505) from 3-point range this season. W&M limited Drexel to a season-low 7-percent (2-for-28) from 3-point range in the win on March 1. The Tribe ranks third in the league in the category, but that is also good enough for 44th nationally.
- W&M has moved its free throw percentage back to first in the CAA shooting 75.5-percent from the stripe and ranks 29th in the country. The Tribe shot a perfect 16-for-16 from the line at James Madison on Jan. 25, which was the first time the Tribe was perfect from the line (minimum 8 attempts) since 2016.
- The Green and Gold is hitting 3-pointers at the highest clip under Ed Swanson this season and has had five, or more, 3-pointers in 26 of its 29 games. W&M ranks first in the CAA hitting 7.5 3-pointers per game. That mark is two more than the next best



## W&amp;M NEWS AND NOTES CONTINUED

average in the six-years under Swanson. As a team, the Tribe is hitting 35.6-percent from range, which is second in the CAA, and 44th in the NCAA. Furthermore, W&M has hit more than 10 3-pointers in seven games this season.

- Senior Misha Jones has put together a career year in her final season with her senior day game going down as her most memorable game to date. The senior finished the game with a career-high 20 points on 5-of-8 from the field and 4-of-7 from 3-point range against Hofstra on March 11. Jones has had a breakout season for the Tribe scoring a career-high 125 points, grabbing 56 rebounds, and handing out 33 assists. After suffering two major injuries that cost her, her sophomore season, the Manassas Park, Va. native has seen action in 84 career games with four starts.

- Junior Victoria Reynolds wrapped up the regular season second on the team in scoring, averaging 10.7 points per game for the Tribe. Reynolds has added 5.3 rebounds, 2.3 assists, and 1.3 steals per game during her junior season. The junior ranks sixth all-time in school history in free throw percentage (.779) and 10th in field goal percentage (.466).

- For the first time this season, W&M put five players in double-figures in the win against Hofstra on March 11. Misha Jones (20), Eva Hodgson (17), Victoria Reynolds (15), Bianca Boggs (11), and Gabby Rogers (10) were all in double-figures. It was the first time since Jan. 26, 2018 that the Tribe accomplished that feat. Furthermore, W&M is 5-3 in games when at least four players score in double-figures.

- W&M set a school record for field-goal-percentage in the setback against Northeastern on March 9. The Tribe shot a red-hot 64.3-percent (27-for-42) from the floor in the contest. The game has been part of a strong shooting stretch that has seen the Tribe connected on 50-percent or better in four of the last six games. W&M ranks second in the CAA with 41.8-percent from the field this year.

- Freshman Eva Hodgson tied a school record with her four CAA Rookie of the Week Awards this season. The freshman joins Kyra Kaylor and Dominique Lewis as the only Tribe players to win the award four times since its inception in the 2002-03 season. W&M won six weekly awards this season with senior Bianca Boggs being named CAA Player of the Week for the week of Dec. 31 and freshman Emma Krause earning rookie of the week honors for the week of Dec. 24.

- W&M played its second overtime game of the season at Drexel on March 1. Both overtime games have required more than one extra session, as the Tribe is 1-1 in overtime this year. W&M played its first triple-overtime game since Nov. 27, 1999, and has handed Drexel it is only two more than one-overtime losses in its program history.

- The Green and Gold has eight players - Bianca Boggs, Victoria Reynolds, Eva Hodgson, Harper Birdsong, Gabby Rogers, Nyla Pollard, Emma Krause, and Misha Jones - have all eclipsed the 100-point mark on the season this year. In the previous five seasons under head coach Ed Swanson, only seven players have accomplished this feat in a single-season. -

ALL-TIME CAA RECORD  
BY W&M SEED

SEED	TIMES	RECORD
1	0	0-0
2	0	0-0
3	0	0-0
4	4	2-4
5	4	2-4
6	5	1-5
<b>7</b>	<b>10</b>	<b>2-9</b>
8	1	0-1
9	6	3-6
10	2	1-2
11	2	0-2
12	1	0-1

ALL-TIME RECORD VS.  
CAA TOURNAMENT OPP.

TEAM	RECORD
American	1-0
<b>College of Charleston</b>	<b>0-0</b>
<b>Delaware</b>	<b>1-0</b>
<b>Drexel</b>	<b>1-1</b>
East Carolina	0-4
<b>Elon</b>	<b>0-2</b>
George Mason	2-3
Georgia State	1-1
<b>Hofstra</b>	<b>2-6</b>
<b>James Madison</b>	<b>1-3</b>
<b>UNCW</b>	<b>1-1</b>
<b>Northeastern</b>	<b>0-0</b>
Old Dominion	0-7
Richmond	1-3
<b>Towson</b>	<b>0-1</b>
VCU	1-3
<b>Total</b>	<b>11-35</b>

**Bold** denotes current CAA member

ALL-TIME  
CAA TOURNAMENT  
RESULTS

YEAR	OPPONENT	RESULT
<b>1984</b>	James Madison	L, 43-73
<b>1985</b>	James Madison	L, 48-68
<b>1986</b>	East Carolina	L, 84-56
<b>1987</b>	East Carolina	L, 43-65
<b>1988</b>	Richmond	L, 40-54
<b>1989</b>	Richmond	L, 54-65
<b>1990</b>	George Mason	L, 61-68
<b>1991</b>	East Carolina	L, 56-70
<b>1992</b>	Richmond	L, 55-63
<b>1993</b>	James Madison	W, 60-58
	American	W, 83-60
	Old Dominion	L, 51-65
<b>1994</b>	Richmond	W, 76-62
	Old Dominion	L, 66-88
<b>1995</b>	George Mason	W, 62-56
	Old Dominion	L, 37-96
<b>1996</b>	George Mason	L, 69-80
<b>1997</b>	UNCW	W, 62-36
	Old Dominion	L, 35-101
<b>1998</b>	East Carolina	L, 59-68
<b>1999</b>	VCU	L, 54-65
<b>2000</b>	George Mason	L, 75-84
<b>2001</b>	VCU	W, 67-60
	Old Dominion	L, 49-62
<b>2002</b>	Hofstra	W, 77-69
	Old Dominion	L, 52-73
<b>2003</b>	Hofstra	L, 66-69
<b>2004</b>	Drexel	W, 80-70
	Old Dominion	L, 56-82
<b>2005</b>	Hofstra	L, 68-52
<b>2006</b>	Georgia State	L, 66-81
<b>2007</b>	George Mason	W, 79-66
	Hofstra	L, 46-71
<b>2008</b>	Georgia State	W, 82-60
	James Madison	L, 46-53
<b>2009</b>	Hofstra	W, 63-62
	VCU	L, 52-72
<b>2010</b>	Hofstra	L, 50-66
<b>2011</b>	Hofstra	L, 67-89
<b>2012</b>	VCU	L, 69-78
<b>2013</b>	Drexel	L, 31-65
<b>2014</b>	UNCW	L, 65-67
<b>2015</b>	Hofstra	L, 51-64
<b>2016</b>	Towson	L, 65-71
<b>2017</b>	Delaware	W, 59-44
	Elon	L, 60-88
<b>2018</b>	Elon	L, 50-67
<b>2019</b>	Charleston	3/13

**Total 11-35**



	Nov. 6	VCU	L, 55-72	Senior Bianca Boggs scored 15 points, but the Tribe couldn't overcome an early scoring drought falling to in-state rival VCU on opening night.
	NOV. 12	HOWARD	W, 88-75	Four players scored in double-figures as the Tribe picked up its first victory of the season. Senior Bianca Boggs led the Tribe with 26 points, nine rebounds, and seven assists.
	Nov. 17	at Loyola (Md.)	W, 65-49	The Tribe led throughout as it won its first road game of the season with a convincing 65-49 decision at Davidson. Boggs (14) and Reynolds (10) were both in double-figures.
	Nov. 24	at Davidson	L, 65-76	W&M fought all afternoon, but Davidson pulled away down the stretch as it fell to Davidson 76-65. Bianca Boggs notched a double-double with 18 points and 10 rebs.
	NOV. 27	ECU	W, 63-43	Both Victoria Reynolds and Nyla Pollard recorded a double-double as the Tribe cruised to a 20-point victory after previously unbeaten East Carolina.
	Nov. 30	at Hartford	L, 45-50	W&M couldn't overcome a cold shooting night as it shot just 22.2-percent (12-of-54) from the floor. Freshman Eva Hodgson led the team with a career-high 14 points.
	Dec. 2	at Fairfield	W, 60-54	The Tribe outscored the Stags 6-0 in the final moments to pick up its fourth win of the season. Senior Bianca Boggs scored a game-high 22 to pace the Tribe.
	Dec. 5	RICHMOND	W, 65-55	W&M never trailed as it picked up its third straight win against Richmond. Freshman Eva Hodgson (15 pts) and Harper Birdson (13 pts) both had career-highs.
	Dec. 8	at Old Dominion	L, 69-83	ODU snapped a three-game losing streak to the Tribe at home. Redshirt sophomore Harper Birdsong led the Tribe with a career-high 18 points.
	Dec. 21	at Norfolk State	W, 55-44	The Tribe used a strong defensive effort to gut out a 55-44 road win at Norfolk State following a 13-day lay-off. Sophomore Harper Birdsong had a game-high 14 points off of the bench.
	DEC. 29	GEORGE WASHINGTON	W, 73-59	Senior Bianca Boggs recorded her second double-double with 26 points and 10 rebounds as the Tribe topped GW in a wire-to-wire win, 73-59.
	Jan. 4	at Hofstra*	W, 60-55	Senior Bianca Boggs had another double-double (22 pts, 10 reb) and freshman Eva Hodgson had a career-high 18 points as W&M won its second-ever game at Hofstra.
	Jan. 6	at Northeastern*	L, 74-88	Three scored in double-figures, but W&M couldn't overcome a big second half from Northeastern. Senior Bianca Boggs recorded her third straight 20-point game with 21.
	JAN. 11	UNCW	W, 70-64	W&M closed the first quarter on 17-0 run and never looked back as it picked up a 70-64 victory over UNCW. Bianca Boggs had 25 points and Victoria Reynolds had 17.
	JAN. 13	CHARLESTON	L, 54-66	The Tribe tied the game three times, but couldn't overcome a fiery Charleston team. Senior Bianca Boggs scored a game-high 18 points in the contest.
	JAN. 20	ELON *	W, 65-60	W&M used a 15-3 run to end third quarter and start the fourth to topple defending CAA Champion Elon. Bianca Boggs and Harper Birdsong led the team with 13 points.
	Jan. 25	at James Madison *	L, 65-48	The Tribe couldn't shake a tough shooting night and a slow start as it fell at James Madison. Freshman Eva Hodgson led the Tribe with 13 points.
	Jan. 27	at Towson*	W, 80-69	Four scored in double-figures as the Tribe became the first team to win at SECU this arena with an 80-69 triumph. Senior Bianca Boggs finished with a game-high 22 points.
	FEB. 1	DELAWARE*	L, 59-70	W&M couldn't overcome a fast Delaware start as it fell at home to the visiting Blue Hens. Four scored in double-figures for the Tribe led by Reynolds with 14 points.
	FEB. 3	DREXEL*	L, 58-62	The Tribe made a furious fourth-quarter comeback, but Drexel held on to pick up a 62-58 victory. Senior Bianca Boggs scored 17 points to lead the Tribe.
	Feb. 8	at Charleston*	L, 77-79 (2ot)	Charleston's Tyler Collins hit a lay-up with 4.7 seconds left in double overtime to sink the Tribe in Charleston. Senior Bianca Boggs poured a game-high 23 points.
	Feb. 10	at UNCW*	L, 58-66	UNCW scored the final 10 points of the game to even the season series against the Tribe at Trask Coliseum. Freshman Eva Hodgson scored a career-high 24 to lead W&M.
	Feb. 17	at Elon *	W, 64-59	The Tribe scored 15 of the first 17 points and the last five points of the game to snap its skid. Four were in double-figures led by freshman Eva Hodgson with 14 points.
	FEB. 22	TOWSON*	L, 75-82	Towson used a fourth quarter rally to squeak by W&M at Kaplan Arena on Friday night. Senior Bianca Boggs had 18 points, while sophomore Gabby Rogers scored 17 points.
	FEB. 24	JAMES MADISON*	L, 65-78	W&M fought to the end, but fell to first-place James Madison. Both senior Bianca Boggs and junior Victoria Reynolds scored 16 points to lead the Tribe.
	March 1	at Drexel*	W, 77-72 (3ot)	The Green and Gold played its longest game since 1999 as it won a triple-overtime thriller at Drexel. Boggs had a season-high 32, and Jones had a career-high 12 points.
	March 3	at Delaware*	L, 52-68	Delaware used a big second half to rally past the Tribe on Sunday afternoon. Freshman Eva Hodgson scored a game-high 17 points to lead W&M.
	MARCH 7	NORTHEASTERN*	L, 71-75	Senior Bianca Boggs scored a game-high 17 points, but the Tribe couldn't overcome a late Northeastern run.
	MARCH 9	HOFSTRA*	W, 83-72	Five players scored in double-figures led by a career-high 20 points from senior Misha Jones. The Tribe never trailed in its second-highest point output of the season.
	Mar. 13-16	CAA Championship		W&M earned the No. 7 seed for the 10th time in program history. Delaware hosts the 2019 CAA Tournament at the Bob Carpenter Center Del.



## GENERAL INFORMATION

**Name:** College of William & Mary  
**Location:** Williamsburg, Va.  
**Founded:** 1693 (2nd oldest college in U.S.)  
**Enrollment** (includes graduate): 8,617  
**Nickname:** Tribe  
**Colors:** Green, Gold and Silver  
**Arena (capacity):** Kaplan Arena (8,600)  
**Affiliation:** NCAA Division I  
**Conference:** Colonial Athletic Association (CAA)  
**President:** Katherine A. Rowe (Carleton, 1984)  
**Chancellor:** Robert M. Gates (William & Mary, 1965)  
**Director of Athletics:** Samantha K. Huge (Gordon, 1992)

## WOMEN'S BASKETBALL INFORMATION

**Head Coach:** Ed Swanson (Sacred Heart, 1989)  
**Record at W&M:** 88-92 (sixth season)  
**Career Record:** 494-356 (29th season)  
**Assistant Coach:** Lynne-Ann Kokoski (Bryant, 2008)  
**Assistant Coach:** Chanel Murchison (William & Mary, 2013)  
**Assistant Coach:** Tierra Rudd (Winston-Salem, 2008)  
**Dir. of Operations:** Michelle Kurowski (UMBC, 2011)  
**2017-18 Record (CAA):** 16-14 (7-11/6th)  
**Starters Returning/Lost:** 3/2  
**Letterwinners Returning/Lost:** 10/4  
**First Year of Basketball:** 1919-20  
**All-Time Record:** 668-968-9  
**WNIT Appearances:** None  
**NCAA Appearances:** None

## TRIBE TRENDS

<b>WILLIAM &amp; MARY RECORD</b>	
Overall.....	14-15
CAA Games.....	7-11
Leads at halftime.....	14-2
Trails at halftime.....	0-10
Tied at Halftime.....	0-3
Home.....	7-7
Away.....	7-8
Neutral.....	0-0
<b>BY MONTH</b>	
November.....	3-3
December.....	4-1
January.....	4-3
February.....	1-6
March.....	2-2
<b>SCORING...</b>	
W&M scores fewer than 40 pts.....	0-0
W&M scores 40-49.....	0-2
W&M scores 50-59.....	1-6
W&M scores 60-69.....	7-3
W&M scores 70-79.....	3-4
W&M scores 80+.....	3-0
Opp. scores fewer than 40 pts.....	0-0
Opp. scores 40-49.....	3-0
Opp. scores 50-59.....	6-1
Opp. scores 60-69.....	3-5
Opp. scores 70-79.....	2-6
Opp. scores 80+.....	0-3
<b>FROM THE FIELD ...</b>	
W&M shoots below 35%.....	0-3
W&M shoots better than 35%.....	14-12
W&M shoots better than 40%.....	11-4
W&M shoots better than 45%.....	12-3
W&M shoots better than 50%.....	3-2
<b>FINAL MARGIN</b>	
1-3 points.....	0-1
4-7 points.....	6-4
8-10 points.....	1-1
11-15 points.....	5-6
16+ points.....	2-3
In Overtime.....	0-0
<b>BATTLE OF THE BOARDS</b>	
Outrebounding opponent.....	5-2
Outrebounded by opponent.....	8-12
Rebounds are even.....	1-1
<b>DOWN TO THE WIRE</b>	
Leading with 5:00 left.....	13-3
Trailing with 5:00 left.....	1-11
Tied with 5:00 left.....	0-1
<b>LAYING IT ON THE LINE...</b>	
W&M attempts more free throws.....	5-3
Opp. attempts more free throws.....	8-11
Free Throws are even.....	1-1
<b>JERSEY COLOR</b>	
White.....	5-3
Green.....	6-5
Gold.....	3-6
Pink.....	0-1
<b>STRENGTH OF OPPOSITION</b>	
vs. Top 25 teams.....	0-0
vs. teams with a winning record.....	5-9
vs. teams .500 record.....	1-0
vs. teams with a losing record.....	8-5
<b>STREAKING</b>	
Coming off a win.....	4-9
Coming off of a loss.....	10-5
Longest Winning Streak.....	W3
Longest Losing Streak.....	L4
Current Streak.....	W1

## PROBABLE GAME STARTERS

2	BIANCA BOGGS								<ul style="list-style-type: none"><li>• Earned First-Team All-CAA and all-defensive team honors for the second straight year.</li><li>• Named team captain for the 2018-19 season.</li><li>• Tabbed CAA Player of the Week for the week of Dec. 31.</li><li>• Scored a season-high 32 points in the win at Drexel (3/1).</li><li>• Is third in school single-season history with 498 points.</li><li>• Ranks sixth in school history with 1,414 career points.</li></ul>
	Sr. • G • 5-9								
	Waldorf, Md./St. Mary's Ryken								
G-GS	PPG	RPG	APG	FG%	3P%	FT%	STL	BLK	
29-29	16.9	6.9	4.3	.435	.336	.745	70	28	
10	EVA HODGSON								<ul style="list-style-type: none"><li>• Tabbed the 2019 CAA Rookie of the Year and to the all-rookie team.</li><li>• Named CAA Rookie of the Week for the weeks of Dec. 3, Jan. 7, Feb. 11, and March 4.</li><li>• Poured in a career-high 24 points at UNCW (2/10).</li><li>• Scored a then-career-high 18 points in the CAA opening win at Hofstra (1/4).</li><li>• Her parents and two brothers all played Division III basketball.</li></ul>
	Fr. • G • 5-9								
	Rindge, N.H./New Hampton School								
G-GS	PPG	RPG	APG	FG%	3P%	FT%	STL	BLK	
29-29	10.1	2.9	3.1	.450	.411	.838	42	14	
11	NYLA POLLARD								<ul style="list-style-type: none"><li>• Made her first start of the year &amp; had a double-double (10 pts, 12 reb) vs. ECU (11/27).</li><li>• Scored nine points on three 3-pointers and grabbed two boards against JMU (2/24).</li><li>• Had nine points and added two rebounds, four assists, and a steal at Loyola (11/17).</li><li>• Scored a career-high 14 points, four assists, three rebounds against Upstate (12/5/17).</li></ul>
	So. • G • 5-9								
	Virginia Beach, Va./Princess Anne								
G-GS	PPG	RPG	APG	FG%	3P%	FT%	STL	BLK	
29-25	4.3	3.0	2.3	.303	.258	.630	3	27	
25	GABBY ROGERS								<ul style="list-style-type: none"><li>• Center that has started 24 games this season for the Tribe.</li><li>• Poured a career-high 17 points on 8-of-9 from the field against Towson (2/22).</li><li>• Notched her first career double-double with 14 points and 12 rebounds at CoFC (2/8).</li><li>• Had 10 points on 5-of-5 from the field against Northeastern (3/7).</li><li>• Followed that up with another 5-for-5 game versus Hofstra (3/9).</li></ul>
	So. • C • 6-2								
	Dallas, Texas/Bishop Lynch								
G-GS	PPG	RPG	APG	FG%	3P%	FT%	STL	BLK	
28-25	4.9	3.0	0.3	.496	.000	.800	16	10	
30	VICTORIA REYNOLDS								<ul style="list-style-type: none"><li>• Recorded a double-double with 15 points and 15 rebounds against ECU (11/27/18).</li><li>• Tied a season-high 17 points and five rebounds at Charleston (2/8).</li><li>• Notched a season-high 17 points with 7 rebs vs. UNCW (1/11).</li><li>• Poured in a career-high 22 points in the win at St. Francis (12/2/17).</li><li>• Grabbed 18 boards in the win against Charleston (1/26/18).</li></ul>
	Jr. • F • 5-10								
	Fairfax, Va./Archbishop Spalding								
G-GS	PPG	RPG	APG	FG%	3P%	FT%	STL	BLK	
29-26	10.7	5.3	2.3	.459	.377	.815	39	21	

## RESERVES

POS.	NO.	NAME	HT.	CL.	G-GS	PPG	RPG	APG	FG%	3P%	FT%	MISC.
G	0	Libby Underwood	5-9	So.	15-0	0.9	0.3	0.1	.357	.000	.600	1 stl
NOTE: Scored six points in the second half of the game versus VCU (11/6).												
G	1	Sydney Wagner	5-6	So.	-	-	-	-	-	-	-	-
NOTE: Transfer from Stetson that has to sit out the 2018-19 season due to NCAA Transfer Rule												
G	3	Ashley Taylor	5-8	Jr.	6-0	0.2	0.0	0.0	.000	.000	.500	-
NOTE: Has appeared in 25 career games in career.												
G/F	5	Misha Jones	5-9	Sr.	29-4	4.3	1.9	1.1	.443	.365	.923	5 stl
NOTE: Scored a career-high 20 points on Senior Day vs. Hofstra (3/9).												
G	12	Harper Birdsong	5-10	R-So.	29-4	9.2	2.9	1.0	.387	.392	.717	18 stl
NOTE: First player off of the bench; Scored a career-high 18 at ODU (12/5).												
F	15	Emma Krause	6-2	Fr.	29-3	3.9	1.9	0.5	.358	.337	.571	13 blk
NOTE: Been in double-figures twice this season; Had a career-high 14 points against Howard.												
C	20	Chandler Smith	6-3	Sr.	13-2	0.2	1.4	0.1	.250	.000	.250	5 blk
NOTE: Named a team captain for the season; Appeared in 65 career games.												
G/F	21	Bailey Eichner	6-1	So.	19-0	0.6	1.4	0.4	.313	.200	.250	3 stl
NOTE: Scored a career-high five vs. JMU (2/24); Had a career-high six rebounds at ODU (12/5)												
C	32	Caroline Stover	6-3	Fr.	2-0	0.0	0.0	0.0	.000	.000	.000	-
NOTE: Ranked as the No. 131 recruit in her class on BlueStar												

## W&amp;M INDIVIDUAL SUPERLATIVES

	16-17	17-18	18-19	Career		16-17	17-18	18-19	Career
<b>Double-Digit Games</b>					<b>Double-Doubles</b>				
Bianca Boggs	8	25	25	67	Bianca Boggs	-	1	4	6
Victoria Reynolds	4	15	19	38	Victoria Reynolds	-	1	1	2
Eva Hodgson	-	-	16	16	Nyla Pollard	-	-	1	1
Harper Birdsong	-	-	15	15	Gabby Rogers	-	-	1	1
Gabby Rogers	-	-	5	5	<b>Leading Scorer (times):</b> - Boggs (18), Hodgson (6), Birdsong (3), Reynolds (3), Jones (1)				
Nyla Pollard	-	3	1	4	<b>Leading Rebounder (times):</b> - Boggs (14), Reynolds (11), Rogers (3), Eichner (1), Hodgson (1), Jones (1), Pollard (1)				
Emma Krause	-	-	2	2	<b>Leading Assists (times):</b> - Boggs (17), Hodgson (9), Pollard (4), Reynolds (2), Birdsong (2), Jones (1), Rogers (1)				
Misha Jones	-	-	2	2	<b>Charges (times):</b> - Jones (14), Hodgson (10), Rogers (7), Eichner (6), Boggs (2), Birdsong (1)				
<b>20-Point Games</b>					<b>Three-Point Plays (Made/Attempted):</b> - Birdsong (3/3), Krause (2/2), Rogers (2/2), Jones (1/1), Underwood (1/1) Boggs (17/20), Hodgson (2/3), Reynolds (1/3), Pollard (0/2)				
Bianca Boggs	-	7	9	16	<b>Four-Point Plays (Made/Attempted):</b> - Jones (1/1)				
Eva Hodgson	-	-	1	1					
Misha Jones	-	-	1	1					
Victoria Reynolds	-	1	-	1					
<b>30-Point Games</b>									
Bianca Boggs	-	1	1	2					
<b>10-Rebound Games</b>									
Bianca Boggs	1	1	5	7					
Victoria Reynolds	-	4	3	7					
Gabby Rogers	-	-	1	1					
<b>10-Assist Games</b>									
16-17	17-18	18-19	Career						




Team		
<b>W&amp;M scored 80+ points</b>	<b>3/9/2019</b>	<b>83 (83-72, W vs. Hofstra)</b>
<b>W&amp;M scored 85+ points</b>	<b>11/12/2018</b>	<b>88 (88-75, W vs. Howard)</b>
W&M scored 90+ points	12/2/2017	92 (92-86, W at St. Francis (Pa.))
W&M scored 95+ points	2/16/2014	97 (97-44 W, vs. UNCW)
<b>Opponent scored 80+</b>	<b>2/22/2019</b>	<b>82 (75-82 L, vs. Towson)</b>
Opponent scored 85+	2/2/2017	86 (41-86, L vs. James Madison)
Opponent scored 90+	11/17/2017	92 (92-81 L, at St. John's)
<b>W&amp;M grabbed 50+ rebounds</b>	<b>11/27/2018</b>	<b>58 (63-43 W, vs. East Carolina)</b>
W&M grabbed 60+ rebounds	12/21/2006	60 (73-58 W, at Norfolk State)
<b>Held an Opponent to 50 pts. or less</b>	<b>12/21/2018</b>	<b>44 (55-44, W at Norfolk State)</b>
Held an Opponent to 40 pts. or less	12/3/2016	39 (67-39, W vs. Richmond)
<b>W&amp;M was held under 50 pts.</b>	<b>1/25/2019</b>	<b>48 (48-65 L, at James Madison)</b>
<b>Shot 50% from the field</b>	<b>3/9/2019</b>	<b>54.2% (26-for-48) (83-72, W vs. Hofstra)</b>
<b>Shot 60% from the field</b>	<b>3/7/2019</b>	<b>64.3% (27-for-42) (71-75, L vs. Northeastern)</b>
<b>Shot 80-89% from the foul line (8 or more attempts)</b>	<b>2/24/2019</b>	<b>87.5% (14-for-16) (65-78, L vs. James Madison)</b>
<b>Shot 90-99% from the foul line (8 or more attempts)</b>	<b>3/9/2019</b>	<b>95.5% (21-for-22) (83-72, W vs. Hofstra)</b>
<b>Shot 100% from the foul line (8 or more attempts)</b>	<b>1/25/2019</b>	<b>100% (16-for-16) (48-65, L at James Madison)</b>
<b>Had a 20-pt. win</b>	<b>11/27/2018</b>	<b>20 (63-43 W, vs. East Carolina)</b>
Had a 30-pt. win	11/28/2016	34 (W, 82-48 vs. Delaware State)
Had a 40-pt. win	2/16/2014	53 (97-44 W, vs. UNCW)
Had a 50-pt. win	2/16/2014	53 (97-44 W, vs. UNCW)
Had a 20-pt. loss	3/1/2018	21 (L, 61-82 at Elon)
Had a 30-pt. loss	2/2/2018	45 (L, 41-86 vs. James Madison)
<b>An overtime win</b>	<b>3/1/2019</b>	<b>77-72, W at Drexel (3ot)</b>
<b>An overtime loss</b>	<b>2/8/2019</b>	<b>77-79, L at Charleston (2ot)</b>
<b>A double-overtime game</b>	<b>2/8/2019</b>	<b>77-79, L at Charleston (2ot)</b>
<b>A triple-overtime game</b>	<b>3/1/2019</b>	<b>77-72, W at Drexel (3ot)</b>
10-game winning streak	2016-17	11 (11/18/2016-1/6/17)
5-game winning streak	2017-18	7 (11/21/2017-12/21/2017)
5-game losing streak	2017-18	7 (2/16/2018-11/12/2018)
10-game losing streak	2012-13	11 (11/25/2012-1/20/2013)

### Individual

<b>20-24 pts.</b>	<b>20, Misha Jones vs. Hofstra, 3/9/19</b>
<b>25-29 pts.</b>	<b>25, Bianca Boggs vs. UNCW, 1/11/19</b>
<b>30-34 pts.</b>	<b>32 Bianca Boggs at Drexel, 3/1/19</b>
35-39 pts.	39, Lynn Norenberg at Virginia Wesleyan, 11/15/80
40+ pts.	53, Bebe Fisher vs. Norfolk Division, 2/13/52
<b>5 players in double figures</b>	<b>Misha Jones (20), Eva Hodgson (17), Victoria Reynolds (15), Bianca Boggs (11), Gabby Rogers (10) vs. Hofstra, 3/9/19</b>
Two players with 20 pts. or more	Jenna Green (22) and Bianca Boggs (21) at Towson, 2/4/18
<b>Player with 10-14 rebounds</b>	<b>10, Bianca Boggs at UNCW, 2/10/19</b>
<b>Player with 15-19 rebounds</b>	<b>15, Victoria Reynolds vs. East Carolina, 11/27/18</b>
Player with 20 or more rebounds	21, Emily Correia vs. George Mason, 3/16/13
<b>Two players with 10 or more rebounds</b>	<b>15, Victoria Reynolds, 12, Nyla Pollard, &amp; 11 Bianca Boggs vs. ECU, 11/27/18</b>
A player with a triple-double	Abby Rendle (25 pts, 17 reb, 10 blks) at East Carolina, 11/21/17
<b>A player with a double-double</b>	<b>Bianca Boggs (16 pts, 10 reb) at UNCW, 2/10/19</b>
<b>Two players with double-doubles</b>	<b>Victoria Reynolds (15 pts, 15 reb) &amp; Nyla Pollard (10 pts, 12 reb.) vs. ECU, 11/27/18</b>
<b>100% from the field (min. 5 made)</b>	<b>5-for-5 Gabby Rogers vs. Hofstra, 3/9/19</b>
<b>100% from foul line (min. 5 made)</b>	<b>6-for-6, Eva Hodgson &amp; Misha Jones vs. Hofstra 3/9/19</b>
<b>5-7 Assists</b>	<b>7, Bianca Boggs &amp; 5, Victoria Reynolds vs. Hofstra, 3/9/19</b>
<b>8-9 Assists</b>	<b>8, Bianca Boggs vs. Towson, 2/22/19</b>
10+ Assists	11, Jenna Green vs. College of Charleston, 1/26/18
<b>5 or more steals</b>	<b>5, Bianca Boggs at UNCW, 2/10/19</b>
5-9 blocks	6, Abby Rendle at Delaware, 2/9/18
10+ blocks	11, Abby Rendle vs. College of Charleston, 1/26/18

BOLD - Happened in the 2018-19 season


**LIBBY UNDERWOOD**

So. • Guard • 5-9  
Rye, New Hampshire


**SYDNEY WAGNER**

So. • Guard • 5-6  
Phoenixville, Pa.


**BIANCA BOGGS**

Sr. • Guard • 5-5  
Waldorf, Md.


**ASHLEY TAYLOR**

Jr. • Guard • 6-0  
Charlottesville, Va.


**MISHA JONES**

Sr. • Guard/Forward • 5-9  
Manassas Park, Va.


**EVA HODGSON**

Fr. • Guard • 5-9  
Rindge, New Hampshire


**NYLA POLLARD**


So. • Guard • 5-9  
Virginia Beach, Va.


**HARPER BIRDSONG**


R-So. • Guard • 5-10  
Suffolk, Va.


**EMMA KRUSE**

Jr. • Center • 6-3  
Port Tobacco, Md.


**CHANDLER SMITH**

Sr. • Center • 6-3  
Port Tobacco, Md.


**BAILEY EICHNER**

So. • Guard/Forward • 6-1  
Cudahy, Wisc.


**GABBY ROGERS**

Fr. • Center • 6-1  
Dallas, Texas


**VICTORIA REYNOLDS**

Jr. • Forward • 5-10  
Fairfax, Va.


**CAROLINE STOVER**

Fr. • Center • 6-3  
Plympton Mass.


**ED SWANSON**

Sixth Season at W&M  
29th Overall

**PRONUNCIATION GUIDE**

Bailey **EICHNER**    IKE-ner

Lynne **KOKOSKI**  
Kah-kaw-ski

**CHANEL** Murchison    Shh-nell



ED

SWANSON

## HEAD COACH

29<sup>TH</sup> SEASON OVERALL6<sup>TH</sup> SEASON AT W&M

## PROFILE

Wife: Marion

Children: Connor and Matthew

## Education

Sacred Heart, 1989

## Coaching Career

Sacred Heart (1989-13)

William &amp; Mary (2013-P)

## CAREER HIGHLIGHTS

- Three NCAA Tournament Appearances
- Led W&M to 1st Division I Postseason berth in the WBI.
- Led W&M to a school record 20 wins in 2016-17
- 2016-17 VaSID Coach of the Year
- Six Postseason Appearances
- Four regular season conference championships and three postseason league titles
- 2009 New England Hall of Fame Inductee
- Eight 20-win seasons
- Five-time Conference Coach of the Year
- On five occasions, his teams have earned to the WBCA Academic Top 25 Team Honor

Ed Swanson enters his sixth season with the Green and Gold. He became the fifth Division I head women's basketball coach in William and Mary history on May 7, 2013. Prior to coming to Williamsburg, he spent 23 years transforming Sacred Heart University from a Division II program into a one of the top teams in the Northeast Conference. Swanson owns a career record of 464-327 (.587).

The success continued for the Tribe during the 2017-18 season. W&M won 16 games, which is tied for the fourth most in school history, and posted its second straight winning season for the first time since 2005-06 and 2006-07. His first recruiting class became the winningest class in school history with the team's victory over College of Charleston on Jan. 26. The seniors went onto win 66 games during their four year career. The Tribe raced out to an 11-2 start for the third straight season, which equaled the best 13-game start in school history, and led the CAA in blocked shots (218) and blocked shots per game (7.3), which ranked fourth and third in the NCAA, respectively. Both numbers are single-season school records. Individually, he mentored three players to five All-CAA awards, including All-CAA First-Team selection Bianca Boggs, who became the first Tribe player in a decade to be named to the league's first-team. Additionally, Boggs was named to the league's all-defensive team, while Abby Rendle claimed a spot on the All-CAA Third-Team, and All-Defensive Team, and freshman Nyla Pollard was picked to the CAA All-Rookie team.

Swanson led the Tribe to one of its best seasons in program history in 2016-17. The Tribe tied a school record with 20 wins, while winning a CAA Tournament game for the first time since 2009, and advancing to the CAA Semifinals for the first-time since 2001. Under his leadership, the Tribe won 11-straight games, which is the longest single-23056season streak in school history, from Nov. 18, 2016-Jan. 2, 2017. W&M had four players claim seven all-conference awards this season, including seniors Alexandra Masaquel and Marlena Tremba, who each earned second-team citations. Additionally, Masaquel was tabbed the Richmond Times-Dispatch All-State Second-Team, while Tremba earned VaSID All-State Second-Team honors. For his efforts, VaSID honored him as the Virginia State Coach of the Year.

Once again Swanson's third season was one for the record books. The Tribe raced out to its best start in school history with an 11-2 record. W&M went onto again to win the fourth most wins in school history with 15. For the second straight season the Tribe broke the blocks and assist record, by tying the single season assist record (466) and broke the school record for blocks with 148. During the season junior Marlena Tremba became the 15th player in school history to break the 1000-point barrier. Individually, four players earned All-CAA awards as junior Alexandra Masaquel was tabbed to the second-team and all-defensive team, Tremba earned third-team honors, and freshman Bianca Boggs picked up a spot on the all-rookie team. The Tribe was also rewarded for its hard work in the classroom as Masaquel, Tremba, and sophomore Jenna Green earned all-academic team honors.

Swanson's second year with the Green and Gold was one for the record books. The Tribe racked up 15 wins, the fourth-most in school history, on its way to its first-ever postseason appearances with bid in the Women's Basketball Invitational. The Green and Gold had a seven-win turnaround, while setting three school records for assists (466), blocked shots, (143), blocked shots per game (4.5). Individually he helped lead four players to five All-CAA awards. Sophomore Marlena Tremba was named to the All-CAA Third-Team, senior Jazmen Boone was named to the All-Defensive Team, freshman Abby Rendle to the All-Rookie and All-Defensive team, and senior Kyla Kerstetter earned all-academic honors.

In his first season with the Tribe, Swanson led a young team to eight victories in a seven-seed in the CAA Tournament. The Green and Gold finished in the top 10 nationally in steals per game, while Jazmen Boone also ranked in the top 20 in the NCAA in the same category. Under his guidance Kaitlyn Mathieu garnered Third-Team All-Colonial Athletic Association honors, and went on to sign a professional contract with a team in Germany. In addition, guard Marlena Tremba went onto win CAA Rookie of the Year, and was named to the all-rookie squad. Boone was named to the all-defensive team, while she and Kyla Kerstetter took home all-academic honors.

Swanson oversaw Sacred Heart's transition from Division II to Division I in 1999-00, and the program took off under his direction. Over Sacred Heart's 14 years in Division I, Swanson led SHU



to a 280-145 record (.664), including a 190-62 (.754) record in the NEC. He departed as the NEC's all-time winningest head coach with all of his SHU teams finishing third or higher in the league standings. Swanson-lead teams have posted 13 straight winning seasons and 12 straight campaigns with 18 or more victories, including six with 20 or more wins. In 2009, he was inducted into the New England Basketball Hall of Fame.

In total, Swanson-coached players earned 19 All-NEC honors, including nine first-team awards, nine NEC All-Tournament Team honors, eight NEC All-Rookie Team selections, four NEC Rookies of the Year, three NEC Tournament MVPs and three NEC Players of the Year.

His teams have also enjoyed success in the classroom. On five occasions, the Pioneers were selected to the Women's Basketball Coaches Association (WBCA) Academic Top 25 Team Honor Roll, which has recognized outstanding academic performances from the top teams in each of the five collegiate divisions since 1995-96. On eight occasions since 2003, one of his players was a CoSIDA Academic All-District selection and two Pioneer players were named NEC Scholar-Athlete of the Year.

In 2012-13, Swanson led Sacred Heart to its third straight postseason appearance, and in the process, recorded his 400th career victory. His milestone win came on Feb. 12, 2013 as the Pioneers defeated Fairleigh Dickinson. SHU completed the season at 22-11, finishing second in the NEC with a 13-5 ledger and garnering a berth in the program's first Women's National Invitational Tournament (WNIT).

Sacred Heart claimed its third NEC Championship and advanced to the NCAA Tournament in 2011-12. The Pioneers also ranked 23rd nationally in the WBCA Academic Top 25 Team Honor Roll with a team GPA of 3.35. SHU compiled a season mark to 25-8, winning both the regular season and postseason crowns in the league as Swanson was named NEC Coach of the Year for the fourth time.

The Pioneers earned a berth in the 2011 Women's Basketball Invitational and finished the year at 18-13 with a 12-6 mark in the NEC. After a 0-5 start to the 2008-09 season, Swanson's Pioneers reeled off a 21-game winning streak, the longest in school history and second longest in the country, before finishing with 25-8 record. SHU completed the NEC regular season with a perfect 18-0 mark, becoming just the third team in the history of the conference to accomplish the feat. Swanson earned NEC Coach of the Year honors as Sacred Heart finished off an amazing season by capturing its second league title and trip to the NCAA Tournament over a four-year span. During the 2008-09 season, Swanson moved past former Mount St. Mary's head coach Bill Sheahan (124) as all-time leader in Northeast Conference wins and eclipsing the 300-win plateau in his career.

The 2005-06 season saw Swanson lead the Sacred Heart program to its first NCAA Tournament, capturing the NEC Championship in just its seventh season at the Division I level. Swanson guided the Pioneers to a school record 26-5 record, including a 16-2 NEC ledger. He also garnered career victory No. 250 during the season.

Under his leadership, Sacred Heart was one of the toughest teams on its home court, the William H. Pitt Center, which opened in 1997. During the Pitt Center's opening 16 seasons, Swanson's teams won 81.9 percent (185-41) of its home games. In 2011-12, SHU went 15-1 at home, a season bested only by a perfect 15-0 in 2005-06 and 14-0 in 2003-04. During the stretch, the Pioneers' home winning percentage at the Pitt Center ranked among the best nationally.

After directing the Pioneers to a 20-7 record — the program's first 20-win season — in 1995-96, Swanson was voted Coach of the Year in the New England Collegiate Conference (NECC) and the Women's Basketball Coaches Association's (WBCA) District I.

Swanson took the reins of the Sacred Heart University women's basketball program in 1990 and built the Pioneers into one of the top teams in the Northeast. He joined Dave Bike's men's basketball coaching staff at SHU in 1989, and, after becoming head coach of the Pioneer women's program in 1990, did double duty for three seasons before becoming the University's first full-time women's coach in 1993. Prior to Swanson's arrival,

## CAREER RECORD

YEAR	OVERALL RECORD	CONF. RECORD	CONF. FINISH	POST SEASON
1990-91	8-19	3-11	7th	
1991-92	11-16	5-9	T5th	
1992-93	16-13	7-7	4th	
1993-94	12-15	8-8	5th	
1994-95	11-16	7-9	5th	
1995-96	20-7	16-4	T2nd	
1996-97	14-14	10-8	5th	
1997-98	19-7	13-3	2nd	
1998-99	15-12	12-6	3rd	
1999-00	14-14	11-7	T3rd	
2000-01	15-14	11-7	T3rd	
2001-02	18-11	13-5	T2nd	
2002-03	18-10	12-6	T3rd	
2003-04	21-8	14-4	2nd	
2004-05	18-11	14-4	2nd	
2005-06	26-5	16-2	1st	NCAA
2006-07	22-10	15-3	T1st	
2007-08	19-11	14-4	3rd	
2008-09	25-8	18-0	1st	NCAA
2009-10	19-11	14-4	3rd	
2010-11	18-13	12-6	T3rd	WBI
2011-12	25-8	15-3	1st	NCAA
2012-13	22-11	13-5	2nd	WNIT
2013-14	8-21	5-11	8th	
2014-15	15-16	9-9	6th	WBI
2015-16	15-15	6-12	7th	
2016-17	20-11	9-9	4th	
2017-18	16-14	7-11	6th	
2018-19	14-15	7-11	7th	

**Career** 494-356  
(.581) 299-190  
(.611)

**Division I** 368-237  
(.608) 234-125  
(.652)

**W&M/CAA** 88-92  
(.489) 43-63  
(.406)

the Sacred Heart women's team compiled a 4-21 record. Under his guidance, the climb to Division II respectability was accomplished within three seasons, from 8-19 to 11-16 and, in 1992-93, to 16-13 — the program's first winning record in 11 seasons.

In his time at SHU, he was a four-time NEC Coach of the Year, led Sacred Heart to five postseason bids, including three NCAA Tournament appearances. Swanson guided the Pioneers to four NEC regular season crowns and three NEC tournament championships. SHU posted 20-win seasons seven times during his tenure, including five of the last eight years.

He earned a bachelor's degree in business from Sacred Heart in 1989. Also during his tenure at SHU, Swanson served as the moderator for the Pioneer Student-Athlete Council from 1998-01 and was the annual coordinator of commencement exercises since 2000. Swanson and his wife, Marion, have two sons, Connor and Matthew.



# #0 LIBBY UNDERWOOD

## SOPHOMORE - GUARD

### RYE, N.H. - PORTSMOUTH

#### >> UNDERWOOD'S CAREER HIGHS

##### MINUTES

Season 13 vs. VCU, 11/6/18  
Career 15 vs. USC Upstate, 12/5/17

##### POINTS

Season 6 vs. VCU, 11/6/18  
Career 8 vs. USC Upstate, 12/5/17

##### REBOUNDS

Season 2 at James Madison, 1/25/19  
Career 3 at Northeastern, 1/21/18

##### FIELD GOALS

Season 3 vs. VCU, 11/6/18  
Career 3 vs. VCU, 11/6/18

##### 3-POINT FIELD GOALS

Season -  
Career 1 (3x) last time vs. Upstate 12/5/17

##### FREE THROWS

Season 1 (3x) last time at UD, 3/3/19  
Career 5 vs. USC Upstate, 12/5/17

##### ASSISTS

Season 1 (2x) last time at JMU, 1/25/19  
Career 3 vs. USC Upstate, 12/5/17

##### STEALS

Season 1 at Old Dominion, 12/8/18  
Career 1 (3x) last time at ODU, 12/8/18

##### BLOCKS

Season 1 vs. VCU, 11/6/18  
Career 1 vs. VCU, 11/6/18

##### MISCELLANEOUS

Career in Double Figures 0  
2018-19 in Double Figures 0

#### >> 2018-19 GAME-BY-GAME

Opp	Date	GS	Min	FG-A	3FG-A	FT-A	Reb.	A	TO	BLK	STL	PTS
VCU	11/6	14	3-4	0-1	0-0	0	1	1	0	1	6	
HOW	11/12	2	0-1	0-0	0-0	1	0	0	0	0	0	
at Loy	11/17	11	0-1	0-0	0-0	0	0	0	0	0	0	
at DC	11/24	6	0-1	0-1	0-0	0	0	0	0	0	0	
ECU	11/27		DNP - COACH'S DECISION									
at Hart	11/30	2	0-0	0-0	0-0	0	0	0	0	0	0	
at Fair	12/2		DNP - COACH'S DECISION									
UOFR	12/5	1	1-1	0-0	0-0	0	0	0	0	0	2	
at ODU	12/8	10	0-1	0-0	1-2	0	0	2	0	1	1	
at NSU	12/21	5	0-0	0-0	0-0	0	0	2	0	0	0	
GW	12/28	3	0-0	0-0	0-0	0	0	0	0	0	0	
at Hof	1/4		DNP - COACH'S DECISION									
at NU	1/6	8	0-1	0-1	1-2	0	0	1	0	0	1	
UNCW	1/11		DNP - COACH'S DECISION									
COFC	1/13		DNP - COACH'S DECISION									
ELON	1/20		DNP - COACH'S DECISION									
at JMU	1/25	2	0-2	0-0	0-0	2	1	0	0	0	0	
at Tow	1/27		DNP - COACH'S DECISION									
DEL	2/1		DNP - COACH'S DECISION									
DU	2/3	3	0-1	0-0	0-0	0	0	0	0	0	0	
at CofC	2/8		DNP - COACH'S DECISION									
at UNCW	2/10		DNP - COACH'S DECISION									
at Elon	2/17		DNP - COACH'S DECISION									
TOW	2/22		DNP - COACH'S DECISION									
JMU	2/24		DNP - COACH'S DECISION									
at DU	3/1	2	0-0	0-0	0-0	0	0	0	0	0	0	
at DEL	3/3	2	1-1	0-0	1-1	1	0	0	0	0	3	
NU	3/7		DNP - COACH'S DECISION									
HOF	3/9	5	0-0	0-0	0-0	1	0	0	0	0	0	

#### >> UNDERWOOD'S CAREER STATISTICS

Season	GP	GS	Min/Avg	FG-FGA	Pct	3pt-Att	Pct	FT-FTA	Pct	Off	Def	Reb	Avg	PF	FO	A	TO	Blk	S	TP	Avg
2017-18	27	0	162/6.0	6-30	.200	3-15	.200	14-22	.636	2	14	16	0.6	10	0	8	21	0	2	29	1.1
2018-19	15	0	73/4.9	5-14	.357	0-3	.000	3-5	.600	4	1	5	0.3	3	0	2	6	1	1	13	0.9
<b>CAREER</b>	<b>42</b>	<b>0</b>	<b>236/5.6</b>	<b>11-44</b>	<b>.250</b>	<b>3-18</b>	<b>.167</b>	<b>17-27</b>	<b>.630</b>	<b>6</b>	<b>15</b>	<b>21</b>	<b>0.5</b>	<b>13</b>	<b>0</b>	<b>10</b>	<b>27</b>	<b>1</b>	<b>3</b>	<b>42</b>	<b>1.0</b>



# #2 BIANCA BOGGS

## SENIOR - GUARD

### WALDORF, MD. - ST. MARY'S RYKEN

#### >> BOGGS' CAREER HIGHS

##### MINUTES

Season 52 at Drexel, 3/1/19  
Career 52 at Drexel, 3/1/19

##### POINTS

Season 32 at Drexel, 3/1/19  
Career 33 at St. Francis (Pa.), 12/2/17

##### REBOUNDS

Season 11 (3x) last time at JMU, 1/25/19  
Career 11 (4x) last time at JMU, 1/25/19

##### FIELD GOALS

Season 11 at Drexel, 3/1/19  
Career 12 at St. Francis (Pa.), 12/2/17

##### 3-POINT FIELD GOALS

Season 4 (2x) last time vs. CofC, 1/13/19  
Career 4 (4x) last time vs. CofC, 1/13/19

##### FREE THROWS

Season 8 (2x) last time at Drexel, 3/1/19  
Career 8 (4x) last time at Drexel, 3/1/19

##### ASSISTS

Season 8 vs. Towson, 2/22/19  
Career 8 (2x) last time vs. Tow., 2/22/19

##### STEALS

Season 6 at Hartford, 11/30/18  
Career 7 vs. Charleston, 1/26/18

##### BLOCKS

Season 3 (2x) last time vs. Hofstra, 3/9/19  
Career 4 vs. Hofstra, 1/28/18

##### MISCELLANEOUS

Career in Double Figures 67  
2018-19 in Double Figures 25

#### >> 2018-19 GAME-BY-GAME

Opp	Date	GS	Min	FG-A	3FG-A	FT-A	Reb.	A	TO	BLK	STL	PTS
VCU	11/6	*	34	6-16	1-3	2-3	6	4	3	1	5	16
HOW	11/12	*	35	10-22	1-5	5-5	9	7	4	0	1	26
at Loy	11/17	*	35	5-9	2-4	2-2	5	3	1	0	0	14
at DC	11/24	*	36	6-12	1-3	5-5	10	7	9	2	3	18
ECU	11/27	*	37	4-11	0-3	1-2	11	5	6	1	1	9
at Hart	11/30	*	39	3-15	1-5	5-6	6	2	4	0	6	12
at Fair	12/2	*	37	8-12	2-4	4-8	5	2	7	0	3	22
UOFR	12/5	*	32	2-7	0-0	1-2	1	6	3	2	2	8
at ODU	12/8	*	24	7-15	0-3	3-3	3	2	2	0	3	17
at NSU	12/21	*	33	4-10	0-2	2-5	8	4	6	1	4	10
GW	12/28	*	34	10-16	3-5	3-3	10	3	3	3	2	26
at Hof	1/4	*	39	7-14	1-4	7-7	10	3	6	1	0	22
at NU	1/6	*	25	6-15	4-7	5-6	6	4	2	0	3	21
UNCW	1/11	*	36	8-16	2-5	7-9	6	2	2	2	2	25
COFC	1/13	*	39	6-16	4-8	2-8	8	4	5	0	2	18
ELON	1/20	*	27	4-8	1-2	4-6	3	3	1	0	0	13
at JMU	1/25	*	33	2-18	0-3	4-4	11	3	3	9	1	8
at Tow	1/27	*	33	7-17	3-6	5-11	7	3	4	0	3	22
DEL	2/1	*	37	2-9	1-2	6-8	8	5	6	1	1	11
DREXEL	2/3	*	39	6-10	1-2	4-5	9	3	3	1	1	17
at CofC	2/8	*	48	9-19	0-3	5-8	6	4	9	2	5	23
at UNCW	2/10	*	38	7-15	1-5	1-3	10	3	5	1	5	16
at Elon	2/17	*	39	5-11	1-6	2-2	9	4	5	2	2	13
TOW	2/22	*	33	5-12	1-2	7-9	3	8	4	3	1	18
JMU	2/24	*	34	3-8	2-5	8-8	6	7	3	0	2	16
at DU	3/1	*	51	11-14	2-5	8-10	5	5	8	2	3	32
at Del	3/3	*	36	4-12	1-4	0-0	8	6	3	1	4	9
NU	3/7	*	39	5-6	2-3	5-5	5	7	9	0	1	17
HOF	3/9	*	34	4-14	1-5	2-2	7	7	4	3	2	11

#### >> BOGGS' CAREER STATISTICS

Season	GP	GS	Min/Avg	FG-FGA	Pct	3pt-Att	Pct	FT-FTA	Pct	Off	Def	Reb	Avg	PF	FO	A	TO	Blk	S	TP	Avg
2015-16	30	24	802/26.7	68-233	.292	17-56	.304	70-102	.686	38	57	95	3.2	81	5	45	55	10	56	223	7.4
2016-17	31	26	734/23.7	82-214	.383	22-74	.297	60-76	.789	44	65	109	3.5	60	0	60	76	17	54	246	7.9
2017-18	30	30	907/30.2	156-373	.418	41-129	.318	103-139	.741	46	91	137	4.6	85	1	88	111	24	65	456	15.2
2018-19	29	29	1040/35.9	166-382	.435	40-119	.336	117-157	.745	37	164	201	6.9	68	3	126	129	28	70	489	16.9
<b>CAREER</b>	<b>120</b>	<b>108</b>	<b>3483/29.0</b>	<b>472-1202</b>	<b>.393</b>	<b>120-378</b>	<b>.317</b>	<b>350-474</b>	<b>.738</b>	<b>165</b>	<b>377</b>	<b>542</b>	<b>4.5</b>	<b>294</b>	<b>9</b>	<b>319</b>	<b>371</b>	<b>79</b>	<b>245</b>	<b>1414</b>	<b>11.8</b>



# #3 ASHLEY TAYLOR

## JUNIOR - GUARD

### CHARLOTTESVILLE, VA. - ST. ANNE'S-BELFIELD

#### >> TAYLOR'S CAREER HIGHS

MINUTES			FREE THROWS		
Season	6	vs. GW, 12/28/18	Season	1	vs. GW, 12/28/18
Career	9	vs. USC Upstate, 12/5/17	Career	1	vs. GW, 12/28/18
POINTS			ASSISTS		
Season	1	vs. GW, 12/28/18	Season	-	-
Career	3	vs. USC Upstate, 12/5/17	Career	1	(4x) last time at CofC, 12/29/17
REBOUNDS			STEALS		
Season	-	-	Season	-	-
Career	2	vs. Loyola, 11/25/17	Career	1	vs. Davidson, 11/27/17
FIELD GOALS			BLOCKS		
Season	-	-	Season	-	-
Career	1	(2x) last time at Elon, 3/1/18	Career	-	-
3-POINT FIELD GOALS			MISCELLANEOUS		
Season	-	-	Career in Double Figures	0	
Career	1	vs. USC Upstate, 12/5/17	2018-19 in Double Figures	0	

#### >> TAYLOR'S CAREER STATISTICS

Season	GP	GS	Min/Avg	FG-FGA	Pct	3pt-Att	Pct	FT-FTA	Pct	Off	Def	Reb	Avg	PF	FO	A	TO	Blk	S	TP	Avg
2016-17	7	0	22/3.1	0-6	.000	0-4	.000	0-0	.000	1	2	3	0.4	0	0	2	1	0	0	0	0.0
2017-18	13	0	32/2.5	2-9	.222	1-3	.333	0-0	.000	0	7	7	0.5	1	0	2	4	0	1	5	0.4
2018-19	5	0	13/2.6	0-4	.000	0-4	.000	1-2	.500	0	0	0	0.0	0	0	0	0	0	0	1	0.3
<b>CAREER</b>	<b>25</b>	<b>0</b>	<b>67/2.7</b>	<b>2-20</b>	<b>.105</b>	<b>1-11</b>	<b>.091</b>	<b>1-2</b>	<b>.500</b>	<b>1</b>	<b>9</b>	<b>10</b>	<b>0.4</b>	<b>1</b>	<b>0</b>	<b>4</b>	<b>5</b>	<b>0</b>	<b>1</b>	<b>6</b>	<b>0.3</b>

#### >> 2018-19 GAME-BY-GAME

Opp	Date	GS	Min	FG-A	3FG-A	FT-A	Reb.	A	TO	BLK	STL	P
VCU	11/6											
HOW	11/12											
at Loy	11/17	1	0-0	0-0	0-0	0	0	0	0	0	0	0
at DC	11/24											
ECU	11/27											
at Hart	11/30											
at Fair	12/2											
UOFR	12/5											
at ODU	12/8	1	0-1	0-1	0-0	0	0	0	0	0	0	0
at NSU	12/21											
GW	12/28	6	0-3	0-2	1-2	0	0	0	0	0	1	
at Hof	1/4											
at NU	1/6											
UNCW	1/11											
COFC	1/13											
ELON	1/20											
at JMU	1/25	3	0-0	0-0	0-0	0	0	0	0	0	0	0
at Tow	1/27											
DEL	2/1											
DREXEL	2/3											
at CofC	2/8											
at UNCW	2/10											
at Elon	2/17											
TOW	2/22											
JMU	2/24											
at DU	3/1											
at Del	3/3	3	0-0	0-0	0-0	0	0	0	0	0	0	0
NU	3/7											
HOF	3/9											



# #5 MISHA JONES

## SENIOR - GUARD/FORWARD

### MANASSAS PARK, VA. - BATTLEFIELD

#### >> JONES' CAREER HIGHS

MINUTES			FREE THROWS		
Season	41	at Drexel, 3/1/19	Season	6 (2x) last time vs. Hofstra, 3/9/19	
Career	41	at Drexel, 3/1/19	Career	6 (2x) last time vs. Hofstra, 3/9/19	
POINTS			ASSISTS		
Season	20	vs. Hofstra, 3/9/19	Season	4	at Old Dominion, 12/8/18
Career	20	vs. Hofstra, 3/9/19	Career	4	(3x) last time at ODU, 12/8/18
REBOUNDS			STEALS		
Season	8	at Towson, 1/27/19	Season	2	(2x) last time at Drexel, 3/1/19
Career	8	at Towson, 1/27/19	Career	2	(3x) last time at Drexel, 3/1/19
FIELD GOALS			BLOCKS		
Season	5	vs. Hofstra, 3/9/19	Season	1	(7x) last time vs. NU, 3/7/19
Career	5	vs. Hofstra, 3/9/19	Career	1	(8x) last time vs. NU, 3/7/19
3-POINT FIELD GOALS			MISCELLANEOUS		
Season	4	vs. Hofstra, 3/9/19	Career in Double Figures	2	
Career	4	vs. Hofstra, 3/9/19	2018-19 in Double Figures	2	

#### >> 2018-19 GAME-BY-GAME

Opp	Date	GS	Min	FG-A	3FG-A	FT-A	Reb.	A	TO	BLK	STL	P
VCU	11/6	4	1-1	1-1	1-2	4	0	0	0	0	4	
HOW	11/12	14	3-5	2-4	1-1	3	2	2	1	0	9	
at Loy	11/17	13	2-4	0-2	1-2	2	1	0	0	0	5	
at DC	11/24	11	1-2	1-2	0-0	1	3	1	1	0	3	
ECU	11/27	9	0-3	0-3	0-0	2	0	0	0	0	0	
at Hart	11/30	12	1-2	1-1	0-0	4	1	0	0	0	3	
at Fair	12/2	8	0-1	0-1	0-0	1	0	0	0	0	0	
UOFR	12/5	6	0-0	0-0	0-0	1	0	1	0	0	0	
at ODU	12/8	13	2-5	0-1	0-0	4	4	1	0	0	4	
at NSU	12/21	8	0-1	0-1	0-0	0	0	1	0	1	0	
GW	12/28	12	1-2	0-0	2-2	1	0	1	0	0	4	
at Hof	1/4	6	1-1	1-1	0-0	1	1	0	0	0	3	
at NU	1/6	20	2-6	1-3	1-2	3	2	0	0	1	6	
UNCW	1/11	24	3-5	3-5	0-0	2	3	3	1	0	9	
COFC	1/13	19	2-5	2-4	0-0	2	2	1	0	0	6	
ELON	1/20	15	2-3	2-2	2-2	2	2	0	2	0	8	
at JMU	1/25	22	2-3	2-3	0-0	3	0	0	0	0	6	
at Tow	1/27	22	1-5	0-4	6-6	8	2	2	0	0	8	
DEL	2/1	20	1-2	1-2	0-0	2	0	3	0	0	3	
DREXEL	2/3	10	0-0	0-0	0-0	1	2	0	1	0	0	
at CofC	2/8	15	1-4	0-3	0-0	1	1	1	1	0	2	
at UNCW	2/10	5	0-1	0-1	0-0	0	0	0	0	0	0	
at Elon	2/17	4	0-0	0-0	0-0	1	0	0	0	0	0	
TOW	2/22	4	0-0	0-0	0-0	0	0	0	0	0	0	
JMU	2/24	16	1-5	0-4	2-2	1	0	2	0	0	4	
at DU	3/1	41	4-6	2-4	2-2	3	3	3	0	2	12	
at Del	3/3	16	2-6	0-3	0-0	2	3	1	1	0	4	
NU	3/7	6	1-2	0-1	0-0	2	0	1	1	0	2	
HOF	3/9	23	5-8	4-7	6-6	3	1	0	0	0	20	

#### >> JONES' CAREER STATISTICS

Season	GP	GS	Min/Avg	FG-FGA	Pct	3pt-Att	Pct	FT-FTA	Pct	Off	Def	Reb	Avg	PF	FO	A	TO	Blk	S	TP	Avg
2015-16	27	0	180/6.7	12-36	.333	5-20	.250	7-10	.700	1	16	17	0.6	15	0	8	9	0	4	36	1.3
2016-17																					
2017-18	28	0	201/7.2	13-41	.317	7-26	.269	10-11	.909	6	26	32	1.1	29	0	15	17	1	7	43	1.5
2018-19	29	4	398/13.7	39-88	.443	23-63	.365	24-26	.923	16	40	56	1.9	51	0	33	24	7	5	125	4.3
<b>CAREER</b>	<b>84</b>	<b>4</b>	<b>779/9.3</b>	<b>64-165</b>	<b>.388</b>	<b>35-109</b>	<b>.321</b>	<b>41-47</b>	<b>.872</b>	<b>23</b>	<b>82</b>	<b>105</b>	<b>1.3</b>	<b>95</b>	<b>0</b>	<b>56</b>	<b>50</b>	<b>8</b>	<b>16</b>	<b>204</b>	<b>2.4</b>



# #10 EVA HODGSON

## FRESHMAN - GUARD

### RINDGE, N.H. - NEW HAMPTON SCHOOL

#### >> HODGSON'S CAREER HIGHS

##### MINUTES

Season	50	at Drexel, 3/1/19
Career	50	at Drexel, 3/1/19

##### POINTS

Season	24	at UNCW, 2/10/19
Career	24	at UNCW, 2/10/19

##### REBOUNDS

Season	6 (2x) last time vs. Drexel, 2/3/19
Career	6 (2x) last time vs. Drexel, 2/3/19

##### FIELD GOALS

Season	9	at UNCW, 2/10/19
Career	9	at UNCW, 2/10/19

##### 3-POINT FIELD GOALS

Season	5	at Delaware, 3/3/19
Career	5	at Delaware, 3/3/19

##### FREE THROWS

Season	8 (2x) last time vs. Drexel, 2/3/19
Career	8 (2x) last time vs. Drexel, 2/3/19

##### ASSISTS

Season	6 (4x) last time at Drexel, 3/1/19
Career	6 (4x) last time at Drexel, 3/1/19

##### STEALS

Season	4	at Fairfield, 12/2/18
Career	4	at Fairfield, 12/2/18

##### BLOCKS

Season	3	vs. Drexel, 2/3/19
Career	3	vs. Drexel, 2/3/19

##### MISCELLANEOUS

Career in Double Figures	16
2018-19 in Double Figures	16

#### > 2018-19 GAME-BY-GAME

Opp	Date	GS	Min	FG-A	3FG-A	FT-A	Reb.	A	TO	BLK	STL	PTS
VCU	11/6	*	28	4-8	0-2	0-0	0	3	2	0	2	8
HOW	11/12	*	35	2-6	1-3	1-2	5	4	4	0	2	6
at Loy	11/17	*	30	2-7	0-1	1-1	2	5	2	1	1	5
at DC	11/24	*	30	0-4	0-1	0-0	3	2	4	0	0	0
ECU	11/27	*	26	4-4	2-2	3-4	1	0	2	1	0	13
at Hart	11/30	*	34	4-12	1-5	5-7	2	2	4	0	3	14
at Fair	12/2	*	32	0-4	0-2	3-4	5	4	4	0	4	3
UOFR	12/5	*	32	5-11	1-4	4-4	4	6	3	1	2	15
at ODU	12/8	*	22	2-5	0-2	0-2	1	3	1	0	0	4
at NSU	12/21	*	14	2-3	1-1	0-0	1	2	2	0	0	5
GW	12/28	*	32	4-7	2-3	1-1	4	6	2	1	0	11
at Hof	1/4	*	39	6-14	1-3	5-6	1	2	3	1	2	18
at NU	1/6	*	34	4-4	3-3	5-6	4	2	2	0	2	16
UNCW	1/11	*	27	2-6	2-5	0-0	0	1	2	1	2	6
COFC	1/13	*	17	1-4	0-1	0-0	1	1	5	1	0	2
ELON	1/20	*	37	2-7	0-2	0-0	4	6	2	0	2	4
at JMU	1/25	*	27	2-6	1-4	8-8	4	1	4	0	1	13
at Tow	1/27	*	39	4-10	0-1	5-6	6	5	1	1	0	13
DEL	2/1	*	38	3-7	1-1	4-4	1	4	1	0	2	11
DREXEL	2/3	*	40	2-5	0-1	8-8	6	4	2	3	3	12
at CofC	2/8	*	46	5-9	2-2	1-2	2	2	2	0	3	13
at UNCW	2/10*	*	38	7-15	1-5	2-2	5	2	6	0	0	24
at Elon	2/17	*	37	5-9	2-6	2-2	3	1	3	0	2	14
TOW	2/22	*	36	2-7	2-6	0-0	5	3	3	0	1	6
JMU	2/24	*	37	0-5	0-3	0-0	2	5	0	0	3	0
at DU	3/1	*	50	6-9	1-3	3-4	4	6	4	0	1	16
at Del	3/3	*	37	6-10	5-7	0-0	4	2	3	1	2	17
NU	3/7	*	38	3-7	2-5	0-0	3	4	1	0	2	8
HOF	3/9	*	33	4-6	3-5	6-6	1	1	1	2	1	17

#### >> HODGSON'S CAREER STATISTICS

Season	GP	GS	Min/Avg	FG-FGA	Pct	3pt-Att	Pct	FT-FTA	Pct	Off	Def	Reb	Avg	PF	FO	A	TO	Blk	S	TP	Avg
2018-19	30	30	963/33.2	95-211	.450	37-90	.411	67-80	.838	29	54	83	2.9	75	2	89	74	14	42	294	10.1
CAREER	30	30	963/33.2	95-211	.450	37-90	.411	67-80	.838	29	54	83	2.9	75	2	89	74	14	42	294	10.1



# #11 NYLA POLLARD

## SOPHOMORE - GUARD

### VIRGINIA BEACH, VA. - PRINCESS ANNE

#### >> POLLARD'S CAREER HIGHS

##### MINUTES

Season	38	at Hofstra, 1/4/19
Career	38	at Hofstra, 1/4/19

##### POINTS

Season	10	vs. East Carolina, 11/27/18
Career	14	vs. USC Upstate, 12/5/17

##### REBOUNDS

Season	12	vs. East Carolina, 11/27/18
Career	12	vs. East Carolina, 11/27/18

##### FIELD GOALS

Season	4	(2x) last time vs. CofC, 1/19/13
Career	6	vs. USC Upstate, 12/5/17

##### 3-POINT FIELD GOALS

Season	3	vs. James Madison, 2/24/19
Career	3	vs. James Madison, 2/24/19

##### FREE THROWS

Season	6	vs. East Carolina, 11/27/18
Career	6	vs. East Carolina, 11/27/18

##### ASSISTS

Season	6	vs. UNCW, 1/11/19
Career	6	vs. UNCW, 1/11/19

##### STEALS

Season	3	(2x) last time vs. CofC, 2/8/19
Career	4	vs. Davidson, 11/27/17

##### BLOCKS

Season	1 (3x) last time vs. Elon, 1/20/19
Career	1 (7x) last time vs. Elon, 1/20/19

##### MISCELLANEOUS

Career in Double Figures	4
2018-19 in Double Figures	1

#### >> 2018-19 GAME-BY-GAME

Opp	Date	GS	Min	FG-A	3FG-A	FT-A	Reb.	A	TO	BLK	STL	PTS
VCU	11/6		19	2-4	1-1	0-1	1	0	0	0	1	5
HOW	11/12		34	3-7	2-3	0-0	3	2	2	0	2	8
at Loy	11/17		23	4-6	1-2	0-0	2	4	1	0	1	9
at DC	11/24		25	1-4	0-2	0-1	1	1	2	0	0	2
ECU	11/27	*	35	2-9	0-3	6-8	12	2	4	1	0	10
at Hart	11/30	*	25	0-6	0-3	0-0	3	2	2	0	0	0
at Fair	12/2	*	27	0-3	0-0	2-4	3	3	3	0	2	2
UOFR	12/5	*	35	2-5	1-4	0-0	2	2	3	0	3	5
at ODU	12/8	*	20	0-2	0-1	2-2	0	4	2	0	2	2
at NSU	12/21	*	37	2-6	0-2	2-2	2	4	0	0	1	6
GW	12/28	*	33	1-7	0-2	0-0	1	3	2	0	1	2
at Hof	1/4	*	38	1-4	1-1	1-2	7	3	1	0	2	4
at NU	1/6	*	13	0-2	0-1	0-0	0	0	0	0	0	0
UNCW	1/11	*	36	2-4	2-3	3-4	7	6	3	0	0	9
COFC	1/13	*	37	4-9	0-3	1-2	2	4	0	1	1	9
ELON	1/20	*	33	1-6	0-3	0-0	1	2	3	1	0	2
at JMU	1/25	*	25	0-3	0-1	2-2	1	1	2	0	0	2
at Tow	1/27	*	34	2-3	1-1	3-4	2	4	2	0	1	8
DEL	2/1	*	22	1-6	1-2	0-0	1	4	1	0	2	3
DREXEL	2/3	*	21	2-6	0-2	1-2	4	1	2	0	0	5
at CofC	2/8	*	31	0-3	0-3	0-0	4	3	4	0	3	0
at UNCW	2/10*	*	16	0-3	0-1	0-0	2	2	1	0	0	0
at Elon	2/17	*	28	1-6	1-4	1-2	3	1	2	0	1	4
TOW	2/22	*	28	2-2	0-0	2-2	4	4	0	0	2	6
JMU	2/24	*	24	3-4	3-4	0-0	2	1	4	0	1	9
at DU	3/1	*	25	1-3	1-2	1-6	4	0	0	0	0	4
at Del	3/3	*	27	0-3	0-1	0-0	2	2	3	0	0	0
NU	3/7	*	30	2-3	2-3	0-0	1	1	1	0	1	6
HOF	3/9	*	324	1-3	0-1	2-2	4	4	4	0	0	4

#### >> POLLARD'S CAREER STATISTICS

Season	GP	GS	Min/Avg	FG-FGA	Pct	3pt-Att	Pct	FT-FTA	Pct	Off	Def	Reb	Avg	PF	FO	A	TO	Blk	S	TP	Avg
2017-18	30	27	658/21.9	44-121	.364	14-48	.292	20-27	.741	22	31	53	1.8	71	3	46	40	4	15	122	4.1
2018-19	29	25	804/27.7	40-132	.303	17-58	.277	29-46	.630	27	54	81	2.7	66	4	71	54	3	27	126	4.3
CAREER	59	52	1462/24.8	84-253	.332	31-107	.290	49-73	.671	49	85	133	2.3	137	7	117	94	7	42	248	4.2



# #12 HARPER BIRDSONG

## SOPHOMORE - GUARD

### SUFFOLK, VA. - NANSEMOND SUFFOLK (George Washington)

#### >> BIRDSONG'S CAREER HIGHS

MINUTES			FREE THROWS		
Season	30	at Old Dominion, 12/8/18	Season	4	(2x) last vs. UNCW, 1/11/19
Career	30	at Old Dominion, 12/8/18	Career	4	(2x) last vs. UNCW, 1/11/19
POINTS			ASSISTS		
Season	18	at Old Dominion, 12/8/18	Season	4 (2x) last time at UNCW, 2/10/19	
Career	18	at Old Dominion, 12/8/18	Career	4 (2x) last time at UNCW, 2/10/19	
REBOUNDS			STEALS		
Season	5	(3x) last time vs. CofC, 1/13/19	Season	3	vs. GW, 12/28/18
Career	5	(3x) last time vs. CofC, 1/13/19	Career	3	vs. GW, 12/28/18
FIELD GOALS			BLOCKS		
Season	6	(3x) last time at NU, 1/6/19	Season	2	vs. UNCW, 1/11/19
Career	6	(3x) last time at NU, 1/6/19	Career	2	vs. UNCW, 1/11/19
3-POINT FIELD GOALS			MISCELLANEOUS		
Season	4	vs. GW, 12/28/18	Career in Double Figures		15
Career	4	vs. GW, 12/28/18	2018-19 in Double Figures		15

#### >> BIRDSONG'S CAREER STATISTICS

Season	GP	GS	Min/Avg	FG-FGA	Pct	3pt-Att	Pct	FT-FTA	Pct	Off	Def	Reb	Avg	PF	FO	A	TO	Blk	S	TP	Avg
2016-17	8	0	39/4.9	4-13	.308	2-8	.250	1-1	1.000	0	2	2	0.3	2	0	2	1	0	1	11	1.4
2017-18																					
2018-19	29	4	571/19.7	92-238	.387	51-130	.392	33-46	.717	15	37	52	1.8	52	1	29	52	6	18	267	9.2
<b>CAREER</b>	<b>37</b>	<b>4</b>	<b>610/16.5</b>	<b>96-251</b>	<b>.382</b>	<b>53-138</b>	<b>.384</b>	<b>34-47</b>	<b>.723</b>	<b>15</b>	<b>39</b>	<b>54</b>	<b>1.5</b>	<b>54</b>	<b>1</b>	<b>31</b>	<b>53</b>	<b>6</b>	<b>20</b>	<b>279</b>	<b>7.5</b>

#### >> 2018-19 GAME-BY-GAME

Opp	Date	GS	Min	FG-A	3FG-A	FT-A	Reb.	A	TO	BLK	STLPTS
VCU	11/6	*	12	0-4	0-2	0-0	0	0	4	0	0
HOW	11/12	*	16	5-10	1-4	1-2	2	1	1	1	12
at Loy	11/17	*	14	3-3	3-3	0-2	0	0	2	0	9
at DC	11/24	*	20	4-10	2-6	0-0	0	2	1	0	10
ECU	11/27		19	3-9	1-3	3-3	1	1	3	1	10
at Hart	11/30		19	2-5	2-5	2-5	1	1	2	0	8
at Fair	12/2		25	3-8	3-5	2-2	0	0	1	0	11
UOFR	12/5		18	5-7	3-5	0-0	2	2	1	0	13
at ODU	12/8		30	6-18	2-8	4-4	2	4	3	0	18
at NSU	12/21		28	5-11	3-7	1-1	5	1	4	0	14
GW	12/28		23	6-10	4-6	0-0	2	2	1	0	3
at Hof	1/4		23	2-7	2-5	3-4	1	0	22	0	9
at NU	1/6		29	6-15	2-7	2-4	5	2	1	0	16
UNCW	1/11		21	0-10	0-5	4-4	2	1	0	2	4
COFC	1/13		23	3-11	2-5	0-0	4	0	2	0	8
ELON	1/20		17	5-11	3-6	0-0	3	2	3	1	0
at JMU	1/25		14	5-9	2-5	0-0	0	0	1	0	12
at Tow	1/27		3	0-1	0-1	0-0	0	0	1	0	0
DEL	2/1		23	5-11	0-4	2-2	1	1	1	0	12
DREXEL	2/3		27	5-8	3-6	2-2	3	0	1	1	15
at CofC	2/8		24	3-9	2-4	0-0	3	0	1	0	8
at UNCW	2/10		29	0-10	0-4	0-0	4	4	2	0	0
at Elon	2/17		17	4-7	3-4	2-2	1	2	0	0	13
TOW	2/22		14	2-7	1-5	2-3	1	0	1	0	7
JMU	2/24		17	3-8	3-5	2-4	2	1	2	0	11
at DU	3/1		23	1-4	0-1	0-0	2	1	0	0	2
at Del	3/3		10	0-2	0-2	0-0	1	0	3	0	0
NU	3/7		14	4-7	3-5	0-0	2	0	5	0	11
HOF	3/9		14	2-5	1-2	1-2	1	1	2	0	6

#### >> 2018-19 GAME-BY-GAME

Opp	Date	GS	Min	FG-A	3FG-A	FT-A	Reb.	A	TO	BLK	STLPTS
VCU	11/6		16	1-5	1-4	1-2	4	1	0	1	0
HOW	11/12		13	5-9	4-7	0-2	2	0	0	2	0
at Loy	11/17		18	2-2	1-1	0-0	5	3	1	0	2
at DC	11/24		16	3-5	3-4	0-0	3	0	0	0	9
ECU	11/27		15	2-6	2-4	0-0	4	2	0	0	6
at Hart	11/30		22	0-6	0-4	2-2	1	0	1	1	2
at Fair	12/2		11	0-3	0-2	2-2	4	0	1	0	2
UOFR	12/5		8	1-2	1-2	0-0	1	0	1	0	3
at ODU	12/8		21	1-5	0-3	0-0	5	1	0	1	2
at NSU	12/21		21	3-7	1-5	0-2	1	2	0	0	7
GW	12/28		14	1-5	1-4	0-0	2	0	0	2	0
at Hof	1/4		13	0-0	0-0	0-0	1	1	0	0	0
at NU	1/6		18	1-5	0-4	1-1	1	1	2	0	3
UNCW	1/11	*	12	0-4	0-4	0-0	0	0	0	0	0
COFC	1/13	*	7	0-1	0-0	0-0	0	0	0	1	0
ELON	1/20		10	3-6	3-5	0-0	0	0	0	1	0
at JMU	1/25		13	0-2	0-2	0-0	3	0	0	0	1
at Tow	1/27		22	5-8	3-5	0-0	4	0	1	0	13
DEL	2/1		9	1-2	1-2	0-0	2	0	1	1	0
DREXEL	2/3		15	1-6	1-6	0-0	3	0	1	2	0
at CofC	2/8	*	6	0-0	0-0	0-0	0	0	2	0	0
at UNCW	2/10		14	2-5	2-5	0-0	3	0	0	0	6
at Elon	2/17		19	2-4	2-4	0-0	1	1	1	0	6
TOW	2/22		11	2-5	1-3	1-1	1	0	0	0	6
JMU	2/24		9	1-1	0-0	0-0	2	1	4	0	1
at DU	3/1		15	1-2	0-1	0-0	2	0	0	0	3
at Del	3/3		13	1-2	1-2	0-0	2	0	1	0	3
NU	3/7		9	0-1	0-0	0-0	1	2	2	0	0
HOF	3/9		4	0-0	0-0	0-0	1	0	0	1	0



# #15 EMMA KRAUSE

## FRESHMAN - FORWARD

### PLANTATION, FLA. - CARDINAL GIBBONS

#### >> KRAUSE'S CAREER HIGHS

MINUTES			FREE THROWS		
Season	22	(2x) last time at TU, 1/27/19	Season	2	at Fairfield, 12/2/18
Career	22	(2x) last time at TU, 1/27/19	Career	2	at Fairfield, 12/2/18
POINTS			ASSISTS		
Season	14	vs. Howard, 11/12/18	Season	3	at Loyola, 11/14/18
Career	14	vs. Howard, 11/12/18	Career	3	at Loyola, 11/14/18
REBOUNDS			STEALS		
Season	5	(2x) last time at ODU, 12/8/18	Season	2	at Loyola, 11/14/18
Career	5	(2x) last time at ODU, 12/8/18	Career	2	at Loyola, 11/14/18
FIELD GOALS			BLOCKS		
Season	5	(2x) last time at TU, 1/27/19	Season	2 (3x) last time vs. Drexel, 2/3/19	
Career	5	(2x) last time at TU, 1/27/19	Career	2 (3x) last time vs. Drexel, 2/3/19	
3-POINT FIELD GOALS			MISCELLANEOUS		
Season	4	vs. Howard, 11/12/18	Career in Double Figures		2
Career	4	vs. Howard, 11/12/18	2018-19 in Double Figures		2

#### >> KRAUSE'S CAREER STATISTICS

Season	GP	GS	Min/Avg	FG-FGA	Pct	3pt-Att	Pct	FT-FTA	Pct	Off	Def	Reb	Avg	PF	FO	A	TO	Blk	S	TP	Avg
2018-19	29	3	395/13.6	39-109	.358	28-83	.337	8-14	.571	13	42	56	1.9	46	1	16	15	13	6	114	3.9
<b>CAREER</b>	<b>29</b>	<b>3</b>	<b>395/13.6</b>	<b>39-109</b>	<b>.358</b>	<b>28-83</b>	<b>.337</b>	<b>8-14</b>	<b>.571</b>	<b>13</b>	<b>42</b>	<b>56</b>	<b>1.9</b>	<b>46</b>	<b>1</b>	<b>16</b>	<b>15</b>	<b>13</b>	<b>6</b>	<b>114</b>	<b>3.9</b>



# #20 CHANDLER SMITH

## SENIOR - CENTER

### PORT TOBACCO, MD. - ST. MARY'S RYKEN

#### >> SMITH'S CAREER HIGHS

##### MINUTES

Season	20	at UNCW, 2/10/19
Career	20	at UNCW, 2/10/19

##### POINTS

Season	2	at UNCW, 2/10/19
Career	4	(4x) last time at SFU 12/2/17

##### REBOUNDS

Season	6	at UNCW, 2/10/19
Career	6	at UNCW, 2/10/19

##### FIELD GOALS

Season	1	at UNCW, 2/10/19
Career	2	(3x) last time at SFU, 12/2/17

##### 3-POINT FIELD GOALS

Season	-	
Career	-	

##### FREE THROWS

Season	1	vs. Howard, 11/12/18
Career	4	vs. Hofstra, 2/7/17

##### ASSISTS

Season	1	vs. Richmond, 12/5/18
Career	1	(3x) last time vs. UofR, 12/5/18

##### STEALS

Season	1	at Elon, 2/19/19
Career	2	(2x) last time vs. Mount St. Mary's, 12/18/16

##### BLOCKS

Season	1 (4x) last time vs. Hofstra, 3/9/19
Career	3 vs. Mount St. Mary's, 12/18/16

##### MISCELLANEOUS

Career in Double Figures	0
2017-18 in Double Figures	0

#### >> SMITH'S CAREER STATISTICS

Season	GP	GS	Min/Avg	FG-FGA	Pct	3pt-Att	Pct	FT-FTA	Pct	Off	Def	Reb	Avg	PF	FO	A	TO	Blk	S	TP	Avg
2015-16	19	0	97/5.1	3-12	.250	0-0	.000	0-6	.000	2	10	12	0.6	13	0	0	5	4	3	6	0.3
2016-17	13	0	77/5.9	6-21	.286	0-0	.000	7-8	.875	2	22	24	1.8	16	1	1	7	11	3	19	1.5
2017-18	21	0	86/4.1	5-17	.294	0-0	.000	0-0	.000	4	8	12	0.6	15	0	3	8	9	1	10	0.5
2018-19	13	2	65/5.0	1-4	.250	0-0	.000	1-4	.250	4	12	16	1.4	8	0	1	7	5	1	3	0.2
<b>CAREER</b>	<b>66</b>	<b>2</b>	<b>325/4.9</b>	<b>15-54</b>	<b>.278</b>	<b>0-0</b>	<b>.000</b>	<b>8-18</b>	<b>.444</b>	<b>12</b>	<b>52</b>	<b>64</b>	<b>1.0</b>	<b>52</b>	<b>1</b>	<b>5</b>	<b>27</b>	<b>29</b>	<b>8</b>	<b>38</b>	<b>0.6</b>

#### >> 2018-19 GAME-BY-GAME

Opp	Date	GS	Min	FG-A	3FG-A	FT-A	Reb.	A	TO	BLK	STLPTS	
VCU	11/6	8	0-0	0-0	0-0	2	0	0	0	0	0	
HOW	11/12	4	0-0	0-0	1-2	2	0	1	1	0	1	
at Loy.	11/17	4	0-1	0-0	0-0	0	0	0	1	0	0	
at DC	11/24		DNP - COACH'S DECISION									
ECU	11/27	8	0-0	0-0	0-0	3	0	2	0	0	0	
at Hart.	11/30		DNP - COACH'S DECISION									
at Fair.	12/2		DNP - COACH'S DECISION									
UOFR	12/5	5	0-0	0-0	0-0	1	1	0	0	0	0	
at ODU	12/8		DNP - COACH'S DECISION									
at NSU	12/21	2	0-0	0-0	0-0	0	0	0	0	0	0	
GW	12/28	1	0-0	0-0	0-0	0	0	1	0	0	0	
at Hof	1/4		DNP - COACH'S DECISION									
at NU	1/6		DNP - COACH'S DECISION									
UNCW	1/11		DNP - COACH'S DECISION									
COFC	1/13		DNP - COACH'S DECISION									
ELON	1/20		DNP - COACH'S DECISION									
at JMU	1/25	2	0-0	0-0	0-0	0	0	0	1	0	0	
at Tow	1/27	1	0-0	0-0	0-0	0	0	1	0	0	0	
DEL	2/1		DNP - COACH'S DECISION									
DREXEL	2/3		DNP - COACH'S DECISION									
at CofC	2/8	1	0-0	0-0	0-0	1	0	1	0	0	0	
at UNCW	2/10*	20	1-2	0-0	0-2	6	0	0	0	0	2	
at Elon	2/17	6	0-0	0-0	0-0	0	0	1	0	1	0	
TOW	2/22		DNP - COACH'S DECISION									
JMU	2/24		DNP - COACH'S DECISION									
at DU	3/1		DNP - COACH'S DECISION									
at Del	3/3		DNP - COACH'S DECISION									
NU	3/7		DNP - COACH'S DECISION									
HOF	3/9	*	4	0-1	0-0	0-0	3	0	0	1	0	0



# #21 BAILEY EICHNER

## SOPHOMORE - GUARD/FORWARD

### CUDAHY, WISC. - CUDAHY

#### >> EICHNER'S CAREER HIGHS

##### MINUTES

Season	16	at Delaware, 3/3/19
Career	16	at Delaware, 3/3/19

##### POINTS

Season	5	vs. James Madison, 2/24/19
Career	5	vs. James Madison, 2/24/19

##### REBOUNDS

Season	6	at Old Dominion, 12/8/18
Career	6	at Old Dominion, 12/8/18

##### FIELD GOALS

Season	2	vs. James Madison, 2/24/19
Career	2	vs. James Madison, 2/24/19

##### 3-POINT FIELD GOALS

Season	1	vs. James Madison, 2/24/19
Career	1	vs. James Madison, 2/24/19

##### FREE THROWS

Season	1	vs. VCU, 11/6/18
Career	2	vs. James Madison, 2/2/18

##### ASSISTS

Season	2	vs. James Madison, 2/24/19
Career	2	(2x) last time vs. JMU, 2/24/19

##### STEALS

Season	2	at Old Dominion, 12/8/18
Career	2	at Old Dominion, 12/8/18

##### BLOCKS

Season	1	vs. NU, 3/7/19
Career	1	(3x) last time vs. NU, 3/7/19

##### MISCELLANEOUS

Career in Double Figures	0
2017-18 in Double Figures	0

#### >> 2018-19 GAME-BY-GAME

Opp	Date	GS	Min	FG-A	3FG-A	FT-A	Reb.	A	TO	BLK	STLPTS
VCU	11/6	11	0-2	0-1	1-2	1	0	1	0	0	1
HOW	11/12	1	0-0	0-0	0-0	0	0	1	0	0	0
at Loy	11/17	1	0-0	0-0	0-0	0	0	0	0	0	0
at DC	11/24		DNP	-	COACH'S DECISION						
ECU	11/26		DNP	-	COACH'S DECISION						
at Hart	11/30		DNP	-	COACH'S DECISION						
at Fair	12/2		DNP	-	COACH'S DECISION						
UOFR	12/5		DNP	-	COACH'S DECISION						
at ODU	12/8	11	1-2	0-0	0-0	6	0	0	0	0	2
at NSU	12/21	7	0-2	0-1	0-0	2	0	0	0	1	0
GW	12/28	13	0-1	0-1	0-0	2	1	0	1	0	0
at Hof	1/4	8	0-0	0-0	0-0	1	1	0	0	0	0
at NU	1/6	6	0-1	0-0	0-0	1	0	0	0	0	0
UNCW	1/11	3	0-0	0-0	0-0	0	0	0	0	0	0
COFC	1/13		DNP	-	COACH'S DECISION						
ELON	1/20	1	0-0	0-0	0-0	0	0	1	0	0	0
at JMU	1/25	9	0-1	0-0	0-0	2	0	0	0	0	0
at Tow	1/27	2	0-0	0-0	0-0	0	0	0	1	0	0
DEL	2/1		DNP	-	COACH'S DECISION						
DREXEL	2/3		DNP	-	COACH'S DECISION						
at CofC	2/8		DNP	-	INJURY						
at UNCW	2/10		DNP	-	INJURY						
at Elon	2/17	3	0-0	0-0	0-0	0	0	1	0	0	0
TOW	2/22	3	0-0	0-0	0-0	0	1	0	0	0	0
JMU	2/24	15	2-3	1-1	0-0	2	2	0	0	0	5
at DU	3/1	10	0-2	0-1	0-0	2	1	0	0	0	0
at Del	3/3	16	1-1	0-0	0-2	4	1	0	0	0	2
NU	3/7	7	1-1	0-0	0-0	2	1	0	1	0	2
HOF	3/9	2	0-0	0-0	0-0	1	0	1	0	0	0

#### >> EICHNER'S CAREER STATISTICS

Season	GP	GS	Min/Avg	FG-FGA	Pct	3pt-Att	Pct	FT-FTA	Pct	Off	Def	Reb	Avg	PF	FO	A	TO	Blk	S	TP	Avg
2017-18	16	0	46/2.9	2-6	.333	0-2	.000	4-8	.500	6	9	15	0.9	14	0	2	7	2	1	8	0.5
2018-19	19	0	128/6.7	5-16	.313	1-5	.200	1-4	.250	8	18	26	1.4	16	0	8	6	2	3	12	0.6
<b>CAREER</b>	<b>35</b>	<b>0</b>	<b>174/5.0</b>	<b>7-22</b>	<b>.318</b>	<b>1-7</b>	<b>.143</b>	<b>5-12</b>	<b>.417</b>	<b>14</b>	<b>27</b>	<b>41</b>	<b>1.2</b>	<b>30</b>	<b>0</b>	<b>10</b>	<b>13</b>	<b>4</b>	<b>4</b>	<b>20</b>	<b>0.6</b>



# #25 GABBY ROGERS

## SOPHOMORE - CENTER

### DALLAS, TEXAS - BISHOP LYNCH

#### >> ROGERS' CAREER HIGHS

##### MINUTES

Season	33	at Drexel, 3/1/19
Career	33	at Drexel, 3/1/19

##### POINTS

Season	17	vs. Towson, 2/22/19
Career	17	vs. Towson, 2/22/19

##### REBOUNDS

Season	12	at Charleston, 2/8/19
Career	12	at Charleston, 2/8/19

##### FIELD GOALS

Season	8	vs. Towson, 2/22/19
Career	8	vs. Towson, 2/22/19

##### 3-POINT FIELD GOALS

Season	-	
Career	-	

##### FREE THROWS

Season	6	at Charleston, 2/8/19
Career	6	at Charleston, 2/8/19

##### ASSISTS

Season	2	vs. Northeastern, 3/7/19
Career	2	vs. Northeastern, 3/7/19

##### STEALS

Season	3	(2x) last time at Hofstra, 1/4/19
Career	3	(3x) last time at Hofstra, 1/4/19

##### BLOCKS

Season	2	vs. Elon, 1/20/19
Career	2	(3x) last time vs. Elon, 1/20/19

##### MISCELLANEOUS

Career in Double Figures	5
2018-19 in Double Figures	5

#### >> 2018-19 GAME-BY-GAME

Opp	Date	GS	Min	FG-A	3FG-A	FT-A	Reb.	A	TO	BLK	STL	Pts
VCU	11/6	*	18	1-2	0-0	2-2	1	0	2	0	0	4
HOW	11/12	*	19	1-2	0-0	0-0	3	0	2	1	0	2
at Loy	11/17	*	16	4-6	0-0	0-0	2	1	0	0	0	8
at DC	11/24	*	27	4-8	0-1	2-2	2	0	1	0	1	10
ECU	11/27	*	15	0-1	0-0	0-0	2	0	3	0	1	0
at Hart	11/30	*	18	1-2	0-0	0-0	1	0	0	1	3	2
at Fair	12/2	*	30	4-7	0-0	0-0	5	1	0	0	1	8
UOFR	12/5	*	29	2-7	0-0	1-2	5	0	1	0	0	5
at ODU	12/8	*	11	3-5	0-0	0-0	2	0	0	0	0	6
at NSU	12/21	*	10	1-3	0-0	0-0	3	0	0	0	0	2
GW	12/28	*	12	1-2	0-0	0-0	3	0	0	0	1	2
at Hof	1/4	*	21	2-3	0-0	0-0	2	1	0	0	3	4
at NU	1/6	*	17	0-2	0-0	2-2	1	1	1	0	0	2
UNCW	1/11		11	0-1	0-0	0-0	3	0	2	1	1	0
COFC	1/13		21	1-5	0-0	1-2	5	1	1	1	2	3
ELON	1/20	*	23	2-3	0-0	1-1	4	0	1	0	2	5
at JMU	1/25	*	15	1-1	0-0	0-0	1	0	1	0	0	2
at Tow	1/27	*	15	2-5	0-0	0-0	2	0	2	0	0	4
DEL	2/1	*	12	1-5	0-0	0-0	2	0	0	0	1	2
DREXEL	2/3	*	6	0-1	0-0	0-0	0	0	1	0	0	0
at CofC	2/8		31	4-9	0-0	6-6	12	0	0	1	0	14
at UNCW	2/10											
at Elon	2/17	*	11	1-1	0-0	0-0	1	0	2	1	1	2
TOW	2/22	*	31	8-9	0-0	1-1	5	1	2	0	0	17
JMU	2/24	*	16	1-7	0-0	0-0	1	0	1	0	0	2
at DU	3/1	*	33	2-5	0-0	0-0	6	0	1	0	0	4
at Del	3/3	*	17	4-11	0-0	0-2	3	1	4	1	1	8
NU	3/7	*	24	5-5	0-0	0-0	2	2	2	0	0	10
HOF	3/9	*	31	5-5	0-0	0-0	7	0	2	1	0	10

#### >> ROGERS' CAREER STATISTICS

Season	GP	GS	Min/Avg	FG-FGA	Pct	3pt-Att	Pct	FT-FTA	Pct	Off	Def	Reb	Avg	PF	FO	A	TO	Blk	S	TP	Avg
2017-18	29	0	263/9.1	24-47	.511	0-0	.000	9-13	.692	12	40	52	1.8	55	1	7	15	6	10	57	2.0
2018-19	28	24	547/19.5	61-123	.496	0-0	.000	16-20	.800	27	57	84	3.0	92	1	9	32	10	16	138	4.9
CAREER	57	24	810/14.2	85-170	.500	0-1	.000	25-33	.758	39	97	136	2.4	147	2	16	47	16	26	195	3.4



# #30 VICTORIA REYNOLDS

## JUNIOR - FORWARD

### FAIRFAX, VA./ARCHBISHOP SPALDING

#### >> REYNOLDS' CAREER HIGHS

##### MINUTES

Season	48	at Charleston, 2/8/19
Career	48	at Charleston, 2/8/19

##### POINTS

Season	17	(2x) last time at CofC, 2/8/19
Career	22	at St. Francis (Pa.), 12/2/17

##### REBOUNDS

Season	15	vs. East Carolina, 11/27/18
Career	18	vs. Charleston, 1/26/18

##### FIELD GOALS

Season	7	vs. James Madison, 2/24/19
Career	9	vs. Northeastern, 2/11/18

##### 3-POINT FIELD GOALS

Season	4	vs. Towson, 2/22/19
Career	4	vs. Towson, 2/22/19

##### FREE THROWS

Season	7	at Charleston, 2/8/19
Career	9	vs. Old Dominion, 12/17/17

##### ASSISTS

Season	7	vs. Charleston, 1/13/19
Career	8	at East Carolina, 11/21/17

##### STEALS

Season	4	(2x) last time vs. NU, 3/7/19
Career	7	vs. Hofstra, 1/28/18

##### BLOCKS

Season	3	(2x) last time vs. NU, 3/7/19
Career	3	(3x) last time vs. NU, 3/7/19

##### MISCELLANEOUS

Career in Double Figures	38
2018-19 in Double Figures	19

#### >> 2018-19 GAME-BY-GAME

Opp	Date	GS	Min	FG-A	3FG-A	FT-A	Reb.	A	TO	BLK	STL	Pts
VCU	11/6	*	37	4-7	0-0	0-0	4	5	2	0	0	8
HOW	11/12	*	26	3-10	0-2	4-6	5	3	1	0	2	10
at Loy	11/17	*	33	4-10	0-0	2-2	5	2	7	0	0	10
at DC	11/24	*	29	6-8	0-0	1-1	3	2	2	0	1	13
ECU	11/27	*	35	4-6	1-1	6-6	15	4	6	2	1	15
at Hart	11/30	*	29	1-6	0-0	2-2	7	1	5	0	3	4
at Fair	12/2	*	30	4-8	0-0	4-6	4	1	3	0	3	12
UOFR	12/5	*	35	5-8	2-2	2-2	6	0	5	0	1	14
at ODU	12/8	*	37	4-10	1-4	4-4	6	2	5	2	1	13
at NSU	12/21	*	35	2-5	1-2	6-8	9	2	2	3	1	11
GW	12/28		15	3-7	2-2	0-0	5	2	0	0	0	8
at Hof	1/4		13	0-1	0-0	0-0	1	0	4	0	0	0
at NU	1/6		30	4-10	1-3	0-0	3	2	5	0	2	9
UNCW	1/11	*	31	6-9	1-2	4-5	7	0	4	2	1	17
COFC	1/13	*	36	3-8	2-2	0-0	10	7	4	1	4	8
ELON	1/20	*	37	3-6	0-1	5-8	6	3	0	2	1	11
at JMU	1/25	*	34	1-4	1-2	2-2	0	0	2	0	1	5
at Tow	1/27	*	26	6-11	0-1	0-0	3	0	2	0	1	12
DEL	2/1	*	39	6-11	0-2	1-2	6	3	2	2	3	14
DREXEL	2/3	*	39	3-13	0-4	0-0	9	2	4	1	1	6
at CofC	2/8	*	48	5-15	0-2	7-8	5	3	1	1	0	17
at UNCW	2/10	*	40	4-11	0-2	2-2	4	3	6	0	1	10
at Elon	2/17	*	36	3-7	1-1	1-2	5	1	3	1	2	12
TOW	2/22	*	39	5-10	4-6	1-7	0	3	5	0	1	15
JMU	2/24	*	32	7-12	0-3	2-2	3	1	1	0	1	16
at DU	3/1	*	24	2-7	0-2	0-0	8	2	7	0	1	4
at Del	3/3	*	24	3-8	0-2	0-0	4	2	4	0	1	6
NU	3/7	*	34	6-10	1-3	2-2	4	5	5	3	4	15
HOF	3/9	*	25	5-6	1-1	4-4	5	5	2	2	0	15

#### >> REYNOLDS' CAREER STATISTICS

Season	GP	GS	Min/Avg	FG-FGA	Pct	3pt-Att	Pct	FT-FTA	Pct	Off	Def	Reb	Avg	PF	FO	A	TO	Blk	S	TP	Avg
2016-17	28	0	466/16.6	51-104	.490	5-12	.417	36-46	.783	44	45	89	3.2	42	0	21	30	5	33	143	5.1
2017-18	30	30	977/32.6	125-270	.463	8-34	.235	50-68	.735	65	147	212	7.1	77	1	60	69	22	71	308	10.3
2018-19	29	25	937/32.0	112-234	.459	20-53	.377	66-81	.815	24	131	155	5.3	75	5	66	99	21	39	310	10.7
CAREER	87	55	2370/27.2	288-618	.466	33-99	.333	152-185	.779	133	323	456	5.2	194	6	147	198	48	143	761	8.7



# #32 CAROLINE STOVER

## FRESHMAN - CENTER

PLYMPTON, MASS. - CARDINAL SPELLMAN

### >> STOVER'S CAREER STATISTICS

#### MINUTES

Season	1	at Loyola, 11/14/18
Career	1	at Loyola, 11/14/18

#### POINTS

Season	-
Career	-

#### REBOUNDS

Season	-
Career	-

#### FIELD GOALS

Season	-
Career	-

#### 3-POINT FIELD GOALS

Season	-
Career	-

#### FREE THROWS

Season	-
Career	-

#### ASSISTS

Season	-
Career	-

#### STEALS

Season	-
Career	-

#### BLOCKS

Season	-
Career	-

#### MISCELLANEOUS

Career in Double Figures	0
2018-19 in Double Figures	0

### >> 2018-19 GAME-BY-GAME

Opp	Date	GS	Min	FG-A	3FG-A	FT-A	Reb.	A	TO	BLK	STL	Pts
VCU	11/6			DNP	-	COACH'S DECISION						
HOW	11/12			DNP	-	COACH'S DECISION						
at Loy	11/17	1	0-2	0-0	0-0	0	0	0	0	0	0	0
at DC	11/24			DNP	-	COACH'S DECISION						
ECU	11/27			DNP	-	COACH'S DECISION						
at Hart	11/30			DNP	-	COACH'S DECISION						
at Fair	12/2			DNP	-	COACH'S DECISION						
UOFR	12/5			DNP	-	COACH'S DECISION						
at ODU	12/8			DNP	-	COACH'S DECISION						
at NSU	12/21			DNP	-	COACH'S DECISION						
GW	12/28	1	0-0	0-0	0-0	0	0	0	0	0	0	0
at Hof	1/4			DNP	-	COACH'S DECISION						
at NU	1/6			DNP	-	COACH'S DECISION						
UNCW1	1/11			DNP	-	COACH'S DECISION						
COFC	1/13			DNP	-	COACH'S DECISION						
ELON	1/20			DNP	-	COACH'S DECISION						
at JMU	1/25			DNP	-	COACH'S DECISION						
at Tow	1/27			DNP	-	COACH'S DECISION						
DEL	2/1			DNP	-	COACH'S DECISION						
DREXEL	2/3			DNP	-	COACH'S DECISION						
at CofC	2/8			DNP	-	COACH'S DECISION						
at UNCW	2/10			DNP	-	COACH'S DECISION						
at Elon	2/17			DNP	-	COACH'S DECISION						
TOW	2/22			DNP	-	COACH'S DECISION						
JMU	2/24			DNP	-	COACH'S DECISION						
at DU	3/1			DNP	-	COACH'S DECISION						
NU	3/7			DNP	-	COACH'S DECISION						
HOF	3/9			DNP	-	COACH'S DECISION						

### >> STOVER'S CAREER STATISTICS

Season	GP	GS	Min/Avg	FG-FGA	Pct	3pt-Att	Pct	FT-FTA	Pct	Off	Def	Reb	Avg	PF	FO	A	TO	Blk	S	TP	Avg
2018-19	2	0	1/0.5	0-2	.000	0-0	.000	0-0	.000	0	0	0	0.0	0	0	0	0	0	0	0	0.0
CAREER	2	0	1/0.5	0-2	.000	0-0	.000	0-0	.000	0	0	0	0.0	0	0	0	0	0	0	0	0.0

















2018-19 Tribe Women's Basketball

# WILLIAM & MARY RADIO AND TV CHART

**NOTES: W&M is the No. 7 seed for the 2019 CAA Championship as it looks for its first-ever CAA Championship ... First-Team All-CAA selection senior Bianca Boggs leads the Tribe averaging 16.9 ppg and 6.9 rpg. Junior Victoria Reynolds is second on the team averaging 10.5 points per game. CAA Rookie of the Year freshman Eva Hodgson is the final Tribe player in double-figures with 10.1 points per game.**

RECORD	2018-19	LAST YR	STATS	W&M	OPP	COFC	OPP	W&M'S LAST THREE GAMES
<b>OVERALL</b>	14-15	16-14	<b>FG%</b>	.418	.402	.386	.410	<b>March 3 at Delaware*</b> <b>L, 52-68</b>
<b>CAA</b>	7-11	7-11	<b>FT%</b>	.755	.728	.703	.664	Hodgson 17 pts, Boggs 9 pts, 8 reb, Rogers 8 pts
<b>HOME</b>	7-7	9-6	<b>3PT%</b>	.356	.287	.305	.328	<b>March 7 NORTHEASTERN*</b> <b>L, 71-75</b>
<b>AWAY/NEUTRAL</b>	7-8/0-0	7-7/0-1	<b>POINTS</b>	65.3	65.9	61.2	70.9	Hodgson 17 pts, Boggs 9 pts, 8 reb, Rogers 8 pts
			<b>REBOUNDS</b>	32.5	36.7	36.8	39.5	<b>March 9 HOFSTRA*</b> <b>W, 83-72</b>
			<b>TURNOVERS</b>	17.6	17.2	20.0	16.3	Jones 20 pts, Hodgson 17 pts, Reynolds 15 pts

	<b>0 LIBBY UNDERWOOD, G</b> SO./5-9/RYE, N.H./PORTSMOUTH	<ul style="list-style-type: none"> <li>Looking to expand her role during her second season with the Green and Gold.</li> <li>Had six points and added a block and assist against VCU (11/6).</li> <li>Scored a career-high 8 points and added out 3 assists against USC Upstate (12/5/17).</li> <li>Added four points in a rebound against Drexel (1/9/18).</li> <li>Grabbed a rebound in the CAA Quarterfinal against Elon (3/8/18).</li> </ul>	<b>POINTS</b> 8 vs. USC Upstate (12/5/17) <b>REBOUNDS</b> 3 vs. Northeastern (1/21/18) <b>ASSISTS</b> 3 vs. USC Upstate (12/5/17) <b>LAST GAME: 1 REB IN 5 MINS</b>
	<b>1 SYDNEY WAGNER, G</b> SO./5-6/PHOENIXVILLE, PA./SPRING FORD SENIOR HIGH (STETSON)	<ul style="list-style-type: none"> <li>Transfer from Stetson that has to sit out the 18-19 season due to NCAA Transfer rule.</li> <li>Appeared in 32 games with nine starters for the Hatters last season.</li> <li>Scored a career-high 20 points against Florida.</li> <li>Dropped 18 points against on 5-of-8 from 3-point range against Webber International.</li> <li>Averaged 6.0 ppg and knocked down 42 triples during her freshman season at Stetson.</li> </ul>	<b>POINTS</b> 20 vs. Florida (11/22/17) <b>REBOUNDS</b> 3 vs. Lipscomb (2/19/18) <b>ASSISTS</b> 3 vs. Lipscomb (2/19/18) <b>LAST GAME: DNP - TRANSFER RULE</b>
	<b>2 BIANCA BOGGS, G</b> SR./5-8/WALDORF, MD./ST. MARY'S RYKEN	<ul style="list-style-type: none"> <li>Earned First-Team All-CAA and all-defensive team honors for the second straight year.</li> <li>Named team captain for the 2018-19 season.</li> <li>Tabbed CAA Player of the Week for the week of Dec. 31.</li> <li>Scored a season-high 32 points in the win at Drexel (3/1).</li> <li>Ranks sixth in school history with 1,414 career points.</li> </ul>	<b>POINTS</b> 33 vs. St. Francis (Pa.) (12/2/17) <b>REBOUNDS</b> 11 (2x) last time vs. ECU (11/27/18) <b>ASSISTS</b> 8 (2x) last time vs. Towson (2/22/19) <b>LAST GAME: 1 REB, 7 AST</b>
	<b>3 ASHLEY TAYLOR, G</b> JR./6-0/CHARLOTTESVILLE, VA./ST. ANNE'S BELLEFIELD	<ul style="list-style-type: none"> <li>Has seen action in 21 games during her career with the Tribe.</li> <li>Made her first career basket, a 3-pointer, in the win against USC Upstate (12/5/17).</li> <li>Grabbed a pair of rebounds and added an assist against Loyola (11/25/17).</li> <li>Hit a basket and grabbed a board at Elon (3/1/18)</li> </ul>	<b>POINTS</b> 3 vs. USC Upstate (12/5/17) <b>REBOUNDS</b> 2 vs. Loyola (11/25/17) <b>ASSISTS</b> 1 (4x) last time at Charleston (12/29/17) <b>LAST GAME: DNP - COACH'S DECISION</b>
	<b>5 MISHA JONES, G/F</b> SR./5-9/MANASSAS PARK, VA./BATTLEFIELD	<ul style="list-style-type: none"> <li>Named a team captain for the second straight season this year.</li> <li>Poured in a career-high 20 points on Senior Day against Hofstra (3/9).</li> <li>Had a then-career-high 12 points in a career-high 40 minutes at Drexel (3/1).</li> <li>Matched a then-career-high with nine points on three, 3-pointers vs. UNCW (1/11).</li> <li>Grabbed a career-high eight boards with eight points in the win at Towson (1/27).</li> </ul>	<b>POINTS</b> 20 vs. Hofstra (3/9/19) <b>REBOUNDS</b> 8 at Towson (1/27/19) <b>ASSISTS</b> 4 (3x) at Old Dominion (12/8/18) <b>LAST GAME: 20 PTS, 3 REB, 1 AST</b>
	<b>10 EVA HODGSON, G</b> FR./5-9/RINDGE, N.H./NEW HAMPTON SCHOOL	<ul style="list-style-type: none"> <li>Tabbed the 2019 CAA Rookie of the Year and to the all-rookie team.</li> <li>Named CAA Rookie of the Week for the weeks of Dec. 3, Jan. 7, Feb. 11, and March 4.</li> <li>Poured in a career-high 24 points at UNCW (2/10).</li> <li>Scored a then-career-high 18 points in the CAA opening win at Hofstra (1/4).</li> <li>Her parents and two brothers all played Division III basketball.</li> </ul>	<b>POINTS</b> 24 at UNCW (2/10/19) <b>REBOUNDS</b> 6 (2x) last time vs. Drexel (2/3/19) <b>ASSISTS</b> 6 (4x) last time at Drexel (3/1/19) <b>LAST GAME: 17 PTS, 1 REB, 2 BLK</b>
	<b>11 NYLA POLLARD, G</b> SO./5-9/VIRGINIA BEACH, VA./PRINCESS ANNE	<ul style="list-style-type: none"> <li>Made her first start of the year &amp; had a double-double (10 pts, 12 reb) vs. ECU (11/27).</li> <li>Scored nine points on three 3-pointers and grabbed two boards against JMU (2/24).</li> <li>Had nine points and added two rebounds, four assists, and a steal at Loyola (11/17).</li> <li>Chipped in nine points and a career-high six helpers in the win vs. UNCW (1/11).</li> <li>Scored a career-high 14 points, four assists, three rebounds against Upstate (12/5/17).</li> </ul>	<b>POINTS</b> 14 vs. USC Upstate (12/5/17) <b>REBOUNDS</b> 12 vs. East Carolina (11/27/18) <b>ASSISTS</b> 5 (2x) last time vs. ODU (12/17/17) <b>LAST GAME: 4 PTS, 4 REB, 4 AST</b>
	<b>12 HARPER BIRDSONG, G</b> R-SO./5-10/SUFFOLK, VA./NANSEMOND SUFFOLK (GW)	<ul style="list-style-type: none"> <li>Set a career-high with 18 points and four assists at Old Dominion (12/8).</li> <li>Notched 16 points and grabbed five rebounds at Northeastern (1/6).</li> <li>Scored 16 points and had three steals against George Washington (12/28).</li> <li>Had 15 points, three rebounds, one steal, and one block against Drexel (2/3).</li> <li>Appeared in nine games during her freshman season at George Washington.</li> </ul>	<b>POINTS</b> 18 vs. Old Dominion (12/8/18) <b>REBOUNDS</b> 5 (2x) last time vs. Charleston (1/13/19) <b>ASSISTS</b> 4 at Old Dominion (12/8/18) <b>LAST GAME: 6 PTS, 1 REB, 1 AST</b>
	<b>15 EMMA KRAUSE, F</b> FR./6-2/PLANTATION, FLA./CARDINAL GIBBONS	<ul style="list-style-type: none"> <li>Named CAA Rookie of the Week for the week of Dec. 24.</li> <li>Made her first career start and played 12 minutes against UNCW (1/11).</li> <li>Scored 13 points and grabbed four rebounds in the win at Towson (1/27).</li> <li>Netted a career-high 14 points on four 3-pointers against Howard (11/12).</li> <li>Hit three 3-pointers for nine points in the win against Elon (1/20).</li> </ul>	<b>POINTS</b> 14 vs. Howard (11/12/18) <b>REBOUNDS</b> 5 vs. Old Dominion (12/8/18) <b>ASSISTS</b> 3 at Loyola (11/17/18) <b>LAST GAME: 1 REB, 1 BLK IN 4 MINS</b>
	<b>20 CHANDLER SMITH, C</b> SR./6-3/PORT TOBACCO, MD./ST. MARY'S-RYKEN	<ul style="list-style-type: none"> <li>Named a team captain for her senior season.</li> <li>Key reserve in the post that has appeared in 64 career games.</li> <li>Made her first career start at UNCW (2/10) &amp; grabbed a CH six boards in a CH 20 mins.</li> <li>Tied a career-high with four points in a win at St. Francis (12/1/17).</li> <li>Rejected 29 shots during her career.</li> </ul>	<b>POINTS</b> 4 (4x) last time at SFU (12/2/17) <b>REBOUNDS</b> 6 at UNCW (2/10/19) <b>BLOCKS</b> 3 vs. Mount St. Mary's (12/18/16) <b>LAST GAME: 3 REB, 1 BLK IN 4 MINS</b>
	<b>21 BAILEY EICHNER, G/F</b> SO./6-1/CUDAHY, WISC./CUDAHY	<ul style="list-style-type: none"> <li>Looking to expand her role this year after seeing action in 17 games last year.</li> <li>Scored a career-high five points against James Madison (2/24).</li> <li>Grabbed a career-high six rebounds at Old Dominion (12/8).</li> <li>Had a career-high four points and added a career-high five rebounds vs. JMU (2/2/18).</li> <li>Three sport athlete in high school playing basketball, volleyball, and track &amp; field.</li> </ul>	<b>POINTS</b> 5 vs. James Madison (2/24/19) <b>REBOUNDS</b> 6 at Old Dominion (12/8/18) <b>ASSISTS</b> 2 (2x) last time vs. JMU (2/24/19) <b>LAST GAME: 1 REB IN 2 AST</b>
	<b>25 GABBY ROGERS, C</b> SO./6-1/DALLAS, TEXAS/BISHOP LYNCH	<ul style="list-style-type: none"> <li>Center that has started 24 games this season for the Tribe.</li> <li>Poured a career-high 17 points on 8-of-9 from the field against Towson (2/22).</li> <li>Notched her first career double-double with 14 points and 12 rebounds at CofC (2/8).</li> <li>Had 10 points on 5-of-5 from the field against Northeastern (3/7).</li> <li>Followed that up with another 5-for-5 game versus Hofstra (3/9).</li> </ul>	<b>POINTS</b> 14 at Charleston (2/8/19) <b>REBOUNDS</b> 12 at Charleston (2/8/19) <b>STEALS</b> 3 (3x) last time at Hofstra (1/4/19) <b>LAST GAME: 10 PTS, 7 REB, 1 BLK</b>
	<b>30 VICTORIA REYNOLDS, F</b> JR./5-10/FAIRFAX, VA./ARCHBISHOP SPALDING	<ul style="list-style-type: none"> <li>Recorded a double-double with 15 points and 15 rebounds against ECU (11/27/18).</li> <li>Tied a season-high 17 points and five rebounds at Charleston (2/8).</li> <li>Notched a season-high 17 points with 7 rebs vs. UNCW (1/11).</li> <li>Poured in a career-high 22 points in the win at St. Francis (12/2/17).</li> <li>Grabbed 18 boards in the win against Charleston (1/26/18).</li> </ul>	<b>POINTS</b> 22 vs. St. Francis (Pa.) (12/2/17) <b>REBOUNDS</b> 18 vs. Charleston (1/26/18) <b>STEALS</b> 7 vs. Hofstra (1/28/18) <b>LAST GAME: 15 PTS, 5 REB, 5 AST</b>
	<b>32 CAROLINE STOVER, C</b> FR./6-3/PLYMPTON, MASS./CARDINAL SPELLMAN	<ul style="list-style-type: none"> <li>Made her collegiate debut in the Tribe's win over Loyola.</li> <li>Freshman post player looking to break into the post rotation this season.</li> <li>Played four seasons of varsity basketball at Cardinal Spellman.</li> <li>Ranked as the No. 131 in her class by Blue Star.</li> <li>Tabbed to the Catholic Central League All-Star team.</li> </ul>	<b>POINTS</b> - <b>REBOUNDS</b> - <b>STEALS</b> - <b>LAST GAME: DNP - COACH'S DECISION</b>

**NOTES:**



**W&M Women's Basketball**  
**William & Mary Season Schedule/Results & Leaders (as of Mar 10, 2019)**  
**All games**

<b>RECORD:</b>	<b>OVERALL</b>	<b>HOME</b>	<b>AWAY</b>	<b>NEUTRAL</b>
ALL GAMES	14-15	7-7	7-8	0-0
CONFERENCE	7-11	3-6	4-5	0-0
NON-CONFERENCE	7-4	4-1	3-3	0-0

<b>Date</b>	<b>Opponent</b>	<b>Score</b>	<b>Att.</b>	<b>High Points</b>	<b>High Rebounds</b>
11/06/18	VCU	55-72 L	684	(15)Boggs, Bianca	(6)Boggs, Bianca
11/12/18	HOWARD	W 88-75	564	(26)Boggs, Bianca	(9)Boggs, Bianca
11/17/18	at Loyola	W 65-49	352	(14)Boggs, Bianca	(6)Reynolds, Victoria
11/24/18	at Davidson	65-76 L	412	(18)Boggs, Bianca	(10)Boggs, Bianca
11/27/18	EAST CAROLINA	W 63-43	574	(15)Reynolds, Victoria	(15)Reynolds, Victoria
11/30/18	at HARTFORD	45-50 L	649	(14)Hodgson, Eva	(7)Reynolds, Victoria
12/02/18	at Fairfield	W 60-54	627	(22)Boggs, Bianca	(5)Hodgson, Eva
					(5)Rogers, Gabby
					(5)Boggs, Bianca
12/05/18	RICHMOND	W 65-55	634	(15)Hodgson, Eva	(6)Reynolds, Victoria
12/8/18	at Old Dominion	69-83 L	1802	(18)Birdsong, Harper	(6)Reynolds, Victoria
					(6)Eichner, Bailey
12/21/18	at Norfolk State	W 55-44	246	(14)Birdsong, Harper	(9)Reynolds, Victoria
12/29/18	GEORGE WASHINGTON	W 73-59	611	(26)Boggs, Bianca	(10)Boggs, Bianca
1/4/19	*at Hofstra	W 60-55	323	(22)Boggs, Bianca	(10)Boggs, Bianca
01/06/19	*at Northeastern	74-88 L	540	(21)Boggs, Bianca	(6)Boggs, Bianca
01/11/19	*UNCW	W 70-64	657	(25)Boggs, Bianca	(7)Reynolds, Victoria
					(7)Pollard, Nyla
01/13/19	*COL. OF CHARLESTON	54-66 L	582	(18)Boggs, Bianca	(10)Reynolds, Victoria
01/20/19	*ELON	W 65-60	904	(13)Birdsong, Harper	(6)Reynolds, Victoria
				(13)Boggs, Bianca	
1/25/19	*at James Madison	48-65 L	2234	(13)Hodgson, Eva	(11)Boggs, Bianca
1/27/19	*at Towson	W 80-69	609	(22)Boggs, Bianca	(8)Jones, Misha
02/01/19	*DELAWARE	59-70 L	634	(14)Reynolds, Victoria	(8)Boggs, Bianca
02/03/19	*DREXEL	58-62 L	962	(17)Boggs, Bianca	(9)Boggs, Bianca
					(9)Reynolds, Victoria
02/08/19	*at Charleston	77-79 Lo2	3031	(23)Boggs, Bianca	(12)Rogers, Gabby
02/10/19	*at UNCW	58-66 L	945	(24)Hodgson, Eva	(10)Boggs, Bianca
2/17/19	*at Elon	W 64-59	527	(14)Hodgson, Eva	(9)Boggs, Bianca
02/22/19	*TOWSON	75-82 L	727	(18)Boggs, Bianca	(5)Rogers, Gabby
02/24/19	*JAMES MADISON	65-78 L	744	(16)Reynolds, Victoria	(6)Boggs, Bianca
				(16)Boggs, Bianca	
3/1/19	*at Drexel	Wo3 77-72	628	(32)Boggs, Bianca	(8)Reynolds, Victoria
3/3/19	*at Delaware	52-68 L	2281	(17)Hodgson, Eva	(8)Boggs, Bianca
03/07/19	*NORTHEASTERN	71-75 L	515	(17)Boggs, Bianca	(5)Boggs, Bianca
03/09/19	*HOFSTRA	W 83-72	609	(20)Jones, Misha	(7)Boggs, Bianca
					(7)Rogers, Gabby

\* - CAA game

<b>Attendance Summary</b>	<b>Games</b>	<b>Attend</b>	<b>Avg/Game</b>
Home	14	9401	672
Away	15	15206	1014
Neutral	0	0	0
Total	29	24607	849



**W&M Women's Basketball**  
**William & Mary Combined Team Statistics (as of Mar 10, 2019)**  
**All games**

<b>RECORD:</b>	<b>OVERALL</b>	<b>HOME</b>	<b>AWAY</b>	<b>NEUTRAL</b>
ALL GAMES	14-15	7-7	7-8	0-0
CONFERENCE	7-11	3-6	4-5	0-0
NON-CONFERENCE	7-4	4-1	3-3	0-0

#	Player	gp-gs	min	avg	Total		3-Point		F-Throw		Rebounds				pf	dq	a	to	blk	stl	pts	avg
					fg-fga	fg%	3fg-fga	3fg%	ft-fa	ft%	off	def	tot	avg								
02	Boggs, Bianca	29-29	1040	35.9	166-382	.435	40-119	.336	117-157	.745	37	164	201	6.9	68	3	126	129	28	70	489	16.9
30	Reynolds, Victoria	29-25	927	32.0	112-244	.459	20-53	.377	66-81	.815	24	131	155	5.3	75	5	66	99	21	39	310	10.7
10	Hodgson, Eva	29-29	963	33.2	95-211	.450	37-90	.411	67-80	.838	29	54	83	2.9	75	2	89	74	14	42	294	10.1
12	Birdsong, Harper	29-4	571	19.7	92-238	.387	51-130	.392	33-46	.717	15	37	52	1.8	52	1	29	52	6	19	268	9.2
25	Rogers, Gabby	28-24	547	19.5	61-123	.496	0-1	.000	16-20	.800	27	57	84	3.0	92	1	9	32	10	16	138	4.9
11	Pollard, Nyla	29-25	804	27.7	40-132	.303	17-59	.288	29-46	.630	27	54	81	2.8	66	4	71	54	3	27	126	4.3
05	Jones, Misha	29-4	398	13.7	39-88	.443	23-63	.365	24-26	.923	16	40	56	1.9	51	0	33	24	7	5	125	4.3
15	Krause, Emma	29-3	395	13.6	39-109	.358	28-83	.337	8-14	.571	13	43	56	1.9	46	1	16	15	13	6	114	3.9
00	Underwood, Libby	15-0	73	4.9	5-14	.357	0-3	.000	3-5	.600	4	1	5	0.3	3	0	2	6	1	1	13	0.9
21	Eichner, Bailey	19-0	128	6.7	5-16	.313	1-5	.200	1-4	.250	8	18	26	1.4	16	0	8	6	2	3	12	0.6
20	Smith, Chandler	13-2	65	5.0	1-4	.250	0-0	.000	1-4	.250	4	14	18	1.4	8	0	1	7	5	1	3	0.2
03	Taylor, Ashley	5-0	13	2.6	0-5	.000	0-4	.000	1-2	.500	0	0	0	0.0	0	0	0	0	0	0	1	0.2
32	Stover, Caroline	2-0	1	0.5	0-2	.000	0-0	.000	0-0	.000	0	0	0	0.0	0	0	0	0	0	0	0	0.0
Team											55	71	126				13					
Total.....		29	5925		655-1568	.418	217-610	.356	366-485	.755	259	684	943	32.5	552	17	450	511	110	229	1893	65.3
Opponents.....		29	5924		666-1656	.402	145-505	.287	433-595	.728	365	699	1064	36.7	539	11	359	499	101	270	1910	65.9

TEAM STATISTICS				WM		OPP		Date	Opponent	Score	Att.
SCORING				1893		1910		11/06/18	VCU	L 55-72	684
Points per game				65.3		65.9		11/12/18	HOWARD	w 88-75	564
Scoring margin				-0.6		-		11/17/18	at Loyola	w 65-49	352
FIELD GOALS-ATT				655-1568		666-1656		11/24/18	at Davidson	L 65-76	412
Field goal pct				.418		.402		11/27/18	EAST CAROLINA	w 63-43	574
3 POINT FG-ATT				217-610		145-505		11/30/18	at HARTFORD	L 45-50	649
3-point FG pct				.356		.287		12/02/18	at Fairfield	w 60-54	627
3-pt FG made per game				7.5		5.0		12/05/18	RICHMOND	w 65-55	634
FREE THROWS-ATT				366-485		433-595		12/8/18	at Old Dominion	L 69-83	1802
Free throw pct				.755		.728		12/21/18	at Norfolk State	w 55-44	246
F-Throws made per game				12.6		14.9		12/29/18	GEORGE WASHINGTON	w 73-59	611
REBOUNDS				943		1064		* 1/4/19	at Hofstra	w 60-55	323
Rebounds per game				32.5		36.7		* 01/06/19	atNortheastern	L 74-88	540
Rebounding margin				-4.2		-		* 01/11/19	UNCW	w 70-64	657
ASSISTS				450		359		* 01/13/19	COL. OF CHARLESTON	L 54-66	582
Assists per game				15.5		12.4		* 01/20/19	ELON	w 65-60	904
TURNOVERS				511		499		* 1/25/19	at James Madison	L 48-65	2234
Turnovers per game				17.6		17.2		* 1/27/19	at Towson	w 80-69	609
Turnover margin				-0.4		-		* 02/01/19	DELAWARE	L 59-70	634
Assist/turnover ratio				0.9		0.7		* 02/03/19	DREXEL	L 58-62	962
STEALS				229		270		* 02/08/19	atCharleston	Lo2 77-79	3031
Steals per game				7.9		9.3		* 02/10/19	atUNCW	L 58-66	945
BLOCKS				110		101		* 2/17/19	at Elon	w 64-59	527
Blocks per game				3.8		3.5		* 02/22/19	TOWSON	L 75-82	727
ATTENDANCE				9401		15206		* 02/24/19	JAMES MADISON	L 65-78	744
Homegames-Avg/Game				14-672		15-1014		* 3/1/19	at Drexel	Wo3 77-72	628
Neutral site-Avg/Game				-		0-0		* 3/3/19	at Delaware	L 52-68	2281
Score by Periods				1st	2nd	3rd	4th	OT	OT2	OT3	Totals
William & Mary				463	444	513	439	15	10	9	1893
Opponents				443	447	503	486	15	12	4	1910
				* - CAA game							

\* - CAA game



**W&M Women's Basketball**  
**William & Mary Combined Team Statistics (as of Mar 10, 2019)**  
**CAA games only**

RECORD:	OVERALL	HOME	AWAY	NEUTRAL
ALLGAMES	7-11	3-6	4-5	0-0
CONFERENCE	7-11	3-6	4-5	0-0
NON-CONFERENCE	0-0	0-0	0-0	0-0

#	Player	gp-gs	min	avg	Total		3-Point		F-Throw		Rebounds				pf	dq	a	to	blk	stl	pts	avg
					fg-fga	fg%	3fg-fga	3fg%	ft-fga	ft%	off	def	tot	avg								
02	Boggs, Bianca	18-18	662	36.8	101-234	.432	28-77	.364	82-111	.739	25	102	127	7.1	46	3	81	81	18	40	312	17.3
10	Hodgson, Eva	18-18	649	36.1	66-140	.471	29-64	.453	49-54	.907	23	32	55	3.1	44	2	52	45	12	26	210	11.7
30	Reynolds, Victoria	18-15	587	32.6	72-159	.453	13-39	.333	35-44	.795	14	68	82	4.6	48	3	42	61	14	26	192	10.7
12	Birdsong, Harper	18-0	346	19.2	50-143	.350	27-76	.355	20-27	.741	10	27	37	2.1	29	0	15	29	4	9	147	8.2
25	Rogers, Gabby	17-13	340	20.0	39-78	.500	0-0	.000	11-14	.786	17	38	55	3.2	57	1	7	23	8	9	89	5.2
05	Jones, Misha	18-3	286	15.9	28-62	.452	18-47	.383	19-20	.950	7	30	37	2.1	34	0	22	17	5	4	93	5.2
11	Pollard, Nyla	18-18	490	27.2	23-73	.315	12-36	.333	17-28	.607	19	32	51	2.8	39	3	43	33	2	14	75	4.2
15	Krause, Emma	18-3	221	12.3	20-54	.370	14-43	.326	3-4	.750	4	20	24	1.3	28	1	7	11	6	2	57	3.2
21	Eichner, Bailey	13-0	85	6.5	4-9	.444	1-2	.500	0-2	.000	4	11	15	1.2	12	0	7	4	1	0	9	0.7
00	Underwood, Libby	6-0	21	3.5	1-5	.200	0-1	.000	2-3	.667	3	1	4	0.7	2	0	1	1	0	0	4	0.7
20	Smith, Chandler	6-2	33	5.5	1-3	.333	0-0	.000	0-2	.000	3	7	10	1.7	4	0	0	3	3	1	2	0.3
03	Taylor, Ashley	2-0	5	2.5	0-1	.000	0-1	.000	0-0	.000	0	0	0	0.0	0	0	0	0	0	0	0	0.0
Team											34	39	73					8				
Total.....		18	3725		405-961	.421	142-386	.368	238-309	.770	163	407	570	31.7	343	13	277	316	73	131	1190	66.1
Opponents.....		18	3725		436-1063	.410	94-320	.294	284-379	.749	251	426	677	37.6	332	8	230	284	64	167	1250	69.4

TEAM STATISTICS	WM	OPP	Date	Opponent	Score	Att.
SCORING	1190	1250	* 1/4/19	at Hofstra	W 60-55	323
Points per game	66.1	69.4	* 01/06/19	at Northeastern	L 74-88	540
Scoring margin	-3.3	-	* 01/11/19	UNCW	W 70-64	657
FIELD GOALS-ATT	405-961	436-1063	* 01/13/19	COL. OF CHARLESTON	L 54-66	582
Field goal pct	.421	.410	* 01/20/19	ELON	W 65-60	904
3 POINT FG-ATT	142-386	94-320	* 1/25/19	at James Madison	L 48-65	2234
3-point FG pct	.368	.294	* 1/27/19	at Towson	W 80-69	609
3-pt FG made per game	7.9	5.2	* 02/01/19	DELAWARE	L 59-70	634
FREE THROWS-ATT	238-309	284-379	* 02/03/19	DREXEL	L 58-62	962
Free throw pct	.770	.749	* 02/08/19	at Charleston	Lo2 77-79	3031
F-Throws made per game	13.2	15.8	* 02/10/19	at UNCW	L 58-66	945
REBOUNDS	570	677	* 2/17/19	at Elon	W 64-59	527
Rebounds per game	31.7	37.6	* 02/22/19	TOWSON	L 75-82	727
Rebounding margin	-5.9	-	* 02/24/19	JAMES MADISON	L 65-78	744
ASSISTS	277	230	* 3/1/19	at Drexel	Wo3 77-72	628
Assists per game	15.4	12.8	* 3/3/19	at Delaware	L 52-68	2281
TURNOVERS	316	284	* 03/07/19	NORTHEASTERN	L 71-75	515
Turnovers per game	17.6	15.8	* 03/09/19	HOFSTRA	W 83-72	609
Turnover margin	-1.8	-	* - CAA game			
Assist/turnover ratio	0.9	0.8				
STEALS	131	167				
Steals per game	7.3	9.3				
BLOCKS	73	64				
Blocks per game	4.1	3.6				
ATTENDANCE	6334	11118				
Home games-Avg/Game	9-704	9-1235				
Neutral site-Avg/Game	-	0-0				

Score by Periods	1st	2nd	3rd	4th	OT	OT2	OT3	Totals
William & Mary	288	265	321	282	15	10	9	1190
Opponents	286	287	328	318	15	12	4	1250



**W&M Women's Basketball**  
**William & Mary Combined Team Statistics (as of Mar 10, 2019)**  
**vs. #1 James Madison**

RECORD:	OVERALL	HOME	AWAY	NEUTRAL
ALLGAMES	0-2	0-1	0-1	0-0
CONFERENCE	0-2	0-1	0-1	0-0
NON-CONFERENCE	0-0	0-0	0-0	0-0

##	Player	gp-gs	min	avg	Total		3-Point		F-Throw		Rebounds				pf	dq	a	to	blk	stl	pts	avg
					fg-fga	fg%	3fg-fga	3fg%	ft-fa	ft%	off	def	tot	avg								
02	Boggs, Bianca	2-2	67	33.5	5-26	.192	2-8	.250	12-12	1.000	5	12	17	8.5	1	0	10	6	0	3	24	12.0
12	Birdsong, Harper	2-0	33	16.5	8-18	.444	5-10	.500	2-4	.500	1	1	2	1.0	5	0	1	3	0	1	23	11.5
30	Reynolds, Victoria	2-2	66	33.0	8-16	.500	1-5	.200	4-4	1.000	0	3	3	1.5	5	0	1	3	0	2	21	10.5
10	Hodgson, Eva	2-2	63	31.5	2-11	.182	1-7	.143	8-8	1.000	2	4	6	3.0	3	0	6	4	0	4	13	6.5
11	Pollard, Nyla	2-2	49	24.5	3-7	.429	3-5	.600	2-2	1.000	1	2	3	1.5	8	1	2	6	0	1	11	5.5
05	Jones, Misha	2-0	37	18.5	3-8	.375	2-7	.286	2-2	1.000	1	3	4	2.0	5	0	0	2	0	0	10	5.0
21	Eichner, Bailey	2-0	24	12.0	2-4	.500	1-1	1.000	0-0	.000	1	3	4	2.0	3	0	2	0	0	0	5	2.5
25	Rogers, Gabby	2-2	31	15.5	2-8	.250	0-0	.000	0-0	.000	1	1	2	1.0	4	0	0	2	0	0	4	2.0
15	Krause, Emma	2-0	23	11.5	1-3	.333	0-2	.000	0-0	.000	0	2	2	1.0	5	0	2	0	0	1	2	1.0
20	Smith, Chandler	1-0	2	2.0	0-0	.000	0-0	.000	0-0	.000	0	0	0	0.0	0	0	0	0	1	0	0	0.0
03	Taylor, Ashley	1-0	3	3.0	0-1	.000	0-1	.000	0-0	.000	0	0	0	0.0	0	0	0	0	0	0	0	0.0
00	Underwood, Libby	1-0	2	2.0	0-2	.000	0-0	.000	0-0	.000	2	0	2	2.0	0	0	1	0	0	0	0	0.0
Team											6	2	8				1					
Total.....		2	400		34-104	.327	15-46	.326	30-32	.938	20	33	53	26.5	39	1	25	27	1	12	113	56.5
Opponents.....		2	400		44-103	.427	16-44	.364	39-51	.765	31	51	82	41.0	38	0	21	34	13	19	143	71.5

TEAM STATISTICS	WM	OPP
SCORING	113	143
Points per game	56.5	71.5
Scoring margin	-15.0	-
FIELD GOALS-ATT	34-104	44-103
Field goal pct	.327	.427
3 POINT FG-ATT	15-46	16-44
3-point FG pct	.326	.364
3-pt FG made per game	7.5	8.0
FREE THROWS-ATT	30-32	39-51
Free throw pct	.938	.765
F-Throws made per game	15.0	19.5
REBOUNDS	53	82
Rebounds per game	26.5	41.0
Rebounding margin	-14.5	-
ASSISTS	25	21
Assists per game	12.5	10.5
TURNOVERS	27	34
Turnovers per game	13.5	17.0
Turnover margin	+3.5	-
Assist/turnover ratio	0.9	0.6
STEALS	12	19
Steals per game	6.0	9.5
BLOCKS	1	13
Blocks per game	0.5	6.5
ATTENDANCE	744	2234
Home games-Avg/Game	1-744	1-2234
Neutral site-Avg/Game	-	0-0

Date	Opponent	Score	Att.
* 1/25/19	at James Madison	L 48-65	2234
* 02/24/19	JAMES MADISON	L 65-78	744

\* - CAA game

Score by Periods	1st	2nd	3rd	4th	Totals
William & Mary	20	26	38	29	113
Opponents	36	40	36	31	143



**W&M Women's Basketball**  
**William & Mary Combined Team Statistics (as of Mar 10, 2019)**  
**vs. #2 Drexel**

RECORD:	OVERALL	HOME	AWAY	NEUTRAL
ALL GAMES	1-1	0-1	1-0	0-0
CONFERENCE	1-1	0-1	1-0	0-0
NON-CONFERENCE	0-0	0-0	0-0	0-0

##	Player	gp-gs	min	avg	Total		3-Point		F-Throw		Rebounds				pf	dq	a	to	blk	stl	pts	avg
					fg-fga	fg%	3fg-fga	3fg%	ft-fga	ft%	off	def	tot	avg								
02	Boggs, Bianca	2-2	91	45.5	17-24	.708	3-7	.429	12-15	.800	1	13	14	7.0	4	0	8	11	3	4	49	24.5
10	Hodgson, Eva	2-2	90	45.0	8-14	.571	1-4	.250	11-12	.917	3	7	10	5.0	7	1	10	6	3	4	28	14.0
12	Birdsong, Harper	2-0	51	25.5	6-12	.500	3-7	.429	2-2	1.000	1	4	5	2.5	1	0	1	2	1	1	17	8.5
05	Jones, Misha	2-0	49	24.5	4-6	.667	2-4	.500	2-2	1.000	0	4	4	2.0	4	0	5	3	1	2	12	6.0
30	Reynolds, Victoria	2-2	62	31.0	5-20	.250	0-6	.000	0-0	.000	3	14	17	8.5	8	1	4	11	1	2	10	5.0
11	Pollard, Nyla	2-2	46	23.0	3-9	.333	1-4	.250	2-8	.250	1	7	8	4.0	5	0	1	2	0	0	9	4.5
15	Krause, Emma	2-0	30	15.0	2-8	.250	1-7	.143	1-2	.500	0	5	5	2.5	1	0	0	1	2	0	6	3.0
25	Rogers, Gabby	2-2	41	20.5	2-6	.333	0-0	.000	0-0	.000	1	5	6	3.0	7	0	0	2	0	0	4	2.0
21	Eichner, Bailey	1-0	10	10.0	0-2	.000	0-1	.000	0-0	.000	0	2	2	2.0	0	0	1	0	0	0	0	0.0
00	Underwood, Libby	2-0	5	2.5	0-1	.000	0-0	.000	0-0	.000	0	0	0	0.0	0	0	0	0	0	0	0	0.0
Team											2	9	11					1				
Total.....		2	475		47-102	.461	11-40	.275	30-41	.732	12	70	82	41.0	37	2	30	39	11	13	135	67.5
Opponents.....		2	475		51-149	.342	10-51	.196	22-28	.786	27	48	75	37.5	39	3	34	20	4	20	134	67.0

TEAM STATISTICS	WM	OPP	Date	Opponent	Score	Att.
SCORING	135	134	* 02/03/19	DREXEL	L 58-62	962
Points per game	67.5	67.0	* 3/1/19	at Drexel	Wo3 77-72	628
Scoring margin	+0.5	-	* - CAA game			
FIELD GOALS-ATT	47-102	51-149				
Field goal pct	.461	.342				
3 POINT FG-ATT	11-40	10-51				
3-point FG pct	.275	.196				
3-pt FG made per game	5.5	5.0				
FREE THROWS-ATT	30-41	22-28				
Free throw pct	.732	.786				
F-Throws made per game	15.0	11.0				
REBOUNDS	82	75				
Rebounds per game	41.0	37.5				
Rebounding margin	+3.5	-				
ASSISTS	30	34				
Assists per game	15.0	17.0				
TURNOVERS	39	20				
Turnovers per game	19.5	10.0				
Turnover margin	-9.5	-				
Assist/turnover ratio	0.8	1.7				
STEALS	13	20				
Steals per game	6.5	10.0				
BLOCKS	11	4				
Blocks per game	5.5	2.0				
ATTENDANCE	962	628				
Homegames-Avg/Game	1-962	1-628				
Neutral site-Avg/Game	-	0-0				

Score by Periods	1st	2nd	3rd	4th	OT	OT2	OT3	Totals
William & Mary	26	33	30	26	6	5	9	135
Opponents	36	26	30	27	6	5	4	134



**W&M Women's Basketball**  
**William & Mary Combined Team Statistics (as of Mar 10, 2019)**  
**vs. #3 UNCW**

RECORD:	OVERALL	HOME	AWAY	NEUTRAL
ALL GAMES	1-1	1-0	0-1	0-0
CONFERENCE	1-1	1-0	0-1	0-0
NON-CONFERENCE	0-0	0-0	0-0	0-0

#	Player	gp-gs	min	avg	Total		3-Point		F-Throw		Rebounds				pf	dq	a	to	blk	stl	pts	avg
					fg-fga	fg%	3fg-fga	3fg%	ft-fa	ft%	off	def	tot	avg								
02	Boggs, Bianca	2-2	74	37.0	15-31	.484	3-10	.300	8-12	.667	2	14	16	8.0	5	0	5	6	3	7	41	20.5
10	Hodgson, Eva	2-2	65	32.5	11-21	.524	6-11	.545	2-2	1.000	1	4	5	2.5	8	0	3	8	2	1	30	15.0
30	Reynolds, Victoria	2-2	71	35.5	10-20	.500	1-4	.250	6-7	.857	2	9	11	5.5	7	1	3	10	2	2	27	13.5
05	Jones, Misha	2-0	27	13.5	3-6	.500	3-6	.500	0-0	.000	0	2	2	1.0	6	0	3	3	0	1	9	4.5
11	Pollard, Nyla	2-2	52	26.0	2-7	.286	2-4	.500	3-4	.750	7	2	9	4.5	2	0	8	4	0	0	9	4.5
15	Krause, Emma	2-1	27	13.5	2-9	.222	2-9	.222	0-0	.000	1	2	3	1.5	7	1	0	0	0	0	6	3.0
20	Smith, Chandler	1-1	19	19.0	1-2	.500	0-0	.000	0-2	.000	2	4	6	6.0	1	0	0	0	1	0	2	2.0
12	Birdsong, Harper	2-0	51	25.5	0-20	.000	0-9	.000	4-4	1.000	2	4	6	3.0	4	0	5	2	2	1	4	2.0
21	Eichner, Bailey	1-0	3	3.0	0-0	.000	0-0	.000	0-0	.000	0	0	0	0.0	1	0	0	0	0	0	0	0.0
25	Rogers, Gabby	1-0	11	11.0	0-1	.000	0-0	.000	0-0	.000	1	2	3	3.0	4	0	0	2	1	1	0	0.0
Team											7	6	13					1				
Total.....		2	400		44-117	.376	17-53	.321	23-31	.742	25	49	74	37.0	45	2	27	36	11	13	128	64.0
Opponents.....		2	400		42-114	.368	8-29	.276	38-58	.655	34	52	86	43.0	32	0	22	37	2	20	130	65.0

TEAM STATISTICS	WM	OPP	Date	Opponent	Score	Att.
SCORING	128	130	* 01/11/19	UNCW	W 70-64	657
Points per game	64.0	65.0	* 02/10/19	atUNCW	L 58-66	945
Scoring margin	-1.0	-	* - CAA game			
FIELD GOALS-ATT	44-117	42-114				
Field goal pct	.376	.368				
3 POINT FG-ATT	17-53	8-29				
3-point FG pct	.321	.276				
3-pt FG made per game	8.5	4.0				
FREE THROWS-ATT	23-31	38-58				
Free throw pct	.742	.655				
F-Throws made per game	11.5	19.0				
REBOUNDS	74	86				
Rebounds per game	37.0	43.0				
Rebounding margin	-6.0	-				
ASSISTS	27	22				
Assists per game	13.5	11.0				
TURNOVERS	36	37				
Turnovers per game	18.0	18.5				
Turnover margin	+0.5	-				
Assist/turnover ratio	0.8	0.6				
STEALS	13	20				
Steals per game	6.5	10.0				
BLOCKS	11	2				
Blocks per game	5.5	1.0				
ATTENDANCE	657	945				
Home games-Avg/Game	1-657	1-945				
Neutral site-Avg/Game	-	0-0				

Score by Periods	1st	2nd	3rd	4th	Totals
William & Mary	31	28	42	27	128
Opponents	26	39	33	32	130



**W&M Women's Basketball**  
**William & Mary Combined Team Statistics (as of Mar 10, 2019)**  
**vs. #4 Towson**

<b>RECORD:</b>	<b>OVERALL</b>	<b>HOME</b>	<b>AWAY</b>	<b>NEUTRAL</b>
ALLGAMES	1-1	0-1	1-0	0-0
CONFERENCE	1-1	0-1	1-0	0-0
NON-CONFERENCE	0-0	0-0	0-0	0-0

##	Player	gp-gs	min	avg	Total		3-Point		F-Throw		Rebounds				pf	dq	a	to	blk	stl	pts	avg
					fg-fga	fg%	3fg-fga	3fg%	ft-fa	ft%	off	def	tot	avg								
02	Boggs, Bianca	2-2	66	33.0	12-29	.414	4-8	.500	12-20	.600	2	8	10	5.0	8	1	11	8	1	6	40	20.0
30	Reynolds, Victoria	2-2	65	32.5	11-21	.524	4-7	.571	1-2	.500	2	1	3	1.5	7	1	3	7	0	2	27	13.5
25	Rogers, Gabby	2-2	47	23.5	10-14	.714	0-0	.000	1-1	1.000	2	5	7	3.5	8	0	1	4	0	0	21	10.5
10	Hodgson, Eva	2-2	76	38.0	6-17	.353	2-7	.286	5-6	.833	4	6	10	5.0	5	0	8	4	1	1	19	9.5
15	Krause, Emma	2-0	33	16.5	7-13	.538	4-8	.500	1-1	1.000	2	3	5	2.5	3	0	0	1	0	1	19	9.5
11	Pollard, Nyla	2-2	62	31.0	4-5	.800	1-1	1.000	5-6	.833	1	5	6	3.0	2	0	8	2	0	3	14	7.0
05	Jones, Misha	2-0	29	14.5	1-5	.200	0-4	.000	6-6	1.000	1	7	8	4.0	3	0	2	2	0	0	8	4.0
12	Birdsong, Harper	2-0	16	8.0	2-8	.250	1-6	.167	2-3	.667	1	0	1	0.5	4	0	0	2	0	1	7	3.5
20	Smith, Chandler	1-0	1	1.0	0-0	.000	0-0	.000	0-0	.000	0	0	0	0.0	2	0	0	1	0	0	0	0.0
21	Eichner, Bailey	2-0	5	2.5	0-0	.000	0-0	.000	0-0	.000	0	0	0	0.0	0	0	1	1	0	0	0	0.0
Team											8	6	14					1				
Total.....		2	400		53-112	.473	16-41	.390	33-45	.733	23	41	64	32.0	42	2	34	33	2	14	155	77.5
Opponents.....		2	400		45-118	.381	10-38	.263	51-61	.836	34	40	74	37.0	38	1	19	29	14	14	151	75.5

<b>TEAM STATISTICS</b>	<b>WM</b>	<b>OPP</b>	<b>Date</b>	<b>Opponent</b>	<b>Score</b>	<b>Att.</b>
SCORING	155	151	* 1/27/19	at Towson	W 80-69	609
Points per game	77.5	75.5	* 02/22/19	TOWSON	L 75-82	727
Scoring margin	+2.0	-	* - CAA game			
FIELD GOALS-ATT	53-112	45-118				
Field goal pct	.473	.381				
3 POINT FG-ATT	16-41	10-38				
3-point FG pct	.390	.263				
3-pt FG made per game	8.0	5.0				
FREE THROWS-ATT	33-45	51-61				
Free throw pct	.733	.836				
F-Throws made per game	16.5	25.5				
REBOUNDS	64	74				
Rebounds per game	32.0	37.0				
Rebounding margin	-5.0	-				
ASSISTS	34	19				
Assists per game	17.0	9.5				
TURNOVERS	33	29				
Turnovers per game	16.5	14.5				
Turnover margin	-2.0	-				
Assist/turnover ratio	1.0	0.7				
STEALS	14	14				
Steals per game	7.0	7.0				
BLOCKS	2	14				
Blocks per game	1.0	7.0				
ATTENDANCE	727	609				
Homegames-Avg/Game	1-727	1-609				
Neutral site-Avg/Game	-	0-0				

<b>Score by Periods</b>	<b>1st</b>	<b>2nd</b>	<b>3rd</b>	<b>4th</b>	<b>Totals</b>
William & Mary	37	34	46	38	155
Opponents	32	35	39	45	151



**W&M Women's Basketball**  
**William & Mary Combined Team Statistics (as of Mar 10, 2019)**  
**vs. #5 Delaware**

RECORD:	OVERALL	HOME	AWAY	NEUTRAL
ALLGAMES	0-2	0-1	0-1	0-0
CONFERENCE	0-2	0-1	0-1	0-0
NON-CONFERENCE	0-0	0-0	0-0	0-0

#	Player	gp-gs	min	avg	Total		3-Point		F-Throw		Rebounds				pf	dq	a	to	blk	stl	pts	avg
					fg-fga	fg%	3fg-fga	3fg%	ft-fa	ft%	off	def	tot	avg								
10	Hodgson, Eva	2-2	75	37.5	9-17	.529	6-8	.750	4-4	1.000	2	3	5	2.5	3	0	6	4	2	2	28	14.0
30	Reynolds, Victoria	2-2	64	32.0	9-19	.474	1-4	.250	1-2	.500	2	8	10	5.0	3	0	5	6	2	4	20	10.0
02	Boggs, Bianca	2-2	75	37.5	6-21	.286	2-6	.333	6-8	.750	4	12	16	8.0	6	0	11	9	3	5	20	10.0
12	Birdsong, Harper	2-0	33	16.5	5-13	.385	0-6	.000	2-2	1.000	0	2	2	1.0	1	0	1	4	0	1	12	6.0
25	Rogers, Gabby	2-2	28	14.0	5-16	.313	0-0	.000	0-2	.000	3	2	5	2.5	8	0	1	4	1	2	10	5.0
05	Jones, Misha	2-0	36	18.0	3-8	.375	1-5	.200	0-0	.000	1	3	4	2.0	5	0	3	4	1	0	7	3.5
15	Krause, Emma	2-0	21	10.5	2-4	.500	2-4	.500	0-0	.000	0	4	4	2.0	3	0	0	2	1	0	6	3.0
00	Underwood, Libby	1-0	2	2.0	1-1	1.000	0-0	.000	1-1	1.000	1	0	1	1.0	0	0	0	0	0	0	3	3.0
21	Eichner, Bailey	1-0	16	16.0	1-1	1.000	0-0	.000	0-2	.000	1	3	4	4.0	2	0	1	0	0	0	2	2.0
11	Pollard, Nyla	2-2	48	24.0	1-9	.111	1-3	.333	0-0	.000	1	2	3	1.5	0	0	6	4	0	2	3	1.5
03	Taylor, Ashley	1-0	2	2.0	0-0	.000	0-0	.000	0-0	.000	0	0	0	0.0	0	0	0	0	0	0	0	0.0
Team											4	3	7					1				
Total.....		2	400		42-109	.385	13-36	.361	14-21	.667	19	42	61	30.5	31	0	34	38	10	16	111	55.5
Opponents.....		2	400		55-123	.447	10-28	.357	18-25	.720	29	51	80	40.0	34	0	30	33	14	23	138	69.0

TEAM STATISTICS	WM	OPP
SCORING	111	138
Points per game	55.5	69.0
Scoring margin	-13.5	-
FIELD GOALS-ATT	42-109	55-123
Field goal pct	.385	.447
3 POINT FG-ATT	13-36	10-28
3-point FG pct	.361	.357
3-pt FG made per game	6.5	5.0
FREE THROWS-ATT	14-21	18-25
Free throw pct	.667	.720
F-Throws made per game	7.0	9.0
REBOUNDS	61	80
Rebounds per game	30.5	40.0
Rebounding margin	-9.5	-
ASSISTS	34	30
Assists per game	17.0	15.0
TURNOVERS	38	33
Turnovers per game	19.0	16.5
Turnover margin	-2.5	-
Assist/turnover ratio	0.9	0.9
STEALS	16	23
Steals per game	8.0	11.5
BLOCKS	10	14
Blocks per game	5.0	7.0
ATTENDANCE	634	2281
Home games-Avg/Game	1-634	1-2281
Neutral site-Avg/Game	-	0-0

Date	Opponent		Score	Att.
* 02/01/19	DELAWARE	L	59-70	634
* 3/3/19	at Delaware	L	52-68	2281

\* - CAA game

Score by Periods	1st	2nd	3rd	4th	Totals
William & Mary	28	28	30	25	111
Opponents	34	23	48	33	138



**W&M Women's Basketball**  
**William & Mary Combined Team Statistics (as of Mar 10, 2019)**  
**vs. #6 Northeastern**

RECORD:	OVERALL	HOME	AWAY	NEUTRAL
ALLGAMES	0-2	0-1	0-1	0-0
CONFERENCE	0-2	0-1	0-1	0-0
NON-CONFERENCE	0-0	0-0	0-0	0-0

#	Player	gp-gs	min	avg	Total		3-Point		F-Throw		Rebounds				pf	dq	a	to	blk	stl	pts	avg
					fg-fga	fg%	3fg-fga	3fg%	ft-fa	ft%	off	def	tot	avg								
02	Boggs, Bianca	2-2	63	31.5	11-21	.524	6-10	.600	10-11	.909	5	6	11	5.5	6	0	11	11	0	4	38	19.0
12	Birdsong, Harper	2-0	43	21.5	10-22	.455	5-12	.417	2-4	.500	0	7	7	3.5	2	0	2	6	0	1	27	13.5
10	Hodgson, Eva	2-2	72	36.0	7-11	.636	5-8	.625	5-6	.833	3	4	7	3.5	6	1	6	3	0	4	24	12.0
30	Reynolds, Victoria	2-1	64	32.0	10-20	.500	2-6	.333	2-2	1.000	1	6	7	3.5	6	0	7	10	3	6	24	12.0
25	Rogers, Gabby	2-2	42	21.0	5-7	.714	0-0	.000	2-2	1.000	0	1	1	0.5	9	1	3	3	0	0	12	6.0
05	Jones, Misha	2-1	26	13.0	3-8	.375	1-4	.250	1-2	.500	2	3	5	2.5	2	0	2	1	1	1	8	4.0
11	Pollard, Nyla	2-2	42	21.0	2-5	.400	2-4	.500	0-0	.000	0	1	1	0.5	8	1	1	1	0	1	6	3.0
15	Krause, Emma	2-0	27	13.5	1-6	.167	0-4	.000	1-1	1.000	0	2	2	1.0	4	0	3	4	0	0	3	1.5
21	Eichner, Bailey	2-0	13	6.5	1-2	.500	0-0	.000	0-0	.000	1	2	3	1.5	4	0	1	0	1	0	2	1.0
00	Underwood, Libby	1-0	8	8.0	0-1	.000	0-1	.000	1-2	.500	0	0	0	0.0	0	0	0	1	0	0	1	1.0
	Team										2	6	8					1				
	Total.....	2	400		50-103	.485	21-49	.429	24-30	.800	14	38	52	26.0	47	3	36	41	5	17	145	72.5
	Opponents.....	2	400		52-106	.491	15-32	.469	44-58	.759	20	42	62	31.0	30	0	33	30	3	17	163	81.5

TEAM STATISTICS	WM	OPP
SCORING	145	163
Points per game	72.5	81.5
Scoring margin	-9.0	-
FIELD GOALS-ATT	50-103	52-106
Field goal pct	.485	.491
3 POINT FG-ATT	21-49	15-32
3-point FG pct	.429	.469
3-pt FG made per game	10.5	7.5
FREE THROWS-ATT	24-30	44-58
Free throw pct	.800	.759
F-Throws made per game	12.0	22.0
REBOUNDS	52	62
Rebounds per game	26.0	31.0
Rebounding margin	-5.0	-
ASSISTS	36	33
Assists per game	18.0	16.5
TURNOVERS	41	30
Turnovers per game	20.5	15.0
Turnover margin	-5.5	-
Assist/turnover ratio	0.9	1.1
STEALS	17	17
Steals per game	8.5	8.5
BLOCKS	5	3
Blocks per game	2.5	1.5
ATTENDANCE	515	540
Home games-Avg/Game	1-515	1-540
Neutral site-Avg/Game	-	0-0

Date	Opponent	Score	Att.
* 01/06/19	atNortheastern	L 74-88	540
* 03/07/19	NORTHEASTERN	L 71-75	515

\* - CAA game

Score by Periods	1st	2nd	3rd	4th	Totals
William & Mary	46	19	49	31	145
Opponents	37	32	42	52	163



**W&M Women's Basketball**  
**William & Mary Combined Team Statistics (as of Mar 10, 2019)**  
**vs. #8 Elon**

RECORD:	OVERALL	HOME	AWAY	NEUTRAL
ALLGAMES	2-0	1-0	1-0	0-0
CONFERENCE	2-0	1-0	1-0	0-0
NON-CONFERENCE	0-0	0-0	0-0	0-0

##	Player	gp-gs	min	avg	Total		3-Point		F-Throw		Rebounds				pf	dq	a	to	blk	stl	pts	avg
					fg-fga	fg%	3fg-fga	3fg%	ft-fa	ft%	off	def	tot	avg								
12	Birdsong, Harper	2-0	34	17.0	9-18	.500	6-10	.600	2-2	1.000	1	3	4	2.0	4	0	4	3	1	2	26	13.0
02	Boggs, Bianca	2-2	65	32.5	9-19	.474	2-8	.250	6-8	.750	3	9	12	6.0	6	1	7	6	2	2	26	13.0
30	Reynolds, Victoria	2-2	73	36.5	6-13	.462	1-2	.500	10-15	.667	1	10	11	5.5	3	0	4	3	2	4	23	11.5
10	Hodgson, Eva	2-2	74	37.0	7-16	.438	2-8	.250	2-2	1.000	3	4	7	3.5	3	0	7	5	0	4	18	9.0
15	Krause, Emma	2-0	30	15.0	5-10	.500	5-9	.556	0-0	.000	1	0	1	0.5	3	0	1	1	1	0	15	7.5
05	Jones, Misha	2-0	19	9.5	2-3	.667	2-2	1.000	2-2	1.000	0	3	3	1.5	2	0	2	0	1	0	8	4.0
25	Rogers, Gabby	2-2	34	17.0	3-4	.750	0-0	.000	1-1	1.000	1	4	5	2.5	7	0	0	3	3	1	7	3.5
11	Pollard, Nyla	2-2	61	30.5	2-12	.167	1-7	.143	1-2	.500	3	1	4	2.0	2	0	3	5	1	1	6	3.0
20	Smith, Chandler	1-0	6	6.0	0-0	.000	0-0	.000	0-0	.000	0	0	0	0.0	1	0	0	1	0	1	0	0.0
21	Eichner, Bailey	2-0	4	2.0	0-0	.000	0-0	.000	0-0	.000	0	0	0	0.0	1	0	0	2	0	0	0	0.0
Team											2	1	3					1				
Total.....		2	400		43-95	.453	19-46	.413	24-32	.750	15	35	50	25.0	32	1	28	30	11	15	129	64.5
Opponents.....		2	400		45-108	.417	5-33	.152	24-33	.727	32	42	74	37.0	40	1	22	35	4	16	119	59.5

TEAM STATISTICS	WM	OPP
SCORING	129	119
Points per game	64.5	59.5
Scoring margin	+5.0	-
FIELD GOALS-ATT	43-95	45-108
Field goal pct	.453	.417
3 POINT FG-ATT	19-46	5-33
3-point FG pct	.413	.152
3-pt FG made per game	9.5	2.5
FREE THROWS-ATT	24-32	24-33
Free throw pct	.750	.727
F-Throws made per game	12.0	12.0
REBOUNDS	50	74
Rebounds per game	25.0	37.0
Rebounding margin	-12.0	-
ASSISTS	28	22
Assists per game	14.0	11.0
TURNOVERS	30	35
Turnovers per game	15.0	17.5
Turnover margin	+2.5	-
Assist/turnover ratio	0.9	0.6
STEALS	15	16
Steals per game	7.5	8.0
BLOCKS	11	4
Blocks per game	5.5	2.0
ATTENDANCE	904	527
Home games-Avg/Game	1-904	1-527
Neutral site-Avg/Game	-	0-0

Date	Opponent		Score	Att.
* 01/20/19	ELON	w	65-60	904
* 2/17/19	at Elon	w	64-59	527

\* - CAA game

Score by Periods	1st	2nd	3rd	4th	Totals
William & Mary	36	30	29	34	129
Opponents	22	37	33	27	119



**W&M Women's Basketball**  
**William & Mary Combined Team Statistics (as of Mar 10, 2019)**  
**vs. #9 Hofstra**

<b>RECORD:</b>	<b>OVERALL</b>	<b>HOME</b>	<b>AWAY</b>	<b>NEUTRAL</b>
ALL GAMES	2-0	1-0	1-0	0-0
CONFERENCE	2-0	1-0	1-0	0-0
NON-CONFERENCE	0-0	0-0	0-0	0-0

#	Player	gp-gs	min	avg	Total		3-Point		F-Throw		Rebounds				pf	dq	a	to	blk	stl	pts	avg
					fg-fga	fg%	3fg-fga	3fg%	ft-fa	ft%	off	def	tot	avg								
10	Hodgson, Eva	2-2	72	36.0	10-20	.500	4-8	.500	11-12	.917	2	0	2	1.0	6	0	3	4	3	3	35	17.5
02	Boggs, Bianca	2-2	73	36.5	11-28	.393	2-9	.222	9-9	1.000	1	16	17	8.5	4	0	10	10	4	2	33	16.5
05	Jones, Misha	2-2	29	14.5	6-9	.667	5-8	.625	6-6	1.000	2	2	4	2.0	3	0	2	0	0	0	23	11.5
12	Birdsong, Harper	2-0	38	19.0	4-12	.333	3-7	.429	4-6	.667	0	2	2	1.0	6	0	1	4	0	1	15	7.5
30	Reynolds, Victoria	2-0	38	19.0	5-7	.714	1-1	1.000	4-4	1.000	0	5	5	2.5	4	0	5	6	2	0	15	7.5
25	Rogers, Gabby	2-1	54	27.0	7-8	.875	0-0	.000	0-0	.000	0	9	9	4.5	5	0	1	2	1	3	14	7.0
11	Pollard, Nyla	2-2	61	30.5	2-7	.286	1-2	.500	3-4	.750	3	8	11	5.5	8	1	7	5	0	2	8	4.0
00	Underwood, Libby	1-0	4	4.0	0-0	.000	0-0	.000	0-0	.000	0	1	1	1.0	2	0	0	0	0	0	0	0.0
20	Smith, Chandler	1-1	4	4.0	0-1	.000	0-0	.000	0-0	.000	1	2	3	3.0	0	0	0	0	1	0	0	0.0
15	Krause, Emma	2-0	17	8.5	0-0	.000	0-0	.000	0-0	.000	0	2	2	1.0	1	0	1	0	1	0	0	0.0
21	Eichner, Bailey	2-0	10	5.0	0-0	.000	0-0	.000	0-0	.000	1	1	2	1.0	1	0	1	1	0	0	0	0.0
Team											0	2	2					1				
Total.....		2	400		45-92	.489	16-35	.457	37-41	.902	10	50	60	30.0	40	1	31	33	12	11	143	71.5
Opponents.....		2	400		45-115	.391	9-35	.257	28-38	.737	20	39	59	29.5	45	2	23	25	5	10	127	63.5

<b>TEAM STATISTICS</b>	<b>WM</b>	<b>OPP</b>	<b>Date</b>	<b>Opponent</b>	<b>Score</b>	<b>Att.</b>
SCORING	143	127	* 1/4/19	at Hofstra	w 60-55	323
Points per game	71.5	63.5	* 03/09/19	HOFSTRA	w 83-72	609
Scoring margin	+8.0	-	* - CAA game			
FIELD GOALS-ATT	45-92	45-115				
Field goal pct	.489	.391				
3 POINT FG-ATT	16-35	9-35				
3-point FG pct	.457	.257				
3-pt FG made per game	8.0	4.5				
FREE THROWS-ATT	37-41	28-38				
Free throw pct	.902	.737				
F-Throws made per game	18.5	14.0				
REBOUNDS	60	59				
Rebounds per game	30.0	29.5				
Rebounding margin	+0.5	-				
ASSISTS	31	23				
Assists per game	15.5	11.5				
TURNOVERS	33	25				
Turnovers per game	16.5	12.5				
Turnover margin	-4.0	-				
Assist/turnover ratio	0.9	0.9				
STEALS	11	10				
Steals per game	5.5	5.0				
BLOCKS	12	5				
Blocks per game	6.0	2.5				
ATTENDANCE	609	323				
Home games-Avg/Game	1-609	1-323				
Neutral site-Avg/Game	-	0-0				

<b>Score by Periods</b>	<b>1st</b>	<b>2nd</b>	<b>3rd</b>	<b>4th</b>	<b>Totals</b>
William & Mary	42	34	24	43	143
Opponents	31	30	31	35	127



**W&M Women's Basketball**  
**William & Mary Combined Team Statistics (as of Mar 10, 2019)**  
**vs. #10 Charleston**

<b>RECORD:</b>	<b>OVERALL</b>	<b>HOME</b>	<b>AWAY</b>	<b>NEUTRAL</b>
ALL GAMES	0-2	0-1	0-1	0-0
CONFERENCE	0-2	0-1	0-1	0-0
NON-CONFERENCE	0-0	0-0	0-0	0-0

##	Player	gp-gs	min	avg	Total		3-Point		F-Throw		Rebounds				pf	dq	a	to	blk	stl	pts	avg
					fg-fga	fg%	3fg-fga	3fg%	ft-fa	ft%	off	def	tot	avg								
02	Boggs, Bianca	2-2	88	44.0	15-35	.429	4-11	.364	7-16	.438	2	12	14	7.0	6	1	8	14	2	7	41	20.5
30	Reynolds, Victoria	2-2	84	42.0	8-23	.348	2-4	.500	7-8	.875	3	12	15	7.5	5	0	10	5	2	4	25	12.5
25	Rogers, Gabby	2-0	52	26.0	5-14	.357	0-0	.000	7-8	.875	8	9	17	8.5	5	0	1	1	2	2	17	8.5
12	Birdsong, Harper	2-0	47	23.5	6-20	.300	4-9	.444	0-0	.000	4	4	8	4.0	2	0	0	3	0	0	16	8.0
10	Hodgson, Eva	2-2	62	31.0	6-13	.462	2-3	.667	1-2	.500	3	0	3	1.5	3	0	3	7	1	3	15	7.5
11	Pollard, Nyla	2-2	69	34.5	4-12	.333	0-6	.000	1-2	.500	2	4	6	3.0	4	0	7	4	1	4	9	4.5
05	Jones, Misha	2-0	34	17.0	3-9	.333	2-7	.286	0-0	.000	0	3	3	1.5	4	0	3	2	1	0	8	4.0
20	Smith, Chandler	1-0	1	1.0	0-0	.000	0-0	.000	0-0	.000	0	1	1	1.0	0	0	0	1	0	0	0	0.0
15	Krause, Emma	2-2	13	6.5	0-1	.000	0-0	.000	0-0	.000	0	0	0	0.0	1	0	0	2	1	0	0	0.0
Team											3	4	7									
Total.....		2	450		47-127	.370	14-40	.350	23-36	.639	25	49	74	37.0	30	1	32	39	10	20	131	65.5
Opponents.....		2	450		57-127	.449	11-30	.367	20-27	.741	24	61	85	42.5	36	1	26	41	5	28	145	72.5

<b>TEAM STATISTICS</b>	<b>WM</b>	<b>OPP</b>	<b>Date</b>	<b>Opponent</b>	<b>Score</b>	<b>Att.</b>
SCORING	131	145	* 01/13/19	COL. OF CHARLESTON	L	54-66
Points per game	65.5	72.5	* 02/08/19	at Charleston	Lo2	77-79
Scoring margin	-7.0	-				
FIELD GOALS-ATT	47-127	57-127	* - CAA game			
Field goal pct	.370	.449				
3 POINT FG-ATT	14-40	11-30				
3-point FG pct	.350	.367				
3-pt FG made per game	7.0	5.5				
FREE THROWS-ATT	23-36	20-27				
Free throw pct	.639	.741				
F-Throws made per game	11.5	10.0				
REBOUNDS	74	85				
Rebounds per game	37.0	42.5				
Rebounding margin	-5.5	-				
ASSISTS	32	26				
Assists per game	16.0	13.0				
TURNOVERS	39	41				
Turnovers per game	19.5	20.5				
Turnover margin	+1.0	-				
Assist/turnover ratio	0.8	0.6				
STEALS	20	28				
Steals per game	10.0	14.0				
BLOCKS	10	5				
Blocks per game	5.0	2.5				
ATTENDANCE	582	3031				
Home games-Avg/Game	1-582	1-3031				
Neutral site-Avg/Game	-	0-0				

<b>Score by Periods</b>	<b>1st</b>	<b>2nd</b>	<b>3rd</b>	<b>4th</b>	<b>OT</b>	<b>OT2</b>	<b>Totals</b>
William & Mary	22	33	33	29	9	5	131
Opponents	32	25	36	36	9	7	145

## Bianca Boggs is William & Mary's total package

By Dave Johnson

There are 349 women's basketball teams in NCAA Division I. Multiply that by 12, a conservative estimate for names on each roster, and there are nearly 4,200 players across the nation.

Only six of them lead their team in points, rebounds, assists, steals and blocked shots. One of them is William and Mary senior Bianca Boggs, who eventually came to recognize that on most nights she's the best player on the floor.

Going into Friday night's matchup against UNC Wilmington, Boggs is averaging 16.9 points, 6.9 rebounds, 4.0 assists, 2.5 steals and 1.2 blocked shots per game. She has that complete-player style you'd expect of someone who grew up studying Candace Parker and Kristi Toliver.

"I've always been taught that basketball isn't just about scoring," Boggs said, "that you can affect the game in different ways. My dad always drove that into my head."

"That definitely means a lot because I do pour a lot of energy into every aspect of the game. For it to show up statistically is pretty cool."

Though she didn't reach quadruple digits in her high school career, Boggs has scored 1,145 points in less than 3 ½ seasons at William and Mary. That places her 15th on the Tribe's all-time scoring list.

With at least 18 games remaining in her senior year, Boggs is on pace to overtake Ashleigh Akens for sixth. She has a realistic chance of cracking the top five.

The ability was always there. Boggs, a 5-foot-8 guard from Waldorf, Md., just had to realize she had it.

"I think back to her sophomore year when we were at Old Dominion," W&M coach Ed Swanson said. "She had 18 points and (six) rebounds, and a friend of mine who is a Division I coach called me. He said, 'Does Bianca know she's the best player on the court?'"

"I said, 'No, she doesn't, and that's the problem.' Now she does. Now she takes the floor with that confidence and the responsibility that comes with being the best player on the floor."

In her first two seasons, Boggs played on a veteran team led by Marlena Tremba and Alexandra Masaquel. She was a starter from day one, but Boggs played the role of a complementary scorer.

As a junior last season, with Tremba and Masaquel having graduated, Boggs doubled her scoring average to 15.2 points a game. Lest there be any doubt that she had the goods, she had 26 points and 11 rebounds, both career highs, in the season opener against Howard.



Boggs has become, in Swanson's words, "the face of the program." And that's not just because of what she does on the floor.

In the classroom, Boggs carries a 3.28 grade-point average. Curious about the Earth and climate change, she is majoring in geology. After graduating in May, she's considering graduate school for her master's in engineering.

As the secretary of her sorority, Zeta Phi Beta, she is involved in several community projects. Among them: Cleaning an area of Ironbound Road for Adopt a Spot, visiting retirement homes, and raising money for the American Cancer Society and March of Dimes.

Along with Paul Rowley from W&M's men's team, Boggs was selected as one of 30 national candidates for the Senior CLASS Award. The honor focuses on an athlete's total picture in competition, the classroom, character, and the community.

"Like I try to be a well-rounded player, I try to be a well-rounded person," Boggs said. "For it to be recognized that I do well in the classroom and well on the court and try to make a difference in the community was really cool." The recognition didn't surprise Swanson.

"I could talk about her for hours, really," he said. "This is the type of person we're looking for. She's a great ambassador for our program."

"When recruits come to visit our campus and maybe watch practice, I point to her. I point to her and say, 'That's what we're looking for right there.'"



## Former Conant High star finds a home on college court in Virginia

By: Michael M. McMahon

Basketball has always provided a path for Eva Hodgson. The game launched her into an uncharted map covered with winding, bumpy roads. Her destination was always clear though, bubbling in the back of her mind. She wanted to stand out.

But she didn't want the way laid out for her. Rather, she wanted to forge her own way.

She has paved her way from the back roads of Route 124 to the bright lights of the Colonial Athletic Conference, and into the starting five as a freshman for the Division I William & Mary women's basketball team.

The 5-foot-10 point guard has played in 18 games for the Tribe, starting every one of them, and is averaging 8.7 points per game.

To know how Hodgson came to average 30 minutes a night as a freshman, you have to know a little about her past. Rindge is a small-town hoops haven, where local legends live on forever in the form of tapestries hung inside the dimly-lit Pratt Auditorium at Conant High School in neighboring Jaffrey.

You have to know her family, rich in basketball tradition. Her parents, Gregory and Sherree, played Division III ball in college. Her older brothers helped bring numerous state championships to town. Hodgson is one of seven siblings, with four older brothers, one of whom, Ezra, played college basketball at Plattsburgh State in upstate New York.

Hodgson set a goal in middle school: play college basketball.

"It was in my blood. That was what I was supposed to be doing," Hodgson said of her basketball lineage. "It's something I fell in love with quickly, being able to watch my brothers play."

But that lineage also posed an early challenge: Hodgson wanted to make her own name.

She did just that, helping the Orioles to their sixth girls' state championship as a freshman. She then left Conant for New Hampton School, where the guard refined her skills while leading New Hampton to the NEPSAC Class AA final as a senior.

Division I colleges came calling.

She was recruited by a couple of Ivy League colleges, but decided on William & Mary in Williamsburg, Va., for its academic reputation, and for another reason that perhaps encapsulates her best.

The Tribe, 11-7, never have won a conference championship and never have appeared in the NCAA Tournament.

"I want to be a part of the first," Hodgson said. "That's something we say every day. That is something that drives us. That would be huge and to appear in the NCAA; that's something that would go down in history."

Along the way, she has found her game as a solid offensive contributor with a strong shot. She plays with emotion and high-energy, and often is the first to pick a teammate up off the floor. Rare is the moment she is not communicating. She calls herself "personable"



on the floor.

That ability to communicate and connect has helped her gain trust from her coaches and teammates. Losing their starting point guard to graduation coming into the season, Tribe Coach Ed Swanson knew Hodgson was responsible enough to run the point on day one.

"She is a tough kid," Swanson said. "You can knock her down and she rises to the challenge, and I think that is what keeps her out there that long. ... You raise the bar and she goes after it."

"She is just scratching the surface for how good she is going to be," Swanson added. "The intangibles — you can't measure it on the stats sheet. The players have confidence in her, the upperclassmen. And that is something that you don't always see in a freshman."

The transition hasn't been easy, however. Hodgson has had to learn something with every new move she makes. She has risen from high school to prep, prep to AAU, and now to the college ranks, where teams study her every move on film. Not to mention that Hodgson is a college freshman, adjusting to life on her own, 600 hundred miles from home.

"Not having my comfort zone, I have had some breakdowns," Hodgson said. "I am thankful for it. My family is always going to be there, they are always going to support me. ..."

"But in order to grow," she said. "I had to go away."

So, while Hodgson has set out on her own path, determined to go farther and be bolder, she still keeps the lessons she learned under the shadow of Mount Monadnock tucked close to her chest. She's pulls them out in the tough times, easing her mind on those long bus rides.

"Growing up our parents told us this sport was a privilege," Hodgson said. "I thank God for the opportunities, even on the hardest days. I have had hard days in the past, but I look back on what basketball has given me. I'm grateful."

**CAA WOMEN'S BASKETBALL CHAMPIONSHIP**  
**MARCH 13 – MARCH 16, 2019**  
 AT  
**THE UNIVERSITY of DELAWARE**

**Wednesday, March 13**  
**Opening Round**

**Thursday, March 14**  
**Quarterfinals**

**Friday, March 15**  
**Semifinals**

**Saturday, March 16**  
**Championship Game**

