



#MARCHONTRIBE

WILLIAM & MARY BASKETBALL

JEANNE GAUMONT
SENIOR, GUARD/FORWARD

BIANCA BOGGS
ALL-CAA FIRST-TEAM
CAA ALL-DEFENSIVE TEAM

ABBY RENDLE
ALL-CAA THIRD-TEAM
CAA ALL-DEFENSIVE TEAM

JENNA GREEN
SENIOR, GUARD



2018 CAA TOURNAMENT GUIDE



WILLIAM & MARY

MEDIA RELATIONS DIRECTOR: Andrew Phillips / PHONE: (757) 221-3344 / CELL: (804) 840-4439 / EMAIL: atphillips01@wm.edu

TRIBE BY THE NUMBERS

1	Senior Jenna Green is one assist away from setting the school record for single-season assists at 173 helpers.
6	W&M is the No. 6 seed in this year's CAA Tournament. It is the fifth time in school history, W&M has been the six-seed in the event.
25	Junior Bianca Boggs has been in double-figures 25 times this season, which ranks her tied for fifth in single-season school history.
40%	Fourteen of W&M's 16 wins this season has come when the team has shot 40-percent from the floor or better.
60	Sophomore Nari Garner has connected on 60 3-pointers this season for the Green and Gold. That number ranks her 10th all-time in single-season history.
114	Senior Jenna Green is now tied for first in school history with 114 games started. With a start today, she'll become the school's all-time leader in the category.
217	W&M has recorded a single-season school record 217 blocks this season, which is 7.5 per game. Both of those numbers lead the country.
349	Senior Abby Rendle has a W&M and CAA record 349 career blocks. It is the third most active blocks in the NCAA.
452	Bianca Boggs has scored 452 points this season, which puts her 10th in single-season school history. She needs five more points to move into ninth in single-season history.
1084	Senior Abby Rendle is 16th all-time in school history with 1,084 points in her career. She needs just 28 more points to move into 15th all-time.

GAME

30

NO. 6 WILLIAM & MARY (16-13, 7-11 CAA) vs. NO. 3 ELON (22-7, 14-4 CAA)

Thursday, March 8, 2018 | 7:30 PM | Philadelphia, Pa. | Daskalakis Athletic Center
Video: CAA.TV | Live Stats: CAASports.com

SERIES HISTORY

ALL-TIME	Elon leads 9-4	Last: Elon, 82-61 (3/1/18) (Alumni Gym)
NEUTRAL	Elon leads 1-0	Last: Elon, 88-60 (3/10/17) (JMU Convocation Center)

W&M NEWS AND NOTES

- The No.6 seed William & Mary women's basketball team begins the 2018 CAA Women's Basketball Tournament in the quarterfinals as they play the No. 3 seed Elon on Thursday, March 8 at the Daskalakis Athletic Center in Philadelphia. Tip-off between the Tribe and the Phoenix is set for 7:30 p.m.
- W&M had three players honored with five CAA postseason awards the league announced on Wednesday morning. Junior Bianca Boggs headlined the awards as she became the first Tribe player in a decade to be named to the league's first team. The junior was also tabbed to the league's all-defensive team. Senior Abby Rendle earned third-team and all-defensive honors, while freshman Nyla Pollard was tabbed to the league's all-rookie team.
- The Tribe will be the six seed for the fifth time in program history, as W&M has posted a 1-4 record the previous four times. The Green and Gold has been the seventh seed the most time in program history, nine times. The highest the Tribe has been seeded is fourth, which it accomplished last season.
- In the tournament, the Tribe has posted an 11-34 record and will now appear in all 35 CAA Tournaments. The Tribe has played seven of the 9 current other CAA members in previous tournaments, but has never played Charleston or Northeastern. Hofstra is W&M's most common tournament counterpart meeting eight times.
- W&M and Elon split the regular season series with each team winning on its home floor. The Tribe picked up an 81-75 victory in January as five players were in double-figures for the Green and Gold. The Phoenix evened the score as it picked up an 82-61 victory just six days ago at Alumni Gym. Elon leads the all-time series with W&M 9-4, including winning eight of the nine games since joining the league. The teams met in last year's CAA Semifinals.
- W&M has won 16 games, which is tied for the fourth most in school history. It also assures the Tribe of its second straight winning season. It is the first time since 2005-06 and 2006-07 that the Green and Gold has posted back-to-back winning seasons.
- Senior Jenna Green, who is a captain, has rarely left the court this season. The senior has logged a league-best 1,099 minutes, which is 37.9 minutes per game. She has played every minute in 11 games this season. Green's minutes average is third in single-season school history, and 11th in the country, while her minutes played are third in single-season school history, and are 32nd in the NCAA.
- CAA All-Rookie selection freshman Nyla Pollard has appeared in 29 games and started 26 of those contests. Among W&M freshman, Pollard ranks tied for 10th in games played, and is just six assists shy of moving into the top 10 in freshman history.
- The senior class - Jeanne Gaumont, Jenna Green, and Abby Rendle are now the winningest class in school history. The trio has won 66 times in their W&M careers, and became the winningest class in school history with the victory over Charleston on Jan. 26.
- Senior Abby Rendle recorded W&M's third triple-double in school history when she had 25 points, 17 rebounds, and 10 blocks in the overtime win at East Carolina. She is one of just five players in the country to record, at least, one triple-double this year. Rendle has had a triple-double in each of the last three seasons.
- Sophomore Nari Garner has worked herself into the Tribe's top reserve this season. She has been in double-figures in 12 games, including eight of the last 11 games. The Tampa, Fla. native leads the team with 60 3-pointers made, which is tied for 10th in W&M single-season history. She earned her first three career starts from Jan. 26-Feb. 2.

W&M NEWS AND NOTES CONTINUED

• Senior Abby Rendle became the 19th player in school history to record her 1,000th career point with her second quarter lay-up at Delaware on Feb. 9. She becomes the third player in the last three years reach the clip, and is the second player (Marlena Tremba) in the last three years to reach the milestone at Delaware. She sits in 16th place all-time with 1,084 points and needs 28 more points to move into 15th in school history.

• W&M has scored more than 70 points in 15 times this season, and has posted a 12-3 record during those contests.

• This season, the Tribe is 9-2 when shooting better than 45-percent. For the year, the Green and Gold is second the CAA and ranks 89th in the country at 42.3-percent.

• After losing its top two scorers from last season, W&M has put, at least, three players in double-figures in 23 games this season. Junior Bianca Boggs has been in double-figures in 25 of 29 contests to lead the squad. Seniors Abby Rendle (21 times) and Jenna Green (19 times), as well as sophomores Victoria Reynolds (15 times) and Nari Garner (12 times), and freshman Nyla Pollard (twice) have also scored in double-figures, in at least one game, this season.

• Not only is senior Jenna Green scoring at a higher rate this season, but she is also finding her teammates at a higher clip. The Clifton, Virginia native has been in double-figures in 19 games and is averaging 10.7 points per game. She has added 172 assists, which are 24th in the NCAA, and her 5.9 assists per game rank her 23rd. Green, who is the school record holder for assists, with 526 career dimes that rank her 17th among active players in the country.

• W&M's and the CAA's new all-time blocks leader Third-Team All-CAA and All-Defensive selection senior Abby Rendle broke the school record with her 256th career block in the game against Davidson, and then topped the league's record with her 274th career block versus ODU. She added another school and conference record as she had a single-game record of 11 blocks against Charleston on Jan. 26. Rendle is the nation's top shot blocker and is leading the country with 127 blocks and 4.4 bpg. Her 349 career blocks are also the third-most active blocks in the country, and her 3.3 blocks per game are the most active in the country. The senior has reset her W&M single-season and now holds the CAA single-season block record with 127 blocks this year and counting.

• First-Team All-CAA and CAA All-Defensive team honoree junior Bianca Boggs has become one of the top players in the CAA this season. She has been the team's leading scorer 15 times, and recorded the most points in a game by a CAA player this season when she scored a career-high 33 points at St. Francis. The junior is averaging 15.6 points per game, which is second in the CAA, to go along with 4.6 rebounds, and 3.0 assists, and 2.2 steals. The Waldorf, Md. native has scored 452 points needs just five points to move into ninth place on the single-season scoring chart.

• A big key to the Tribe's success this season has been well they share the basketball. W&M is averaging 18.4 assists per game in its victories, but just 12.4 in its losses.

**ALL-TIME CAA RECORD
BY W&M SEED**

SEED	TIMES	RECORD
1	0	0-0
2	0	0-0
3	0	0-0
4	4	2-4
5	4	2-4
6	5	1-4
7	9	2-9
8	1	0-1
9	6	3-6
10	2	1-2
11	2	0-2
12	1	0-1

**ALL-TIME RECORD VS.
CAA TOURNAMENT OPP.**

TEAM	RECORD
American	1-0
College of Charleston	0-0
Delaware	1-0
Drexel	1-1
East Carolina	0-4
Elon	0-1
George Mason	2-3
Georgia State	1-1
Hofstra	2-6
James Madison	1-3
UNCW	1-1
Northeastern	0-0
Old Dominion	0-7
Richmond	1-3
Towson	0-1
VCU	1-3
Total	11-34

Bold denotes current CAA member

ALL-TIME CAA TOURNAMENT RESULTS

YEAR	OPPONENT	RESULT
1984	James Madison	L, 43-73
1985	James Madison	L, 48-68
1986	East Carolina	L, 84-56
1987	East Carolina	L, 43-65
1988	Richmond	L, 40-54
1989	Richmond	L, 54-65
1990	George Mason	L, 61-68
1991	East Carolina	L, 56-70
1992	Richmond	L, 55-63
1993	James Madison	W, 60-58
	American	W, 83-60
	Old Dominion	L, 51-65
1994	Richmond	W, 76-62
	Old Dominion	L, 66-88
1995	George Mason	W, 62-56
	Old Dominion	L, 37-96
1996	George Mason	L, 69-80
1997	UNCW	W, 62-36
	Old Dominion	L, 35-101
1998	East Carolina	L, 59-68
1999	VCU	L, 54-65
2000	George Mason	L, 75-84
2001	VCU	W, 67-60
	Old Dominion	L, 49-62
2002	Hofstra	W, 77-69
	Old Dominion	L, 52-73
2003	Hofstra	L, 66-69
2004	Drexel	W, 80-70
	Old Dominion	L, 56-82
2005	Hofstra	L, 68-52
2006	Georgia State	L, 66-81
2007	George Mason	W, 79-66
	Hofstra	L, 46-71
2008	Georgia State	W, 82-60
	James Madison	L, 46-53
2009	Hofstra	W, 63-62
	VCU	L, 52-72
2010	Hofstra	L, 50-66
2011	Hofstra	L, 67-89
2012	VCU	L, 69-78
2013	Drexel	L, 31-65
2014	UNCW	L, 65-67
2015	Hofstra	L, 51-64
2016	Towson	L, 65-71
2017	Delaware	W, 59-44
	Elon	L, 60-88
2018	Elon	3/8/18

Total 11-34

	Nov. 11 at Howard	W, 83-71	W&M jumped out to a 24 point first-half lead and never looked back in the 83-71 win. Junior Bianca Boggs had a double-double (26 pts, 11 rebs) leading three in double figures.
	NOV. 14 FAIRFIELD	W, 57-47	Seniors Jenna Green (11 pts, 11 reb.) and Abby Rendle (10 pts, 13 reb.) had double-doubles to lead the Tribe to a 10-point home opening win in the first-ever meeting vs. Fairfield.
	Nov. 17 at St. John's	L, 81-92	Senior Abby Rendle led the Tribe with 22 points, five rebounds, and five blocks, but the Tribe couldn't overcome a big third quarter from St. John's, suffering its first loss of the season.
	Nov. 21 at East Carolina	W, 71-65 (ot)	Senior Abby Rendle notched her third career triple-double with 25 points, 17 rebounds, and 10 blocks as the Tribe picked up a hard fought road win in overtime at East Carolina.
	NOV. 25 LOYOLA	W, 70-49	Four players scored in double-figures as William & Mary led from start to finish in a 70-49 triumph versus Loyola. Victoria Reynolds led the Tribe with 13 points.
	NOV. 27 DAVIDSON	W, 73-54	Sophomore Nari Garner scored a career-high 20 points with 17 in the fourth quarter and senior Abby Rendle broke the school record for blocks in the 73-54 victory.
	Nov. 29 at Richmond	W, 78-64	Sophomore Nari Garner and Victoria Reynolds each scored 18 points as W&M topped Richmond 78-64. It was the first win at Richmond since '06 and second straight vs. UofR.
	Dec. 2 at St. Francis	W, 92-86	Bianca Boggs scored a career-high 33 points to lead four in double-figures as the Tribe won its fifth straight game. Abby Rendle had a double-double with 11 pts. and 10 rebs.
	DEC. 5 USC UPSTATE	W, 83-63	W&M jumped out to a 30-12 first quarter advantage and never looked back. Nari Garner led all scorers with 15 points, while Nyla Pollard had a career-high 14.
	DEC. 17 OLD DOMINION	W, 75-68	W&M outscored Old Dominion 25-14 in the third quarter on its way to its third straight triumph over the Monarchs. Senior Abby Rendle scored 19 points and added nine blocks.
	DEC. 21 NORFOLK STATE	L, 74-80	The Tribe battled to force overtime, but fell to in-state foe Norfolk State in the non-conference finale. Junior Bianca Boggs scored a game-high 22 points.
	Dec. 29 at Charleston *	W, 68-54	The Green and Gold won its third straight CAA opener as it cruised past College of Charleston 68-54. Senior Abby Rendle scored a game and career-high 26 points.
	Dec. 31 at UNCW*	W, 66-53	For the second-time in three seasons the Tribe improved to 2-0 in CAA play with its second consecutive league road win. Jenna Green & Bianca Boggs each had 17 points.
	JAN. 7 TOWSON*	L, 66-67	W&M's fourth quarter comeback attempt fell just short as the Tribe fell 67-66 to Towson. Senior Abby Rendle and junior Bianca Boggs each had 16 points in the loss.
	JAN. 9 DREXEL*	L, 65-58	Drexel used a pair of runs in the fourth quarter and overtime to come from behind and top the Tribe. Junior Bianca Boggs finished with a game-high 17 points.
	JAN. 14 ELON *	W, 81-75	For the first time since 2014-15, W&M put five players in double-figures as it topped defending league champion Elon. Bianca Boggs had 20, while Nari Garner added 19.
	Jan. 19 at Hofstra *	L, 54-65	Junior Bianca Boggs and sophomore Victoria Reynolds scored 15 points apiece, but the Tribe dropped a game at Hofstra on Education Day.
	Jan. 21 at Northeastern *	L, 46-64	W&M couldn't overcome its coldest shooting game of the season and scored a season-low 46 points at Northeastern. Bianca Boggs paced the Tribe with 15.
	JAN. 26 CHARLESTON *	W, 79-66	The Green and Gold completed the sweep of CofC with a furious second half comeback. Five players scored in double-figures, including three with double-doubles.
	JAN. 28 HOFSTRA	W, 63-53	W&M took the lead midway through the second quarter, and never looked back as it avenged a road loss to Hofstra. Junior Bianca Boggs scored a game-high 24 points.
	FEB. 2 JAMES MADISON	L, 41-86	The Tribe couldn't overcome a hot-shooting James Madison, falling to the first place Dukes on Friday. Junior Bianca Boggs had 14, while senior Jenna Green added 12.
	Feb. 4 at Towson *	W, 75-63	W&M used a 13-0 run late in the first quarter and never looked back to even the season series with Towson. Jenna Green led all scorers 22 points, while Bianca Boggs had 21.
	Feb. 9 at Delaware *	L, 59-68	Senior Abby Rendle scored her 1000th point and paced the Tribe with 18 in the setback at Delaware. The Tribe erased an 11-point deficit, but could only tie it in the final quarter.
	FEB. 11 NORTHEASTERN*	W, 71-53	The Tribe used a 17-0 run to close the first quarter and open the second as it evened the season series with NU. Bianca Boggs & Victoria Reynolds each had 19 points.
	FEB. 16 UNCW *	L, 49-64	UNCW evened the series with a road win over the Tribe. Senior Abby Rendle had 15 points and eight rebounds, while sophomore Nari Garner had 14 points.
	Feb. 18 at Drexel *	L, 34-54	W&M couldn't overcome a cold shooting day as the Tribe fell at Drexel. Junior Bianca Boggs was the lone player in double-figures with 12 points.
	Feb. 23 DELAWARE *	L, 52-61	The Tribe couldn't overcome a second half 18-point deficit as it got as close as six in the fourth quarter. Abby Rendle and Jenna Green each had 12 points on Senior Night.
	Mar. 1 at Elon *	L, 61-82	Elon connected on 10 3-pointers and used an 18-0 run to even the season series. Seniors Abby Rendle (16 pts) and Jenna Green (15 pts) led the Tribe
	Mar. 3 at James Madison *	L, 64-70	The Tribe nearly erased an 18-point deficit getting as close as two in the fourth quarter, but couldn't overcome the early hole. Sophomore Nari Garner had a career-high 20 pts
	Mar. 7-10	CAA Championship	Drexel hosts the 2018 CAA Championships in Philadelphia, Pa. W&M won its first CAA Tournament game since 2009 and advanced to the CAA Semis for the first time since 2001 last season.



GENERAL INFORMATION

Name: College of William & Mary
Location: Williamsburg, Va.
Founded: 1693 (2nd oldest college in U.S.)
Enrollment (includes graduate): 8,617
Nickname: Tribe
Colors: Green, Gold and Silver
Arena (capacity): Kaplan Arena (8,600)
Affiliation: NCAA Division I
Conference: Colonial Athletic Association (CAA)
President: W. Taylor Reveley (Princeton, 1965)
Chancellor: Robert M. Gates (William & Mary, 1965)
Director of Athletics: Samantha K. Huge (Gordon, 1992)

WOMEN'S BASKETBALL INFORMATION

Head Coach: Ed Swanson (Sacred Heart, 1989)
Record at W&M: 74-76 (fifth season)
Career Record: 480-340 (28th season)
Assistant Coach: Lynne-Ann Kokoski (Bryant, 2008)
Assistant Coach: Chanel Murchison (William & Mary, 2013)
Assistant Coach: Sarah Eichler (Green Bay, 2013)
Director of Operations: Chelsie Scheweers (CNU, 2011)
2016-17 Record (CAA): 20-11 (9-9/4th)
Starters Returning/Lost: 3/2
Letterwinners Returning/Lost: 9/5
First Year of Basketball: 1919-20
All-Time Record: 655-952-9
WNIT Appearances: None
NCAA Appearances: None

TRIBE TRENDS

WILLIAM & MARY RECORD	
Overall.....	16-13
CAA Games.....	7-11
Leads at halftime.....	12-2
Trails at halftime.....	4-11
Tied at Halftime.....	0-0
Home.....	9-6
Away.....	7-7
Neutral.....	0-0
BY MONTH	
November.....	6-1
December.....	5-1
January.....	3-4
February.....	2-5
March.....	0-2
SCORING...	
W&M scores fewer than 40 pts.....	0-1
W&M scores 40-49.....	0-3
W&M scores 50-59.....	1-4
W&M scores 60-69.....	3-3
W&M scores 70-79.....	8-1
W&M scores 80+.....	4-2
Opp. scores fewer than 40 pts.....	0-0
Opp. scores 40-49.....	2-1
Opp. scores 50-59.....	6-0
Opp. scores 60-69.....	5-7
Opp. scores 70-79.....	2-1
Opp. scores 80+.....	1-3
FROM THE FIELD ...	
W&M shoots below 35%.....	0-5
W&M shoots better than 35%.....	16-8
W&M shoots better than 40%.....	14-5
W&M shoots better than 45%.....	9-2
W&M shoots better than 50%.....	2-2
FINAL MARGIN	
1-3 points.....	0-1
4-7 points.....	3-3
8-10 points.....	2-2
11-15 points.....	6-3
16+ points.....	5-4
In Overtime.....	1-2
BATTLE OF THE BOARDS	
Outrebounding opponent.....	6-2
Outrebounded by opponent.....	10-11
Rebounds are even.....	0-0
DOWN TO THE WIRE	
Leading with 5:00 left.....	16-2
Trailing with 5:00 left.....	0-11
Tied with 5:00 left.....	0-0
LAYING IT ON THE LINE...	
W&M attempts more free throws.....	10-3
Opp. attempts more free throws.....	5-10
Free Throws are even.....	1-0
JERSEY COLOR	
White.....	8-5
Green.....	6-5
Gold.....	2-2
Pink.....	0-1
STRENGTH OF OPPOSITION	
vs. Top 25 teams.....	0-0
vs. teams with a winning record.....	4-9
vs. teams .500 record.....	3-1
vs. teams with a losing record.....	8-3
STREAKING	
Coming off a win.....	9-7
Coming off of a loss.....	6-6
Longest Winning Streak.....	W-7
Longest Losing Streak.....	L-5
Current Streak.....	L-5

LAST GAME STARTERS

2	BIANCA BOGGS		So. • G • 5-9		Waldorf, Md./St. Mary's Ryken					
	G-GS	PPG	RPG	APG	FG%	3P%	FT%	STL	BLK	
	29-29	15.6	4.7	3.0	.426	.325	.748	64	24	
11	NYLA POLLARD		Fr. • G • 5-10		Virginia Beach, Va./Princess Anne					
	G-GS	PPG	RPG	APG	FG%	3P%	FT%	STL	BLK	
	29-26	3.9	1.7	1.6	.353	.277	.760	14	4	
12	JENNA GREEN		Sr. • G • 5-7		Clifton, Va./Centreville					
	G-GS	PPG	RPG	APG	FG%	3P%	FT%	STL	BLK	
	29-29	10.7	3.7	5.9	.412	.284	.708	44	13	
24	ABBY RENDLE		Sr. • C • 6-4		Reston, Va./South Lakes					
	G-GS	PPG	RPG	APG	FG%	3P%	FT%	STL	BLK	
	29-29	11.8	7.7	1.3	.532	-	.640	33	127	
30	VICTORIA REYNOLDS		So. • F • 5-10		Pasadena, Md./Archbishop Spalding					
	G-GS	PPG	RPG	APG	FG%	3P%	FT%	STL	BLK	
	29-29	10.5	7.0	2.1	.475	.242	.727	68	22	

RESERVES

POS.	NO.	NAME	HT.	CL.	G-GS	PPG	RPG	APG	FG%	3P%	FT%	MISC.
G	0	Libby Underwood	5-9	Fr.	26-0	1.1	0.6	0.3	.200	.200	.636	2 stl.
NOTE: Scored a career-high eight points in the Tribe win versus USC Upstate.												
G	3	Ashley Taylor	5-8	So.	13-0	0.4	0.5	0.1	.222	.333	-	1 stl.
NOTE: Knocked down a jumper against Elon on Thursday night.												
G/F	4	Jeanne Gaumont	6-0	Sr.	10-0	1.4	1.7	0.3	.222	.125	.556	5 stl.
NOTE: Will miss the remainder of the year with an injury												
G/F	5	Misha Jones	5-9	Jr.	27-0	1.6	1.2	0.6	.317	.269	.909	6 stl.
NOTE: Team captain, who matched a career-high with seven points against Upstate												
G	10	Nari Garner	5-7	So.	28-4	8.2	1.4	0.5	.348	.347	.818	15 stl.
NOTE: Tenth all-time in single-season history with 60 made 3-pointers this season.												
C	20	Chandler Smith	6-3	Jr.	21-0	0.5	0.6	0.4	.294	-	-	9 blk
NOTE: Reserve post that has appeared in 53 career games.												
G/F	21	Bailey Eichner	6-1	Fr.	16-0	0.5	0.9	0.1	.333	.000	.500	2 blk
NOTE: Scored a career-high four-points and grabbed a career-high five boards vs. JMU (2/2)												
C	25	Gabby Rogers	6-1	Fr.	28-0	2.0	1.7	0.3	.523	-	.692	10 stl
NOTE: Scored nine points and had four rebounds in the win versus Howard.												
G	31	Harper Birdsong	5-10	So.	-	-	-	-	-	-	-	-
NOTE: Transfer from George Washington that has to sit out the 2017-18 because of NCAA rules.												

W&M INDIVIDUAL SUPERLATIVES

Double-Digit Games	15-16	16-17	17-18	Career	Double-Doubles	15-16	16-17	17-18	Career
Abby Rendle	13	13	21	57	Abby Rendle	3	2	6	12
Bianca Boggs	9	8	25	42	Jenna Green	-	-	3	3
Jenna Green	2	6	18	30	Bianca Boggs	1	-	1	2
Victoria Reynolds	-	4	15	19	Victoria Reynolds	-	-	1	1
Nari Garner	-	-	12	12	Triple-Doubles				
Nyla Pollard	-	-	3	3	Abby Rendle	1	1	1	3
Jeanne Gaumont	2	-	-	2	Leading Scorer (times): - Boggs (15), Rendle (9), Garner (4), Reynolds (4), Green (3)				
20-Point Games					Leading Rebounder (times): - Rendle (15), Reynolds (11), Boggs (4), Gaumont (1), Green (1)				
Bianca Boggs	-	-	7	7	Leading Assists (times): - Green (25), Boggs (3), Jones (2), Pollard (1), Reynolds (2), Rendle (2)				
Abby Rendle	2	-	3	5	Charges (times): - Jones (7), Gaumont (4), Rogers (3), Eichner (2)				
Nari Garner	-	-	2	2	Three-Point Plays (Made/Attempted): - Green (6-6), Garner (1-1), Jones (1-1), Pollard (1-1) Rogers (1-1), Boggs (13-17), Reynolds (3-4), Rendle (7-10), Gaumont (0-1)				
Jenna Green	-	-	1	1	Four-Point Plays (Made/Attempted): - Garner (1-1)				
Victoria Reynolds	-	-	1	1					
30-Point Games									
Bianca Boggs	-	-	1	1					
10-Rebound Games									
Abby Rendle	3	2	6	12					
Victoria Reynolds	-	-	4	4					
Bianca Boggs	-	1	1	2					
Jenna Green	-	-	1	1					
10-Assist Games									
Jenna Green	-	1	3	4					

Team

W&M scored 80+ points	1/14/2018	81 (81-75, W vs. Elon)
W&M scored 85+ points	12/2/2017	92 (92-86, W at St. Francis (Pa.))
W&M scored 90+ points	12/2/2017	92 (92-86, W at St. Francis (Pa.))
W&M scored 95+ points	2/16/2014	97 (97-44 W, vs. UNCW)
Opponent scored 80+	3/1/2018	82 (61-82, L at Elon)
Opponent scored 85+	2/2/2017	86 (41-86, L vs. James Madison)
Opponent scored 90+	11/17/2017	92 (92-81 L, at St. John's)
W&M grabbed 50+ rebounds	12/29/2015	53 (75-64 W, vs. Old Dominion)
W&M grabbed 60+ rebounds	12/21/2006	60 (73-58 W, at Norfolk State)
Held an Opponent to 50 pts. or less	11/25/17	49 (70-49 W, vs. Loyola)
Held an Opponent to 40 pts. or less	12/3/2016	39 (67-39, W vs. Richmond)
W&M was held under 50 pts.	2/18/2018	34 (34-54, L at Drexel)
Shot 50% from the field	12/2/2017	52.2% (35-for-67) (92-86, W at St. Francis (Pa.))
Shot 80-89% from the foul line (8 or more attempts)	2/23/2018	82.4% (14-for-17) (52-61, L vs. Delaware)
Shot 90-99% from the foul line (8 or more attempts)	2/9/2018	90.0 (9-for-10) (59-68, L at Delaware)
Shot 100% from the foul line (8 or more attempts)	2/28/2016	100.0% (8-8) (53-69 L, at Drexel)
Had a 20-pt. win	12/5/17	20 (W, 83-63 vs. USC Upstate)
Had a 30-pt. win	11/28/2016	34 (W, 82-48 vs. Delaware State)
Had a 40-pt. win	2/16/2014	53 (97-44 W, vs. UNCW)
Had a 50-pt. win	2/16/2014	53 (97-44 W, vs. UNCW)
Had a 20-pt. loss	3/1/2018	21 (L, 61-82 at Elon)
Had a 30-pt. loss	2/2/2018	45 (L, 41-86 vs. James Madison)
An overtime win	11/21/2017	71-65, W at East Carolina
An overtime loss	1/9/2018	58-65, L vs. Drexel
A double-overtime game	2/6/2015	72-68, W at Drexel
A triple-overtime game	11/29/1999	77-83, L at VCU
10-game winning streak	2016-17	11 (11/18/2016-1/6/17)
5-game winning streak	2017-18	7 (11/21/2017-12/21/2017)
5-game losing streak	2017-18	5 (2/16/2018-current)
10-game losing streak	2012-13	11 (11/25/2012-1/20/2013)

Individual

20-24 pts.	20, Nari Garner at James Madison, 3/3/18
25-29 pts.	26, Bianca Boggs vs. Hofstra, 1/26/18
30-34 pts.	33, Bianca Boggs at St. Francis (Pa.), 12/2/17
35-39 pts.	39, Lynn Norenberg at Virginia Wesleyan, 11/15/80
40+ pts.	53, Bebe Fisher vs. Norfolk Division, 2/13/52
5 players in double figures	Bianca Boggs (26), Victoria Reynolds (15), Abby Rendle (12), Nari Garner (11), Jenna Green (10) vs. College of Charleston, 1/26/18
Two players with 20 pts. or more	Jenna Green (22) and Bianca Boggs (21) at Towson, 2/4/18
Player with 10-14 rebounds	11, Victoria Reynolds vs. James Madison, 2/2/18
Player with 15-19 rebounds	16, Abby Rendle vs. Northeastern, 2/11/18
Player with 20 or more rebounds	21, Emily Correal vs. George Mason, 3/16/13
Two players with 10 or more rebounds	13, Abby Rendle and 11, Jenna Green vs. Fairfield, 11/14/17
A player with a triple-double	Abby Rendle (25 pts, 17 reb, 10 blks) at East Carolina, 11/21/17
A player with a double-double	Abby Rendle (11 pts, 16 reb) vs. Northeastern, 2/11/18
Two players with double-doubles	Victoria Reynolds (15 pts, 18 reb.), Abby Rendle (12 pts, 11 blks) and Jenna Green (10 pts, 11 ast) vs. College of Charleston, 1/26/18
100% from the field (min. 5 made)	7-for-7, Abby Rendle vs. Drexel, 3/1/17
100% from foul line (min. 5 made)	8-for-8, Bianca Boggs vs. Delaware, 2/23/18
5-7 Assists	7, Jenna Green & 6 Bianca Boggs vs. Northeastern, 2/11/18
8-9 Assists	8, Bianca Boggs at Delaware, 2/9/18
10+ Assists	11, Jenna Green vs. College of Charleston, 1/26/18
5 or more steals	7, Victoria Reynolds vs. Hofstra, 1/28/18
5-9 blocks	6, Abby Rendle at Delaware, 2/9/18
10+ blocks	11, Abby Rendle vs. College of Charleston, 1/26/18

BOLD - Happened in the 2017-18 season

**LIBBY UNDERWOOD**

Fr. • Guard • 5-9
Rye, New Hampshire

**BIANCA BOGGS**

Jr. • Guard • 5-5
Waldorf, Md.

**ASHLEY TAYLOR**

So. • Guard • 6-0
Charlottesville, Va.

**JEANNE GAUMONT**

Sr. • Guard/Forward • 6-0
Saint-Lambert, Quebec

**MISHA JONES**

Jr. • Guard/Forward • 5-9
Manassas Park, Va.

**NARI GARNER**


So. • Guard • 5-7
Tampa, Fla.

**NYLA POLLARD**

Fr. • Guard • 5-9
Virginia Beach, Va.

**JENNA GREEN**

Sr. • Guard • 5-7
Clifton, Va.

**CHANDLER SMITH**

Jr. • Center • 6-3
Port Tobacco, Md.

**BAILEY EICHNER**

Fr. • Guard/Forward • 6-1
Cudahy, Wisc.

**ABBY RENDLE**

Sr. • Center • 6-4
Reston, Va.

**GABBY ROGERS**

Fr. • Center • 6-1
Dallas, Texas

**VICTORIA REYNOLDS**

So. • Forward • 5-10
Pasadena, Md.

**HARPER BIRDSONG**

So. • Guard • 5-10
Suffolk, Va.

**ED SWANSON**

Fifth Season at W&M
28th Overall

PRONUNCIATION GUIDE

Sarah EICHLER	IKE-ler
Bailey EICHNER	IKE-ner
NARI Garner	Nar-ee
JEANNE GAUMONT	Ja-on
	Gow-mon
Lynne KOKOSKI	Kah-kaw-ski
CHANEL Murchison	Shh-nell



ED

SWANSON

HEAD COACH

28TH SEASON OVERALL5TH SEASON AT W&M

PROFILE

Wife: Marion
Children: Connor and Matthew

Education
Sacred Heart, 1989

Coaching Career
Sacred Heart (1989-13)
William & Mary (2013-P)

CAREER HIGHLIGHTS

- Three NCAA Tournament Appearances
- Led W&M to 1st Division I Postseason berth in the WBI.
- Led W&M to a school record 20 wins in 2016-17
- 2016-17 VaSID Coach of the Year
- Six Postseason Appearances
- Four regular season conference championships and three postseason league titles
- 2009 New England Hall of Fame Inductee
- Eight 20-win seasons
- Five-time Conference Coach of the Year
- On five occasions, his teams have earned to the WBCA Academic Top 25 Team Honor

Ed Swanson enters his fifth season with the Green and Gold. He became the fifth Division I head women's basketball coach in William and Mary history on May 7, 2013. Prior to coming to Williamsburg, he spent 23 years transforming Sacred Heart University from a Division II program into one of the top teams in the Northeast Conference. Swanson owns a career record of 464-327 (.587).

Swanson led the Tribe to one of its best seasons in program history in 2016-17. The Tribe tied a school record with 20 wins, while winning a CAA Tournament game for the first time since 2009, and advancing to the CAA Semifinals for the first-time since 2001. Under his leadership, the Tribe won 11-straight games, which is the longest single-season streak in school history, from Nov. 18, 2016-Jan. 2, 2017. W&M had four players claim seven all-conference awards during the 2016-17 campaign, including seniors Alexandra Masaquel and Marlena Tremba, who each earned second-team citations. Additionally, Masaquel was tabbed the Richmond Times-Dispatch All-State Second-Team, while Tremba earned VaSID All-State Second-Team honors. For his efforts, VaSID honored him as the Virginia State Coach of the Year.

Once again Swanson's third season was one for the record books. The Tribe raced out to its best start in school history with an 11-2 record. W&M went onto again to win the fourth most wins in school history with 15. For the second straight season the Tribe broke the blocks and assist record, by tying the single season assist record (466) and broke the school record for blocks with 148. During the season junior Marlena Tremba became the 15th player in school history to break the 1000-point barrier. Individually, four players earned All-CAA awards as junior Alexandra Masaquel was tabbed to the second-team and all-defensive team, Tremba earned third-team honors, and freshman Bianca Boggs picked up a spot on the all-rookie team. The Tribe was also rewarded for its hard work in the classroom as Masaquel, Tremba, and sophomore Jenna Green earned all-academic team honors.

Swanson's second year with the Green and Gold was one for the record books. The Tribe racked up 15 wins, the fourth-most in school history, on its way to its first-ever postseason appearances with bid in the Women's Basketball Invitational. The Green and Gold had a seven-win turnaround, while setting three school records for assists (466), blocked shots, (143), blocked shots per game (4.5). Individually he helped lead four players to five All-CAA awards. Sophomore Marlena Tremba was named to the All-CAA Third-Team, senior Jazmen Boone was named to the All-Defensive Team, freshman Abby Rendle to the All-Rookie and All-Defensive team, and senior Kyla Kerstetter earned all-academic honors.

In his first season with the Tribe, Swanson led a young team to eight victories in a seven-seed in the CAA Tournament. The Green and Gold finished in the top 10 nationally in steals per game, while Jazmen Boone also ranked in the top 20 in the NCAA in the same category. Under his guidance Kaitlyn Mathieu garnered Third-Team All-Colonial Athletic Association honors, and went on to sign a professional contract with a team in Germany. In addition, guard Marlena Tremba went onto win CAA Rookie of the Year, and was named to the all-rookie squad. Boone was named to the all-defensive team, while she and Kyla Kerstetter took home all-academic honors.

Swanson oversaw Sacred Heart's transition from Division II to Division I in 1999-00, and the program took off under his direction. Over Sacred Heart's 14 years in Division I, Swanson led SHU to a 280-145 record (.664), including a 190-62 (.754) record in the NEC. He departed as the NEC's all-time winningest head coach with all of his SHU teams finishing third or higher in the league standings. Swanson-lead teams have posted 13 straight winning seasons and 12 straight campaigns with 18 or more victories, including six with 20 or more wins. In 2009, he was inducted into the New England Basketball Hall of Fame.

In total, Swanson-coached players earned 19 All-NEC honors, including nine first-team awards, nine NEC All-Tournament Team honors, eight NEC All-Rookie Team selections, four NEC Rookies of the Year, three NEC Tournament MVPs and three NEC Players of the Year.

His teams have also enjoyed success in the classroom. On five occasions, the Pioneers were selected to the Women's Basketball Coaches Association (WBCA) Academic Top 25 Team Honor Roll, which has recognized outstanding academic performances from the top teams in each of the five collegiate divisions since 1995-96. On eight occasions since 2003, one of his players was

a CoSIDA Academic All-District selection and two Pioneer players were named NEC Scholar-Athlete of the Year.

In 2012-13, Swanson led Sacred Heart to its third straight postseason appearance, and in the process, recorded his 400th career victory. His milestone win came on Feb. 12, 2013 as the Pioneers defeated Fairleigh Dickinson. SHU completed the season at 22-11, finishing second in the NEC with a 13-5 ledger and garnering a berth in the program's first Women's National Invitational Tournament (WNIT).

Sacred Heart claimed its third NEC Championship and advanced to the NCAA Tournament in 2011-12. The Pioneers also ranked 23rd nationally in the WBCA Academic Top 25 Team Honor Roll with a team GPA of 3.35. SHU compiled a season mark to 25-8, winning both the regular season and postseason crowns in the league as Swanson was named NEC Coach of the Year for the fourth time.

The Pioneers earned a berth in the 2011 Women's Basketball Invitational and finished the year at 18-13 with a 12-6 mark in the NEC. After a 0-5 start to the 2008-09 season, Swanson's Pioneers reeled off a 21-game winning streak, the longest in school history and second longest in the country, before finishing with 25-8 record. SHU completed the NEC regular season with a perfect 18-0 mark, becoming just the third team in the history of the conference to accomplish the feat. Swanson earned NEC Coach of the Year honors as Sacred Heart finished off an amazing season by capturing its second league title and trip to the NCAA Tournament over a four-year span. During the 2008-09 season, Swanson moved past former Mount St. Mary's head coach Bill Sheahan (124) as all-time leader in Northeast Conference wins and eclipsing the 300-win plateau in his career.

The 2005-06 season saw Swanson lead the Sacred Heart program to its first NCAA Tournament, capturing the NEC Championship in just its seventh season at the Division I level. Swanson guided the Pioneers to a school record 26-5 record, including a 16-2 NEC ledger. He also garnered career victory No. 250 during the season.

Under his leadership, Sacred Heart was one of the toughest teams on its home court, the William H. Pitt Center, which opened in 1997. During the Pitt Center's opening 16 seasons, Swanson's teams won 81.9 percent (185-41) of its home games. In 2011-12, SHU went 15-1 at home, a season bested only by a perfect 15-0 in 2005-06 and 14-0 in 2003-04. During the stretch, the Pioneers' home winning percentage at the Pitt Center ranked among the best nationally.

After directing the Pioneers to a 20-7 record — the program's first 20-win season — in 1995-96, Swanson was voted Coach of the Year in the New England Collegiate Conference (NECC) and the Women's Basketball Coaches Association's (WBCA) District I.

Swanson took the reins of the Sacred Heart University women's basketball program in 1990 and built the Pioneers into one of the top teams in the Northeast. He joined Dave Bike's men's basketball coaching staff at SHU in 1989, and, after becoming head coach of the Pioneer women's program in 1990, did double duty for three seasons before becoming the University's first full-time women's coach in 1993. Prior to Swanson's arrival, the Sacred Heart women's team compiled a 4-21 record. Under his guidance, the climb to Division II respectability was accomplished within three seasons, from 8-19 to 11-16 and, in 1992-93, to 16-13 — the program's first winning record in 11 seasons.

In his time at SHU, he was a four-time NEC Coach of the Year, led Sacred Heart to five postseason bids, including three NCAA Tournament appearances. Swanson guided the Pioneers to four NEC regular season crowns and three NEC tournament championships. SHU posted 20-win seasons seven times during his tenure, including five of the last eight years.

He earned a bachelor's degree in business from Sacred Heart in 1989. Also during his tenure at SHU, Swanson served as the moderator for the Pioneer Student-Athlete Council from 1998-01 and was the annual coordinator of commencement exercises since 2000. Swanson and his wife, Marion, have two sons, Connor and Matthew.

CAREER RECORD

YEAR	OVERALL RECORD	CONF. RECORD	CONF. FINISH	POST SEASON
1990-91	8-19	3-11	7th	
1991-92	11-16	5-9	T5th	
1992-93	16-13	7-7	4th	
1993-94	12-15	8-8	5th	
1994-95	11-16	7-9	5th	
1995-96	20-7	16-4	T2nd	
1996-97	14-14	10-8	5th	
1997-98	19-7	13-3	2nd	
1998-99	15-12	12-6	3rd	
1999-00	14-14	11-7	T3rd	
2000-01	15-14	11-7	T3rd	
2001-02	18-11	13-5	T2nd	
2002-03	18-10	12-6	T3rd	
2003-04	21-8	14-4	2nd	
2004-05	18-11	14-4	2nd	
2005-06	26-5	16-2	1st	NCAA
2006-07	22-10	15-3	T1st	
2007-08	19-11	14-4	3rd	
2008-09	25-8	18-0	1st	NCAA
2009-10	19-11	14-4	3rd	
2010-11	18-13	12-6	T3rd	WBI
2011-12	25-8	15-3	1st	NCAA
2012-13	22-11	13-5	2nd	WNIT
2013-14	8-21	5-11	8th	
2014-15	15-16	9-9	6th	WBI
2015-16	15-15	6-12	7th	
2016-17	20-11	9-9	4th	
2017-18	16-13	7-11	6th	
Career	480-340 (.585)	292-179 (.620)		
Division I	354-221 (.616)	227-114 (.666)		
W&M/CAA	74-76 (.492)	36-52 (.409)		



#0 LIBBY UNDERWOOD

FRESHMAN - GUARD

RYE, N.H. - PORTSMOUTH

>> UNDERWOOD'S CAREER HIGHS

MINUTES			FREE THROWS		
Season	15	vs. USC Upstate, 12/5/17	Season	5	vs. USC Upstate, 12/5/17
Career	15	vs. USC Upstate, 12/5/17	Career	5	vs. USC Upstate, 12/5/17
POINTS			ASSISTS		
Season	8	vs. USC Upstate, 12/5/17	Season	3	vs. USC Upstate, 12/5/17
Career	8	vs. USC Upstate, 12/5/17	Career	3	vs. USC Upstate, 12/5/17
REBOUNDS			STEALS		
Season	3	at Northeastern, 1/21/18	Season	1	(2x) last time at UNCW, 12/31/17
Career	3	at Northeastern, 1/21/18	Career	1	(2x) last time at UNCW, 12/31/17
FIELD GOALS			BLOCKS		
Season	2	at St. John's, 11/17/17	Season	-	-
Career	2	at St. John's, 11/17/17	Career	-	-
3-POINT FIELD GOALS			MISCELLANEOUS		
Season	1	(3x) last time vs. USC Upstate, 12/5/17	Career in Double Figures		0
Career	1	(3x) last time vs. USC Upstate, 12/5/17	2017-18 in Double Figures		0

>> UNDERWOOD'S CAREER STATISTICS

Season	GP	GS	Min/Avg	FG-FGA	Pct	3pt-Att	Pct	FT-FTA	Pct	Off	Def	Reb	Avg	PF	FO	A	TO	Blk	S	TP	Avg
2017-18	26	0	161/6.2	6-30	.200	3-15	.200	14-22	.636	2	13	15	0.6	10	0	8	21	0	2	29	1.1
CAREER	26	0	161/6.2	6-30	.200	3-15	.200	14-22	.636	2	13	15	0.6	10	0	8	21	0	2	29	1.1

>> 2017-18 GAME-BY-GAME

Opp	Date	GS	Min	FG-A	3FG-A	FT-A	Reb.	A	TO	BLK	STL	PTS
at How.	11/11	11	1-2	1-1	1-4	1	1	1	0	0	0	4
FAIRFIELD	11/14	4	0-1	0-1	0-0	0	0	1	0	0	0	0
at SIU	11/17	10	2-2	1-1	0-0	0	0	2	0	0	0	5
at ECU	11/21	5	0-1	0-0	0-0	0	0	0	0	0	0	0
LOYOLA	11/25	14	0-3	0-2	1-2	1	1	1	0	0	0	1
DAV	11/27	5	0-0	0-0	0-0	2	0	1	0	0	0	0
at UofR	11/29	9	0-4	0-2	3-4	0	0	2	0	1	3	0
at SFU	12/2	4	0-0	0-0	0-0	0	0	0	0	0	0	0
UPSTATE	12/5	15	1-2	1-2	5-6	1	3	2	0	0	0	8
ODU	12/17	4	0-1	0-0	0-0	0	0	1	0	0	0	0
NSU	12/21	DNP - COACH'S DECISION										
at CoFC	12/29	4	0-0	0-0	2-4	0	0	0	0	0	0	2
at UNCW	12/31	7	0-2	0-1	0-0	0	0	0	0	0	1	0
TOW	1/7	4	0-1	0-1	0-0	1	1	0	0	0	0	0
DREXEL	1/9	5	1-1	0-0	2-2	1	0	0	0	0	0	4
ELON	1/14	3	0-0	0-0	0-0	0	0	0	0	0	0	0
at Hof	1/19	6	0-0	0-0	0-0	0	0	0	0	0	0	0
at NU	1/21	10	0-3	0-2	0-0	3	0	2	0	0	0	0
COFC	1/26	5	0-1	0-0	0-0	1	0	0	0	0	0	0
HOF	1/28	2	0-0	0-0	0-0	1	0	1	0	0	0	0
JMU	2/2	11	0-4	0-1	0-0	1	1	2	0	0	0	0
at Tow.	2/4	DNP - COACH'S DECISION										
at Del	2/9	2	0-1	0-1	0-0	0	0	2	0	0	0	0
NU	2/11	6	0-0	0-0	0-0	2	1	0	0	0	0	0
UNCW	2/16	0+	0-0	0-0	0-0	0	0	0	0	0	0	0
at Drexel	2/18	4	0-0	0-0	0-0	0	0	0	0	0	0	0
DEL	2/23	2	0-0	0-0	0-0	0	0	0	0	0	0	0
at Elon	3/1	9	1-1	0-0	0-0	0	1	2	0	0	0	2
at JMU	3/3	DNP - COACH'S DECISION										



#2 BIANCA BOGGS

JUNIOR - GUARD

Waldorf, Md. - St. Mary's Ryken

>> BOGGS' CAREER HIGHS

MINUTES			FREE THROWS		
Season	41	at East Carolina, 11/21/17	Season	8	vs. Delaware, 2/23/18
Career	41	at East Carolina, 11/21/17	Career	8	(2x) last time vs. Delaware, 2/23/18
POINTS			ASSISTS		
Season	33	at St. Francis (Pa.), 12/2/17	Season	8	at Delaware, 2/9/18
Career	33	at St. Francis (Pa.), 12/2/17	Career	8	at Delaware, 2/9/18
REBOUNDS			STEALS		
Season	11	at Howard, 11/11/17	Season	7	vs. Charleston, 1/26/18
Career	11	at Howard, 11/11/17	Career	7	vs. Charleston, 1/26/18
FIELD GOALS			BLOCKS		
Season	12	at St. Francis (Pa.), 12/2/17	Season	4	vs. Hofstra, 1/28/18
Career	12	at St. Francis (Pa.), 12/2/17	Career	4	vs. Hofstra, 1/28/18
3-POINT FIELD GOALS			MISCELLANEOUS		
Season	4	(2x) last time vs. Northeastern, 2/11/18	Career in Double Figures		42
Career	4	(2x) last time vs. Northeastern, 2/11/18	2017-18 in Double Figures		25

>> 2017-18 GAME-BY-GAME

Opp	Date	GS	Min	FG-A	3FG-A	FT-A	Reb.	A	TO	BLK	STL	PTS
at How.	11/11	*	31	8-18	3-6	7-10	11	1	3	1	4	26
FAIRFIELD	11/14	*	33	4-10	2-3	2-3	3	1	6	1	2	12
at SIU	11/17	*	30	4-10	1-2	6-6	4	3	5	1	4	15
at ECU	11/21	*	41	5-14	0-2	7-14	8	3	3	2	2	17
LOYOLA	11/25	*	21	5-7	1-1	0-0	2	5	3	2	2	11
DAV	11/27	*	23	5-11	1-4	3-4	3	5	4	2	1	14
at UofR	11/29	*	15	3-9	0-3	3-3	0	1	1	1	1	9
at SFU	12/2	*	37	12-19	3-5	6-8	6	2	6	1	2	33
UPSTATE	12/5	*	8	1-4	0-0	2-2	3	0	1	0	1	4
ODU	12/17	*	33	4-9	0-5	5-6	9	6	4	0	4	13
NSU	12/21	*	35	8-9	3-3	3-3	5	4	6	1	1	22
at CoFC	12/29	*	24	6-10	0-2	3-3	4	2	0	0	1	15
at UNCW	12/31	*	28	5-16	2-5	5-5	2	3	4	0	2	17
TOW	1/7	*	37	4-15	1-5	7-10	5	5	3	0	2	16
DREXEL	1/9	*	27	4-11	2-5	7-8	2	2	5	0	2	17
ELON	1/14	*	35	7-16	2-4	4-5	3	3	4	2	3	20
at Hof	1/19	*	35	6-13	0-3	3-6	4	3	7	0	3	15
at NU	1/21	*	37	5-15	0-5	5-6	6	0	5	1	0	15
COFC	1/26	*	40	11-20	3-10	1-3	7	6	4	2	7	26
HOF	1/28	*	38	10-19	4-7	0-0	8	3	2	4	3	24
JMU	2/2	*	25	5-10	1-3	3-5	0	0	7	0	1	14
at Tow.	2/4	*	37	8-18	1-2	4-7	8	4	4	0	2	21
at Del.	2/9	*	34	4-15	1-6	4-4	7	8	2	0	4	13
NU	2/11	*	32	7-14	4-8	1-2	6	6	1	1	3	19
UNCW	2/16	*	39	1-16	1-6	0-2	3	3	4	1	2	3
at Drexel	2/18	*	19	5-8	1-3	1-1	2	0	2	0	0	12
DEL	2/23	*	29	1-10	0-5	8-8	6	1	4	0	1	10
at Elon	3/1	*	27	4-8	2-4	1-1	2	3	4	1	2	11
JMU	3/3	*	32	3-10	2-8	0-0	7	3	5	0	2	8

>> BOGGS' CAREER STATISTICS

Season	GP	GS	Min/Avg	FG-FGA	Pct	3pt-Att	Pct	FT-FTA	Pct	Off	Def	Reb	Avg	PF	FO	A	TO	Blk	S	TP	Avg
2015-16	30	24	802/26.7	68-233	.292	17-56	.304	70-102	.686	38	57	95	3.2	81	5	45	55	10	56	223	7.4
2016-17	31	26	734/23.7	82-214	.383	22-74	.297	60-76	.789	44	65	109	3.5	60	0	60	76	17	54	246	7.9
2017-18	29	29	882/30.4	155-364	.426	41-126	.325	101-135	.748	45	91	136	4.7	81	1	86	109	24	64	452	15.6
CAREER	90	79	2418/26.9	305-811	.376	80-256	.313	231-313	.738	127	213	340	3.8	222	6	191	240	51	174	921	10.2



#3 ASHLEY TAYLOR

SOPHOMORE - GUARD

CHARLOTTESVILLE, VA. - ST. ANNE'S-BELFIELD

>> TAYLOR'S CAREER HIGHS

MINUTES			FREE THROWS		
Season	9	vs. USC Upstate, 12/5/17	Season	-	-
Career	9	vs. USC Upstate, 12/5/17	Career	-	-
POINTS			ASSISTS		
Season	3	vs. USC Upstate, 12/5/17	Season	1	(2x) last time at Charleston, 12/29/17
Career	3	vs. USC Upstate, 12/5/17	Career	1	(4x) last time at Charleston, 12/29/17
REBOUNDS			STEALS		
Season	2	vs. Loyola, 11/25/17	Season	1	vs. Davidson, 11/27/17
Career	2	vs. Loyola, 11/25/17	Career	1	vs. Davidson, 11/27/17
FIELD GOALS			BLOCKS		
Season	1	(2x) last time at Elon, 3/1/18	Season	-	-
Career	1	(2x) last time at Elon, 3/1/18	Career	-	-
3-POINT FIELD GOALS			MISCELLANEOUS		
Season	1	vs. USC Upstate, 12/5/17	Career in Double Figures		0
Career	1	vs. USC Upstate, 12/5/17	2017-18 in Double Figures		0

>> TAYLOR'S CAREER STATISTICS

Season	GP	GS	Min/Avg	FG-FGA	Pct	3pt-Att	Pct	FT-FTA	Pct	Off	Def	Reb	Avg	PF	FO	A	TO	Blk	S	TP	Avg
2016-17	7	0	22/3.1	0-6	.000	0-4	.000	0-0	.000	1	2	3	0.4	0	0	2	1	0	0	0	0.0
2017-18	13	0	32/2.5	2-9	.222	1-3	.333	0-0	.000	0	7	7	0.5	1	0	2	4	0	1	5	0.4
CAREER	20	0	54/2.7	2-15	.133	1-7	.143	0-0	.000	1	9	10	0.5	1	0	4	5	0	1	3	0.2

>> 2017-18 GAME-BY-GAME

Opp	Date	GS	Min	FG-A	3FG-A	FT-A	Reb.	A	TO	BLK	STL	PTS
at How.	11/11	2	0-0	0-0	0-0	0	0	0	0	0	0	0
FAIRFIELD	11/14		DNP - COACH'S DECISION									
at SJU	11/17		DNP - COACH'S DECISION									
at ECU	11/21		DNP - COACH'S DECISION									
LOYOLA	11/25	4	0-0	0-0	0-0	2	1	2	0	0	0	0
DAV	11/27	2	0-0	0-0	0-0	0	0	0	0	1	0	0
at UofR	11/29	1	0-0	0-0	0-0	0	0	0	0	0	0	0
at SFU	12/2		DNP - COACH'S DECISION									
UPSTATE	12/5	9	1-3	1-1	0-0	1	0	1	0	0	3	
ODU	12/17	2	0-0	0-0	0-0	1	0	0	0	0	0	0
NSU	12/21		DNP - COACH'S DECISION									
at CoFC	12/29	1	0-0	0-0	0-0	1	1	0	0	0	0	0
at UNCW	12/31	2	0-1	0-1	0-0	0	0	1	0	0	0	0
TOWSON	1/7		DNP - COACH'S DECISION									
DREXEL	1/9		DNP - COACH'S DECISION									
ELON	1/14		DNP - COACH'S DECISION									
at Hof	1/19		DNP - COACH'S DECISION									
at NU	1/21	0+	0-1	0-0	0-0	0	0	0	0	0	0	0
COFC	1/26		DNP - COACH'S DECISION									
HOF	1/28		DNP - COACH'S DECISION									
JMU	2/2	4	0-3	0-1	0-0	1	0	0	0	0	0	0
at Tow.	2/4		DNP - COACH'S DECISION									
at Del.	2/9		DNP - COACH'S DECISION									
NU	2/11	1	0-0	0-0	0-0	0	0	0	0	0	0	0
UNCW	2/16		DNP - COACH'S DECISION									
at Drexel	2/18	1	0-0	0-0	0-0	0	0	0	0	0	0	0
DEL	2/23		DNP - COACH'S DECISION									
at Elon	3/1	3	1-1	0-0	0-0	1	0	0	0	0	2	
at JMU	3/3		DNP - COACH'S DECISION									



#4 JEANNE GAUMONT

SENIOR - GUARD/FORWARD

SAINT LAMBERT, QUEBEC - CHAMPLAIN COLLEGE

>> GAUMONT'S CAREER HIGHS

MINUTES			FREE THROWS		
Season	17	at Richmond, 11/29/17	Season	4	vs. USC Upstate, 12/5/17
Career	31	(3x) last time at Drexel, 2/28/16	Career	4	vs. USC Upstate, 12/5/17
POINTS			ASSISTS		
Season	5	vs. Old Dominion, 12/17/17	Season	1	(3x) last time at St. Francis (Pa.), 12/2/17
Career	10	(2x) last time vs. Delaware, 2/14/16	Career	5	at Towson, 1/8/16
REBOUNDS			STEALS		
Season	6	vs. USC Upstate, 12/5/17	Season	2	at East Carolina, 11/21/17
Career	6	vs. USC Upstate, 12/5/17	Career	3	(2x) last time at Charleston, 2/21/16
FIELD GOALS			BLOCKS		
Season	2	vs. Old Dominion, 12/17/17	Season	1	(3x) last time at UNCW, 12/31/17
Career	4	(2x) last time at Drexel, 2/28/16	Career	3	vs. Towson, 3/9/16
3-POINT FIELD GOALS			MISCELLANEOUS		
Season	1	vs. Loyola, 11/25/17	Career in Double Figures		2
Career	3	(2x) last time vs. Drexel, 1/10/16	2017-18 in Double Figures		0

>> 2017-18 GAME-BY-GAME

Opp	Date	GS	Min	FG-A	3FG-A	FT-A	Reb.	A	TO	BLK	STL	PTS
at How.	11/11		DNP - INJURY									
FAIRFIELD	11/14		DNP - INJURY									
at SJU	11/17		DNP - INJURY									
at ECU	11/21	16	0-1	0-0	0-0	1	1	2	0	2	0	0
LOYOLA	11/25	7	1-3	1-2	0-0	1	0	0	0	0	3	
DAV	11/27	16	0-1	0-1	0-0	3	0	2	0	1	0	0
at UofR	11/29	17	0-4	0-1	0-0	4	1	0	1	1	0	0
at SFU	12/2	5	0-2	0-1	0-0	0	1	0	0	0	0	0
UPSTATE	12/5	11	0-2	0-1	4-6	6	0	1	0	1	4	
ODU	12/17	11	2-4	0-2	1-2	1	0	0	0	0	5	
NSU	12/21	4	0-0	0-0	0-0	0	0	0	1	0	0	0
at CoFC	12/29	5	0-0	0-0	0-0	0	0	0	0	0	0	0
at UNCW	12/31	12	1-1	0-0	0-1	1	0	0	1	0	2	
TOW	1/7		DNP - INJURY									
DREXEL	1/9		DNP - INJURY									
ELON	1/14		DNP - INJURY									
at Hof	1/19		DNP - INJURY									
at NU	1/21		DNP - INJURY									
COFC	1/26		DNP - INJURY									
HOF	1/28		DNP - INJURY									
JMU	2/2		DNP - INJURY									
at Tow.	2/4		DNP - INJURY									
at Del.	2/9		DNP - INJURY									
NU	2/11		DNP - INJURY									
UNCW	2/16		DNP - INJURY									
at Drexel	2/18		DNP - INJURY									
DEL	2/23		DNP - INJURY									
at Elon	3/1		DNP - INJURY									
at JMU	3/3		DNP - INJURY									

>> GAUMONT'S CAREER STATISTICS

Season	GP	GS	Min/Avg	FG-FGA	Pct	3pt-Att	Pct	FT-FTA	Pct	Off	Def	Reb	Avg	PF	FO	A	TO	Blk	S	TP	Avg
2014-15	24	1	190/7.9	14-46	.304	9-34	.265	1-3	.333	5	15	20	0.8	17	0	12	12	3	10	38	1.6
2015-16	24	13	428/17.8	32-96	.333	9-45	.200	10-16	.625	14	38	52	2.2	45	1	30	22	11	19	83	3.5
2016-17	26	0	258/9.9	16-34	.471	6-16	.375	10-16	.625	6	23	29	1.1	35	0	15	14	7	8	48	1.8
2017-18	10	0	104/10.4	4-18	.222	1-8	.125	5-9	.556	4	13	17	1.7	5	0	3	5	3	5	14	1.4
CAREER	84	14	980/11.7	66-194	.340	25-103	.243	26-44	.591	29	89	118	1.4	102	1	60	53	24	42	183	2.2



#5 MISHA JONES

JUNIOR - GUARD/FORWARD

MANASSAS PARK, VA. - BATTLEFIELD

>> JONES' CAREER HIGHS

MINUTES

Season	27	vs. Delaware, 2/23/18
Career	27	vs. Delaware, 2/23/18

POINTS

Season	7	vs. USC Upstate, 12/5/17
Career	7	(2x) last time vs. USC Upstate, 12/5/17

REBOUNDS

Season	5	(2x) last time vs. Delaware, 2/23/18
Career	5	(2x) last time vs. Delaware, 2/23/18

FIELD GOALS

Season	2	(2x) last time vs. USC Upstate, 12/5/17
Career	2	(4x) last time vs. USC Upstate, 12/5/17

3-POINT FIELD GOALS

Season	2	vs. Loyola, 11/25/17
Career	2	(2x) last time vs. Loyola, 11/25/17

FREE THROWS

Season	3	vs. USC Upstate, 12/5/17
Career	3	(2x) last time vs. USC Upstate, 12/5/17

ASSISTS

Season	4	(2x) last time vs. Delaware, 2/23/18
Career	4	(2x) last time vs. Delaware, 2/23/18

STEALS

Season	2	at Howard, 11/11/17
Career	2	at Howard, 11/11/17

BLOCKS

Season	1	vs. James Madison, 2/2/18
Career	1	vs. James Madison, 2/2/18

MISCELLANEOUS

Career in Double Figures	0
2017-18 in Double Figures	0

>> 2017-18 GAME-BY-GAME

Opp	Date	GS	Min	FG-A	3FG-A	FT-A	Reb.	A	TO	BLK	STL	PTS
at How.	11/11	15	1-2	0-1	1-2	1	4	2	0	2	3	
FAIRFIELD	11/14	13	1-2	1-1	0-0	2	2	2	0	0	3	
at SJU	11/17	9	0-1	0-1	2-2	1	1	0	0	0	2	
at ECU	11/21	3	0-1	0-0	0-0	0	0	2	0	0	0	
LOYOLA	11/25	10	2-3	2-3	0-0	2	2	0	0	0	6	
DAV	11/27	10	1-2	1-2	0-0	2	0	1	0	1	3	
at UofR	11/29	5	0-0	0-0	0-0	0	1	0	0	0	0	
at SFU	12/2	8	1-3	0-1	0-0	2	1	1	0	1	2	
UPSTATE	12/5	18	2-5	0-1	3-3	5	0	1	0	0	7	
ODU	12/17	4	0-1	0-1	0-0	0	0	0	0	0	0	
NSU	12/21	2	0-0	0-0	0-0	0	0	0	0	0	0	
at CoFC	12/29	7	0-2	0-2	0-0	1	0	0	0	0	0	
at UNCW	12/31	2	0-0	0-0	0-0	0	0	0	0	0	0	
TOW	1/7	9	0-1	0-0	0-0	3	0	0	0	0	0	
DREXEL	1/9	7	0-1	0-1	2-2	1	0	1	0	0	2	
ELON	1/14	0+	0-0	0-0	0-0	0	0	0	0	0	0	
at Hof	1/19		DNP - COACH'S DECISION									
at NU	1/21	9	1-1	0-0	0-0	2	0	1	0	0	2	
COFC	1/26	1	0-0	0-0	0-0	0	0	1	0	0	0	
HOF	1/28	3	0-1	0-1	0-0	0	0	0	0	0	0	
JMU	2/2	6	0-2	0-0	0-0	1	0	0	1	0	0	
at Tow.	2/4	8	1-2	0-0	0-0	1	1	0	0	0	2	
at Del.	2/9		DNP - ILLNESS									
NU	2/11	1	0-0	0-0	0-0	0	0	0	0	0	0	
UNCW	2/16	1	0-1	0-1	0-0	0	0	0	0	0	0	
at Drexel	2/18	8	1-2	1-2	0-0	1	0	1	0	1	3	
DEL	2/23	27	1-6	1-6	2-2	5	4	0	0	0	5	
at Elon	3/1	7	0-0	0-0	0-0	1	1	1	0	0	0	
at JMU	3/3	5	1-2	1-1	0-0	1	0	1	0	0	3	

>> JONES' CAREER STATISTICS

Season	GP	GS	Min/Avg	FG-FGA	Pct	3pt-Att	Pct	FT-FTA	Pct	Off	Def	Reb	Avg	PF	FO	A	TO	Blk	S	TP	Avg
2015-16	27	0	180/6.7	12-36	.333	5-20	.250	7-10	.700	1	16	17	0.6	15	0	8	9	0	4	36	1.3
2016-17																					
2017-18	27	0	198/7.3	13-41	.317	7-26	.269	10-11	.909	6	26	32	1.2	29	0	15	17	1	6	43	1.6
CAREER	54	0	378/7.0	25-77	.325	12-46	.261	17-21	.810	7	42	49	0.9	44	0	23	26	1	10	79	1.5



#10 NARI GARNER

SOPHOMORE - GUARD

TAMPA, FLA. - FREEDOM

>> GARNER'S CAREER HIGHS

MINUTES

Season	35	(2x) last time at Delaware, 2/9/18
Career	35	(2x) last time at Delaware, 2/9/18

POINTS

Season	20	(2x) last time at James Madison, 3/3/18
Career	20	(2x) last time at James Madison, 3/3/18

REBOUNDS

Season	7	vs. Hofstra, 1/28/18
Career	7	vs. Hofstra, 1/28/18

FIELD GOALS

Season	7	(2x) last time at James Madison, 3/3/18
Career	7	(2x) last time at James Madison, 3/3/18

3-POINT FIELD GOALS

Season	5	(4x) last time at James Madison, 3/3/18
Career	5	(4x) last time at James Madison, 3/3/18

FREE THROWS

Season	3	vs. Davidson, 11/27/17
Career	3	vs. Davidson, 11/27/17

ASSISTS

Season	3	at Charleston, 12/29/17
Career	3	at Charleston, 12/29/17

STEALS

Season	2	(2x) last time vs. USC Upstate, 12/5/17
Career	2	(2x) last time vs. USC Upstate, 12/5/17

BLOCKS

Season	1	(6x) last time vs. Delaware, 2/23/18
Career	1	(6x) last time vs. Delaware, 2/23/18

MISCELLANEOUS

Career in Double Figures	12
2017-18 in Double Figures	12

>> 2017-18 GAME-BY-GAME

Opp	Date	GS	Min	FG-A	3FG-A	FT-A	Reb.	A	TO	BLK	STL	PTS
at How.	11/11	7	0-4	0-3	0-0	1	0	1	0	2	0	
FAIRFIELD	11/14	12	2-7	2-5	2-2	0	0	1	0	1	8	
at SJU	11/17	8	2-4	1-2	1-2	3	0	0	0	1	6	
at ECU	11/21	5	0-1	0-1	0-0	0	0	0	0	0	0	
LOYOLA	11/25	16	4-9	0-3	0-0	1	0	0	1	1	8	
DAV	11/27	19	6-9	5-8	3-3	1	0	1	0	1	20	
at UofR	11/29	18	6-8	5-7	1-1	1	0	2	0	0	18	
at SFU	12/2	8	2-6	1-4	2-2	0	0	0	0	1	7	
UPSTATE	12/5	26	5-7	4-5	1-2	4	0	6	1	2	15	
ODU	12/17	9	0-1	0-1	0-0	0	1	0	0	0	0	
NSU	12/21	20	2-12	2-7	0-0	4	0	0	0	0	6	
at CoFC	12/29	23	3-12	0-9	0-0	1	3	2	0	1	6	
at UNCW	12/31	7	1-1	1-1	0-0	0	0	0	0	0	3	
TOW	1/7	18	3-7	3-7	0-0	2	1	1	0	1	9	
DREXEL	1/9	28	0-8	0-6	2-2	1	1	0	0	0	2	
ELON	1/14	23	7-12	5-8	0-0	0	0	1	1	1	19	
at Hof	1/19	15	0-3	0-3	0-0	0	0	0	0	0	0	
at NU	1/21	9	0-6	0-4	0-0	0	0	1	0	0	0	
COFC	1/26	*	26	3-11	3-9	2-2	2	2	0	1	11	
HOF	1/28	*	35	3-8	3-6	1-2	5	2	5	0	10	
JMU	2/2	*	24	1-10	1-7	0-0	1	0	1	0	3	
at Tow.	2/4	32	4-11	4-9	0-0	1	0	5	0	0	12	
at Del.	2/9	35	5-13	3-10	0-0	2	0	2	0	1	13	
NU	2/11	27	4-13	4-11	0-0	0	1	0	0	0	12	
UNCW	2/16	24	4-10	4-9	2-2	1	0	1	1	1	14	
at Drexel	2/18	15	0-6	0-6	0-0	0	0	1	0	0	0	
DEL	2/23	26	4-12	3-8	0-0	4	0	2	1	0	11	
at Elon	3/1	28	2-6	1-4	0-0	2	1	5	0	0	5	
at JMU	3/3	32	7-13	5-10	1-2	2	1	2	0	0	20	

>> GARNER'S CAREER STATISTICS

Season	GP	GS	Min/Avg	FG-FGA	Pct	3pt-Att	Pct	FT-FTA	Pct	Off	Def	Reb	Avg	PF	FO	A	TO	Blk	S	TP	Avg
2016-17	8	0	53/6.6	7-23	.304	3-12	.250	2-2	1.000	3	3	6	0.8	6	0	1	60	0	1	19	2.4
2017-18	29	3	582/20.1	80-230	.348	60-173	.347	18-22	.818	8	33	41	1.4	41	0	15	39	6	15	238	8.2
CAREER	37	3	635/17.2	87-253	.341	63-185	.341	20-24	.833	11	36	47	1.3	47	0	16	45	6	16	257	6.9



#11 NYLA POLLARD

FRESHMAN - GUARD

PRINCESS ANNE - VIRGINIA BEACH, VA.

>> POLLARD'S CAREER HIGHS

MINUTES

Season	35	vs. Norfolk State, 12/21/17
Career	35	vs. Norfolk State, 12/21/17

POINTS

Season	14	vs. USC Upstate, 12/5/17
Career	14	vs. USC Upstate, 12/5/17

REBOUNDS

Season	6	vs. Norfolk State, 12/21/17
Career	6	vs. Norfolk State, 12/21/17

FIELD GOALS

Season	6	vs. USC Upstate, 12/5/17
Career	6	vs. USC Upstate, 12/5/17

3-POINT FIELD GOALS

Season	2	(4x) last time at Hofstra, 1/19/18
Career	2	(4x) last time at Hofstra, 1/19/18

FREE THROWS

Season	4	(2x) last time at Richmond, 11/29/17
Career	4	(2x) last time at Richmond, 11/29/17

ASSISTS

Season	5	(2x) last time vs. Old Dominion, 12/17/17
Career	5	(2x) last time vs. Old Dominion, 12/17/17

STEALS

Season	4	vs. Davidson, 11/27/17
Career	4	vs. Davidson, 11/27/17

BLOCKS

Season	1	(4x) last time vs. Delaware, 2/23/18
Career	1	(4x) last time vs. Delaware, 2/23/18

MISCELLANEOUS

Career in Double Figures	3
2017-18 in Double Figures	3

>> 2017-18 GAME-BY-GAME

Opp	Date	GS	Min	FG-A	3FG-A	FT-A	Reb.	A	TO	BLK	STL	PTS
at How.	11/11	*	31	1-3	0-1	4-6	1	1	1	0	0	6
FAIRFIELD	11/14	*	19	1-3	0-1	0-0	1	1	2	0	1	2
at SJU	11/17	*	33	3-6	1-1	2-2	3	2	5	0	0	9
at ECU	11/21	*	26	1-4	0-1	2-2	2	1	2	0	0	4
LOYOLA	11/25	*	20	2-4	1-2	0-0	0	2	1	0	0	5
DAV	11/27	*	29	4-8	2-5	0-0	1	3	1	0	4	10
at UofR	11/29	*	21	0-4	0-1	4-4	3	2	3	0	0	4
at SFU	12/2	*	24	0-3	0-0	0-0	2	5	0	1	0	0
UPSTATE	12/5	*	20	6-10	2-4	0-0	3	4	0	0	2	14
ODU	12/17	*	28	4-9	2-5	2-2	1	5	0	0	1	12
NSU	12/21	*	35	1-8	0-3	0-0	6	1	0	1	1	2
at CoFC	12/29	*	25	1-4	0-1	2-4	5	2	2	1	0	4
at UNCW	12/31	*	27	2-5	0-2	0-0	1	0	3	0	0	4
TOW	1/7	*	17	0-1	0-0	1-2	0	3	1	0	0	1
DREXEL	1/9	*	29	1-2	1-1	0-0	0	2	2	0	0	3
ELON	1/14	*	18	1-4	0-2	0-0	2	1	2	0	1	2
at Hof	1/19	*	27	3-6	2-3	0-0	4	0	4	0	0	8
at NU	1/21	*	27	1-7	1-4	0-0	4	1	2	0	0	3
CoFC	1/26	*	9	0-2	0-1	0-0	1	1	0	0	0	0
HOF	1/28	*	5	0-1	0-1	0-0	0	0	1	0	0	0
JMU	2/2	*	19	1-2	0-1	0-0	1	1	0	0	0	2
at Tow.	2/4	*	11	1-1	0-0	1-1	1	2	0	0	0	3
at Del.	2/9	*	13	0-3	0-2	0-0	1	0	0	0	0	0
NU	2/11	*	19	2-2	0-0	0-0	2	2	1	0	1	4
UNCW	2/16	*	20	1-1	1-1	0-0	2	2	2	0	0	3
at Drexel	2/18	*	33	3-6	0-2	0-0	0	0	1	0	2	6
DEL	2/23	*	21	1-2	0-1	0-0	1	1	1	1	0	2
at Elon	3/1	*	16	0-5	0-2	1-2	0	0	0	0	1	1
at JMU	3/3	*	12	0-1	0-0	0-0	0	0	0	0	0	0

>> POLLARD'S CAREER STATISTICS

Season	GP	GS	Min/Avg	FG-FGA	Pct	3pt-Att	Pct	FT-FTA	Pct	Off	Def	Reb	Avg	PF	FO	A	TO	Blk	S	TP	Avg
2017-18	29	26	634/21.9	41-116	.353	13-47	.277	19-25	.760	20	29	49	1.7	67	3	45	38	4	14	114	4.1
CAREER	29	26	634/21.9	41-116	.353	13-47	.277	19-25	.760	20	29	49	1.7	67	3	45	38	4	14	114	4.1



#12 JENNA GREEN

SENIOR - GUARD

CLIFTON, VA. - CENTREVILLE

>> GREEN'S CAREER HIGHS

MINUTES

Season	45	(3x) last time vs. Drexel, 1/9/18
Career	45	(3x) last time vs. Drexel, 1/9/18

POINTS

Season	22	at Towson, 2/4/18
Career	22	at Towson, 2/4/18

REBOUNDS

Season	11	vs. Fairfield, 11/14/17
Career	11	vs. Fairfield, 11/14/17

FIELD GOALS

Season	8	at UNCW, 12/31/17
Career	8	at UNCW, 12/31/17

3-POINT FIELD GOALS

Season	2	(6x) last time at Towson, 2/4/18
Career	2	(16x) last time at Towson, 2/4/18

FREE THROWS

Season	6	(2x) last time at Towson, 2/4/18
Career	6	(3x) last time at Towson, 2/4/18

ASSISTS

Season	12	vs. Elon, 1/14/18
Career	12	vs. Elon, 1/14/18

STEALS

Season	5	vs. USC Upstate, 12/5/17
Career	5	(2x) last time vs. USC Upstate, 12/5/17

BLOCKS

Season	2	(2x) last time vs. James Madison, 2/2/18
Career	3	vs. College of Charleston, 2/17/17

MISCELLANEOUS

Career in Double Figures	30
2017-18 in Double Figures	18

>> 2017-18 GAME-BY-GAME

Opp	Date	GS	Min	FG-A	3FG-A	FT-A	Reb.	A	TO	BLK	STL	PTS
at How.	11/11	*	31	4-6	1-1	6-8	3	4	1	0	0	15
FAIRFIELD	11/14	*	40	4-13	0-4	3-4	11	8	2	1	2	11
at SJU	11/17	*	35	5-7	0-1	0-0	2	7	3	0	0	10
at ECU	11/21	*	45	4-12	2-2	2-5	3	4	4	0	4	12
LOYOLA	11/25	*	32	4-9	2-4	0-0	3	7	2	1	1	10
DAV	11/27	*	37	4-9	0-0	0-0	3	10	6	0	0	8
at UofR	11/29	*	38	5-10	2-4	0-0	4	7	1	0	2	12
at SFU	12/2	*	36	5-9	0-0	3-3	6	4	3	1	3	13
UPSTATE	12/5	*	31	5-8	2-3	1-2	1	5	2	0	5	13
ODU	12/17	*	36	4-13	0-2	1-2	6	7	1	0	2	9
NSU	12/21	*	45	7-14	1-5	1-2	0	9	4	0	2	16
at CoFC	12/29	*	36	5-6	1-1	0-0	3	8	2	0	4	11
at UNCW	12/31	*	38	8-11	1-2	0-0	8	7	1	0	2	17
TOW	1/7	*	40	2-12	0-2	2-4	3	9	3	1	2	6
DREXEL	1/9	*	45	2-7	0-2	3-3	6	4	5	1	1	7
ELON	1/14	*	40	5-12	1-4	3-4	6	12	3	0	1	14
at Hof	1/19	*	37	4-9	1-2	0-0	4	3	1	0	0	9
at NU	1/21	*	38	2-10	0-5	0-0	6	3	5	2	1	4
CoFC	1/26	*	40	3-6	1-4	3-4	4	11	1	0	0	10
HOF	1/28	*	40	5-12	0-2	4-4	5	4	3	1	1	14
JMU	2/2	*	34	4-14	2-5	2-2	1	2	1	2	1	12
at Tow.	2/4	*	40	7-10	2-2	6-6	2	7	3	1	1	22
at Del.	2/9	*	32	2-8	0-0	0-0	1	5	0	0	0	4
NU	2/11	*	35	2-9	0-4	0-0	3	7	2	0	0	4
UNCW	2/16	*	37	3-10	1-4	0-2	1	4	4	0	1	7
at Drexel	2/18	*	39	3-13	1-6	0-0	4	3	2	1	1	7
DEL	2/23	*	40	5-10	0-3	2-3	3	4	1	1	3	12
at Elon	3/1	*	37	5-11	1-2	4-5	2	3	6	0	3	15
at JMU	3/3	*	40	2-11	1-5	0-2	4	4	2	0	1	5

>> GREEN'S CAREER STATISTICS

Season	GP	GS	Min/Avg	FG-FGA	Pct	3pt-Att	Pct	FT-FTA	Pct	Off	Def	Reb	Avg	PF	FO	A	TO	Blk	S	TP	Avg
2014-15	31	30	690/22.3	46-124	.371	16-44	.364	22-34	.647	7	31	38	1.2	65	0	100	78	4	31	130	4.2
2015-16	30	24	818/27.3	66-177	.373	18-60	.300	18-31	.581	22	66	88	2.9	60	0	118	67	5	39	168	5.6
2016-17	31	31	944/30.5	78-197	.396	15-61	.246	13-33	.394	26	46	72	2.3	49	0	136	67	14	43	184	5.9
2017-18	29	29	1099/37.9	120-291	.412	23-81	.284	46-65	.708	26	82	108	3.7	60	1	172	74	13	44	309	10.7
CAREER	121	113	3551/29.3	410-799	.393	72-246	.293	99-163	.607	81	225	306	2.5	234	1	526	286	36	157	791	6.5



#20 CHANDLER SMITH

JUNIOR - CENTER

PORT TOBACCO, MD. - ST. MARY'S RYKEN

>> SMITH'S CAREER HIGHS

MINUTES			FREE THROWS		
Season	11	(3x) last time vs. James Madison, 2/2/18	Season	-	-
Career	18	at Delaware, 1/26/16	Career	4	vs. Hofstra, 2/7/17
POINTS			ASSISTS		
Season	4	at St. Francis (Pa.), 12/2/17	Season	1	(2x) last time at Towson, 2/4/18
Career	4	(4x) last time at St. Francis (Pa.), 12/2/17	Career	1	(2x) last time at Towson, 2/4/18
REBOUNDS			STEALS		
Season	2	(4x) last time at Richmond, 11/29/17	Season	1	vs. Fairfield, 11/14/17
Career	5	vs. Hofstra, 2/7/17	Career	2	(2x) last time vs. Mount St. Mary's, 12/18/16
FIELD GOALS			BLOCKS		
Season	2	at St. Francis (Pa.), 12/2/17	Season	2	(3x) last time vs. Norfolk State, 12/21/17
Career	2	(3x) last time at St. Francis (Pa.), 12/2/17	Career	3	vs. Mount St. Mary's, 12/18/16
3-POINT FIELD GOALS			MISCELLANEOUS		
Season	-	-	Career in Double Figures	-	0
Career	-	-	2017-18 in Double Figures	-	0

>> SMITH'S CAREER STATISTICS

Season	GP	GS	Min/Avg	FG-FGA	Pct	3pt-Att	Pct	FT-FTA	Pct	Off	Def	Reb	Avg	PF	FO	A	TO	Blk	S	TP	Avg
2015-16	19	0	97/5.1	3-12	.250	0-0	.000	0-6	.000	2	10	12	0.6	13	0	0	5	4	3	6	0.3
2016-17	13	0	77/5.9	6-21	.286	0-0	.000	7-8	.875	2	22	24	1.8	16	1	1	7	11	3	19	1.5
2017-18	21	0	86/4.1	5-17	.294	0-0	.000	0-0	.000	4	8	12	0.6	15	0	3	8	9	1	10	0.5
CAREER	54	0	260/4.9	14-50	.280	0-0	.000	7-14	.5000	8	40	48	0.9	44	1	4	20	24	7	35	0.7

>> 2017-18 GAME-BY-GAME

Opp	Date	GS	Min	FG-A	3FG-A	FT-A	Reb.	A	TO	BLK	STL	PTS
at How.	11/11	11	0-1	0-0	0-0	2	0	1	1	0	0	
FAIRFIELD	11/14	5	1-2	0-0	0-0	0	0	2	2	1	2	
at SJU	11/17	1	0-0	0-0	0-0	0	0	0	0	0	0	
at ECU	11/21	1	0-0	0-0	0-0	0	1	1	0	0	0	
LOYOLA	11/25	6	1-2	0-0	0-0	2	0	0	0	0	2	
DAV	11/27	5	0-0	0-0	0-0	0	0	0	0	0	0	
at UofR	11/29	3	0-0	0-0	0-0	2	0	1	0	0	0	
at SFU	12/2	5	2-3	0-0	0-0	1	0	1	0	0	4	
UPSTATE	12/5	11	0-1	0-0	0-0	1	0	0	1	0	0	
ODU	12/17	5	0-0	0-0	0-0	0	0	0	2	0	0	
NSU	12/21	5	0-0	0-0	0-0	0	0	0	2	0	0	
at CoFC	12/29	1	1-1	0-0	0-0	0	0	0	0	0	2	
at UNCW	12/31	2	0-0	0-0	0-0	0	0	0	0	0	0	
TOW	1/7											
DREXEL	1/9											
ELON	1/14	7	0-1	0-0	0-0	1	0	2	1	0	0	
at Hof	1/19											
at NU	1/21											
COFC	1/26											
HOF	1/28	1	0-1	0-0	0-0	0	0	0	0	0	0	
JMU	2/2	11	0-1	0-0	0-0	0	0	0	1	0	0	
at Tow.	2/4	2	0-0	0-0	0-0	1	1	0	0	0	0	
at Del.	2/9	2	0-0	0-0	0-0	0	0	0	0	0	0	
NU	2/11											
UNCW	2/16											
at Drexel	2/18	2	0-1	0-0	0-0	0	0	0	0	0	0	
DEL	2/23	0+	0-0	0-0	0-0	0	0	0	0	0	0	
at Elon	3/1											
at JMU	3/3	1	0-0	0-0	0-0	0	0	0	0	0	0	



#21 BAILEY EICHNER

FRESHMAN - GUARD/FORWARD

CUDAHY, WISC. - CUDAHY

>> EICHNER'S CAREER HIGHS

MINUTES			FREE THROWS		
Season	7	vs. James Madison, 2/2/18	Season	2	vs. James Madison, 2/2/18
Career	7	vs. James Madison, 2/2/18	Career	2	vs. James Madison, 2/2/18
POINTS			ASSISTS		
Season	4	vs. James Madison, 2/2/18	Season	2	at Hofstra, 1/19/18
Career	4	vs. James Madison, 2/2/18	Career	2	at Hofstra, 1/19/18
REBOUNDS			STEALS		
Season	5	vs. James Madison, 2/2/18	Season	1	at Hofstra, 1/19/18
Career	5	vs. James Madison, 2/2/18	Career	1	at Hofstra, 1/19/18
FIELD GOALS			BLOCKS		
Season	1	(2x) last time vs. James Madison, 2/2/18	Season	1	at Hofstra, 1/19/18
Career	1	(2x) last time vs. James Madison, 2/2/18	Career	1	at Hofstra, 1/19/18
3-POINT FIELD GOALS			MISCELLANEOUS		
Season	-	-	Career in Double Figures	-	0
Career	-	-	2017-18 in Double Figures	-	0

>> 2017-18 GAME-BY-GAME

Opp	Date	GS	Min	FG-A	3FG-A	FT-A	Reb.	A	TO	BLK	STL	PTS
at How.	11/11	3	0-0	0-0	1-2	1	0	0	0	0	1	
FAIRFIELD	11/13											
at SJU	11/17											
at ECU	11/21											
LOYOLA	11/25	6	0-1	0-0	1-2	2	0	0	1	0	1	
DAV	11/27	2	0-0	0-0	0-0	1	0	0	0	0	0	
at UofR	11/29	1	0-0	0-0	0-0	0	0	0	0	0	0	
at SFU	12/2											
UPSTATE	12/5	6	0-1	0-1	0-2	2	0	2	0	0	0	
ODU	12/17											
NSU	12/21											
at CoFC	12/29	2	0-1	0-1	0-0	0	0	0	0	0	0	
at UNCW	12/31											
TOW	1/7											
DREXEL	1/9											
ELON	1/14	1	0-0	0-0	0-0	0	0	0	0	0	0	
at Hof	1/19	4	0-0	0-0	0-0	0	2	1	1	1	0	
at NU	1/21	2	1-1	0-0	0-0	1	0	0	0	0	2	
COFC	1/26											
HOF	1/28											
JMU	2/2	7	1-1	0-0	2-2	5	0	2	0	0	4	
at Tow.	2/4	1	0-0	0-0	0-0	0	0	1	0	0	0	
at Del.	2/9	4	0-0	0-0	0-0	1	0	0	0	0	0	
NU	2/11	0+	0-0	0-0	0-0	0	0	0	0	0	0	
UNCW	2/16											
at Drexel	2/18	3	0-1	0-0	0-0	2	0	0	0	0	0	
DEL	2/23	3	0-0	0-0	0-0	0	0	1	0	0	0	
at Elon	3/1	1	0-0	0-0	0-0	0	0	0	0	0	0	
at JMU	3/3											

>> EICHNER'S CAREER STATISTICS

Season	GP	GS	Min/Avg	FG-FGA	Pct	3pt-Att	Pct	FT-FTA	Pct	Off	Def	Reb	Avg	PF	FO	A	TO	Blk	S	TP	Avg
2017-18	16	0	46/2.9	2-6	.333	0-2	.000	4-8	.500	6	9	15	0.9	14	0	2	7	2	1	8	0.5
CAREER	16	0	46/2.9	2-6	.333	0-2	.000	4-8	.500	6	9	15	0.9	14	0	2	7	2	1	8	0.5



#24 ABBY RENDLE

SENIOR - CENTER

RESTON, VA. - SOUTH LAKES

>> RENDLE'S CAREER HIGHS

MINUTES			FREE THROWS		
Season	43	vs. Drexel, 1/9/18	Season	8	at St. John's, 11/17/17
Career	43	vs. Drexel, 1/9/18	Career	8	at St. John's, 11/17/17
POINTS			ASSISTS		
Season	26	at Charleston, 12/29/17	Season	5	vs. Norfolk State, 12/21/17
Career	26	at Charleston, 12/29/17	Career	5	vs. Norfolk State, 12/21/17
REBOUNDS			STEALS		
Season	17	at East Carolina, 11/21/17	Season	3	(2x) last time at UNCW, 12/31/17
Career	17	at East Carolina, 11/21/17	Career	4	(3x) last time vs. Elon, 1/22/17
FIELD GOALS			BLOCKS		
Season	12	at Charleston, 12/29/17	Season	11	vs. Charleston, 1/26/18
Career	12	at Charleston, 12/29/17	Career	11	vs. Charleston, 1/26/18
3-POINT FIELD GOALS			MISCELLANEOUS		
Season	-	-	Career in Double Figures	57	
Career	-	-	2017-18 in Double Figures	21	

>> RENDLE'S CAREER STATISTICS

Season	GP	GS	Min/Avg	FG-FGA	Pct	3pt-Att	Pct	FT-FTA	Pct	Off	Def	Reb	Avg	PF	FO	A	TO	Blk	S	TP	Avg
2014-15	30	22	640/21.3	103-218	.472	0-1	.000	24-49	.490	38	108	146	4.9	50	0	17	39	68	21	230	7.7
2015-16	17	15	464/27.3	100-203	.493	0-0	.000	24-34	.706	33	91	124	7.3	32	1	25	18	53	29	224	13.2
2016-17	31	18	713/23.0	124-249	.498	0-0	.000	39-63	.619	43	114	157	5.1	53	0	32	40	101	26	287	9.3
2017-18	29	29	856/29.5	143-269	.532	0-0	.000	57-89	.640	48	176	224	7.7	59	1	28	68	127	33	343	11.8
CAREER	107	84	2673/25.0	470/939	.501	0-0	.000	144-235	.613	162	489	651	6.1	194	2	112	165	349	109	1084	10.1

>> 2017-18 GAME-BY-GAME

Opp	Date	GS	Min	FG-A	3FG-A	FT-A	Reb.	A	TO	BLK	STL	PTS
at How.	11/11	*	9	0-2	0-0	0-0	0	0	0	1	0	0
FAIRFIELD	11/14	*	35	5-13	0-0	0-0	13	1	2	7	1	10
at SJU	11/17	*	30	7-13	0-0	8-9	5	1	2	5	1	22
at ECU	11/21	*	40	9-16	0-0	7-15	17	2	5	10	2	25
LOYOLA	11/25	*	25	4-7	0-0	2-2	9	3	2	7	0	10
DAV	11/27	*	34	8-14	0-0	2-2	11	1	2	4	2	18
at UofR	11/29	*	32	6-12	0-0	2-2	7	1	0	7	2	14
at SFU	12/2	*	35	5-10	0-0	1-2	10	2	2	3	3	11
UPSTATE	12/5	*	5	1-2	0-0	0-0	2	0	0	0	0	2
ODU	12/17	*	30	9-10	0-0	1-2	7	1	0	9	1	19
NSU	12/21	*	40	5-15	0-0	5-5	9	5	4	2	2	15
at CoFC	12/29	*	30	12-14	0-0	2-2	7	0	3	1	0	26
at UNCW	12/31	*	32	8-12	0-0	0-1	7	3	2	5	3	16
TOW	1/7	*	37	8-13	0-0	0-0	8	0	5	9	1	16
DREXEL	1/9	*	43	6-7	0-0	2-4	4	0	6	5	1	14
ELON	1/14	*	20	4-8	0-0	2-3	4	1	2	6	0	10
at Hof	1/19	*	30	2-8	0-0	1-2	7	2	2	3	2	9
at NU	1/21	*	32	1-4	0-0	3-8	15	5	4	4	4	5
COFC	1/26	*	32	5-6	0-0	2-4	9	2	5	11	0	12
HOF	1/28	*	24	0-2	0-0	0-0	4	0	1	2	1	0
JMU	2/2	*	17	0-2	0-0	0-0	3	0	2	4	0	0
at Tow.	2/4	*	20	1-6	0-0	0-0	5	0	4	2	2	2
at Del.	2/9	*	34	8-13	0-0	2-3	8	0	2	6	1	18
NU	2/11	*	30	5-7	0-0	1-2	16	3	1	4	2	11
UNCW	2/16	*	33	6-11	0-0	3-4	8	0	2	0	1	15
at Drexel	2/18	*	33	1-5	0-0	3-3	7	2	3	2	2	5
DEL	2/23	*	35	5-12	0-0	2-4	8	0	4	4	1	12
at Elon	3/1	*	31	7-9	0-0	2-4	6	0	1	3	1	16
at JMU	3/3	*	28	5-15	0-0	4-6	8	4	0	1	1	28



#25 GABBY ROGERS

FRESHMAN - CENTER

DALLAS, TEXAS - BISHOP LYNCH

MINUTES			FREE THROWS		
Season	19	(2x) last time at Elon, 3/1/18	Season	2	(3x) last time vs. Northeastern, 2/11/18
Career	19	(2x) last time at Elon, 3/1/18	Career	2	(3x) last time vs. Northeastern, 2/11/18
POINTS			ASSISTS		
Season	9	at Howard, 11/11/17	Season	1	(6x) last time at Elon, 3/1/18
Career	9	at Howard, 11/11/17	Career	1	(6x) last time at Elon, 3/1/18
REBOUNDS			STEALS		
Season	5	at Elon, 3/1/18	Season	3	vs. Elon, 1/14/18
Career	5	at Elon, 3/1/18	Career	3	vs. Elon, 1/14/18
FIELD GOALS			BLOCKS		
Season	4	at Howard, 11/11/17	Season	2	(2x) last time at Towson, 2/4/18
Career	4	at Howard, 11/11/17	Career	2	(2x) last time at Towson, 2/4/18
3-POINT FIELD GOALS			MISCELLANEOUS		
Season	-	-	Career in Double Figures	0	
Career	-	-	2017-18 in Double Figures	0	

>> 2017-18 GAME-BY-GAME

Opp	Date	GS	Min	FG-A	3FG-A	FT-A	Reb.	A	TO	BLK	STL	PTS
at How.	11/11		19	4-6	0-0	1-2	4	1	0	0	0	9
FAIRFIELD	11/14		2	0-0	0-0	0-0	0	0	0	0	0	0
at SJU	11/17		9	2-3	0-0	0-0	2	0	0	0	0	4
at ECU	11/21		4	0-0	0-0	0-0	2	0	0	0	0	0
LOYOLA	11/25		9	0-0	0-0	0-0	3	0	1	0	1	0
DAV	11/27		1	0-0	0-0	0-0	0	0	0	0	0	0
at UofR	11/29		5	0-2	0-0	0-0	1	1	0	0	0	0
at SFU	12/2			DNP - COACH'S DECISION								
UPSTATE	12/5		13	2-4	0-0	1-4	2	1	3	0	2	5
ODU	12/17		5	1-1	0-0	0-0	0	0	0	0	0	2
NSU	12/21		1	0-0	0-0	0-0	0	0	0	0	0	0
at CoFC	12/29		9	0-2	0-0	0-0	1	0	0	0	1	0
at UNCW	12/31		6	1-2	0-0	0-0	1	0	0	0	0	2
TOW	1/7		3	2-2	0-0	0-0	0	0	0	0	0	4
DREXEL	1/9		2	0-0	0-0	0-0	0	0	0	0	0	0
ELON	1/14		13	1-1	0-0	0-0	2	0	1	0	3	2
at Hof	1/19		10	1-2	0-0	0-0	4	0	0	0	0	2
at NU	1/21		8	2-2	0-0	0-0	1	0	0	0	0	4
COFC	1/26		8	2-4	0-0	1-1	1	0	1	2	1	5
HOF	1/28		16	1-3	0-0	2-2	4	1	2	0	1	4
JMU	2/2		14	1-1	0-0	0-0	3	0	1	0	0	2
at Tow.	2/4		19	1-1	0-0	2-2	3	0	1	2	0	4
at Del.	2/9		6	1-1	0-0	0-0	2	0	0	0	0	2
NU	2/11		10	0-0	0-0	2-2	2	1	1	0	0	2
UNCW	2/16		6	0-0	0-0	0-0	1	1	0	0	0	0
at Drexel	2/18		8	0-2	0-0	0-0	1	0	1	0	0	0
DEL	2/23		5	0-1	0-0	0-0	1	0	0	1	0	0
at Elon	3/1		19	0-2	0-0	0-0	5	1	2	0	1	0
at JMU	3/3		16	1-1	0-0	0-0	2	0	0	1	0	2

Season	GP	GS	Min/Avg	FG-FGA	Pct	3pt-Att	Pct	FT-FTA	Pct	Off	Def	Reb	Avg	PF	FO	A	TO	Blk	S	TP	Avg
2017-18	28	0	245/8.8	23-44	.523	0-0	.000	9-13	.692	11	37	4.8	1.7	52	1	7	14	6	10	55	2.0
CAREER	28	0	245/8.8	22-44	.523	0-0	.000	9-13	.692	11	37	4.8	1.7	52	1	7	14	6	10	55	2.0



#30 VICTORIA REYNOLDS

SOPHOMORE - FORWARD

PASADENA, MD./ARCHBISCHOP SPALDING

MINUTES

Season	40	(2x) last time vs. UNCW, 2/16/18
Career	40	(2x) last time vs. UNCW, 2/16/18

POINTS

Season	22	at St. Francis (Pa.), 12/2/17
Career	22	at St. Francis (Pa.), 12/2/17

REBOUNDS

Season	18	vs. Charleston, 1/26/18
Career	18	vs. Charleston, 1/26/18

FIELD GOALS

Season	9	vs. Northeastern, 2/11/18
Career	9	vs. Northeastern, 2/11/18

3-POINT FIELD GOALS

Season	2	at Richmond, 11/29/17
Career	2	(2x) last time at Richmond, 11/29/17

FREE THROWS

Season	9	vs. Old Dominion, 12/17/17
Career	9	vs. Old Dominion, 12/17/17

ASSISTS

Season	8	at East Carolina, 11/21/17
Career	8	at East Carolina, 11/21/17

STEALS

Season	7	vs. Hofstra, 1/28/18
Career	7	vs. Hofstra, 1/28/18

BLOCKS

Season	3	(2x) last time vs. Northeastern, 2/11/18
Career	3	(2x) last time vs. Northeastern, 2/11/18

MISCELLANEOUS

Career in Double Figures	19
2017-18 in Double Figures	15

>> 2017-18 GAME-BY-GAME

Opp	Date	GS	Min	FG-A	3FG-A	FT-A	Reb.	A	TO	BLK	STL	PTS
at How.	11/11	*	25	6-12	1-2	6-8	6	3	4	0	2	19
FAIRFIELD	11/14	*	37	4-6	0-0	1-2	7	1	3	2	5	9
at SJU	11/17	*	35	4-11	0-1	0-0	10	1	4	1	5	8
at ECU	11/21	*	39	4-8	0-0	5-6	7	8	3	1	3	13
LOYOLA	11/25	*	30	6-8	1-2	0-0	7	2	0	1	2	13
DAV	11/27	*	17	0-1	0-0	0-0	3	1	0	0	1	0
at UofR	11/29	*	35	8-12	2-2	0-0	9	2	2	0	0	18
at SFU	12/2	*	36	8-12	1-2	5-6	7	3	1	0	3	22
UPSTATE	12/5	*	27	4-9	0-0	0-0	4	4	1	1	5	8
ODU	12/17	*	33	3-8	0-1	9-10	5	2	2	0	2	15
NSU	12/21	*	39	6-7	0-0	1-2	8	0	4	1	3	13
at CoC	12/29	*	34	1-8	0-5	0-0	4	1	0	1	3	2
at UNCW	12/31	*	37	2-6	0-1	1-2	8	5	4	0	2	5
TOW	1/7	*	35	6-10	0-0	2-2	8	2	2	1	0	14
DREXEL	1/9	*	39	4-10	0-0	1-2	10	3	4	3	1	9
ELON	1/14	*	40	6-10	0-0	2-3	7	3	1	1	3	14
at Hof	1/19	*	36	7-12	1-1	0-1	7	1	3	0	1	15
at NU	1/21	*	23	5-8	1-1	0-1	3	0	3	0	2	11
COFC	1/26	*	39	7-20	0-1	1-4	18	2	1	1	4	15
HOF	1/28	*	36	4-10	0-0	3-4	8	0	4	2	7	11
JMU	2/2	*	28	2-10	0-1	0-0	11	1	4	0	1	4
at Tow.	2/4	*	31	4-9	1-4	0-0	5	3	3	2	3	9
at Del.	2/9	*	38	3-9	0-0	3-3	9	1	2	0	2	9
NU	2/11	*	39	9-14	0-1	1-2	6	3	5	3	0	19
UNCW	2/16	*	40	3-10	0-1	1-1	9	4	0	1	3	7
at Drexel	2/18	*	35	0-5	0-3	1-2	6	2	2	0	0	1
DEL	2/23	*	12	0-0	0-0	0-0	2	0	1	0	1	0
at Elon	3/1	*	22	3-3	0-0	3-3	1	0	0	0	2	9
at JMU	3/3	*	34	5-13	0-0	2-2	7	2	2	0	2	12















Season	GP	GS	Min/Avg	FG-FGA	Pct	3pt-Att	Pct	FT-FTA	Pct	Off	Def	Reb	Avg	PF	FO	A	TO	Blk	S	TP	Avg
2016-17	28	0	466/16.6	51-104	.490	5-12	.417	36-46	.783	44	45	89	3.2	42	0	21	30	5	33	143	5.1
2017-18	29	29	951/32.8	124-261	.475	8-33	.242	48-66	.727	62	140	202	7.0	74	1	60	65	22	68	304	10.5
CAREER	56	29	1416	175-365	.479	13-45	.289	84-112	.750	106	185	291	5.1	116	1	81	95	27	101	447	7.8



2017-18 Tribe Women's Basketball

WILLIAM & MARY RADIO AND TV CHART

NOTES: W&M earned the No. 6-seed in the 2018 CAA Women's Basketball Tournament in Philadelphia, and will take on third-seeded Elon on Thursday night ... The team split the regular season series with each team winning at home ... Junior Bianca Boggs leads the four Tribe players in double-figure scoring average with 15.7 points per game ... Seniors Jenna Green (10.9) and Abby Rendle (11.8) as well as sophomore Victoria Reynolds (10.5) are in double-figures.

NOTES: W&M earned the No. 6-seed in the 2018 CAA Women's Basketball Tournament in Philadelphia, and will take on third-seeded Elon on Thursday night ... The team split the regular season series with each team winning at home ... Junior Bianca Boggs leads the four Tribe players in double-figure scoring average with 15.7 points per game ... Seniors Jenna Green (10.9) and Abby Rendle (11.8) as well as sophomore Victoria Reynolds (10.5) are in double-figures.					RECORD	2017-18	LAST YR	STATS	W&M	OPP	ELON	OPP	W&M'S LAST THREE GAMES		
					OVERALL	16-13	20-11	FG%	.423	.327	.445	.358	Feb. 23	DELAWARE*	L, 52-61
					CAA	7-11	9-9	FT%	.712	.653	.679	.639	Boggs 12 pts, Green 7 pts, Rendle 5 pts, 7 reb		
					HOME	9-6	11-5	3PT%	.305	.327	.315	.308	March 1	at Elon*	L, 61-82
					AWAY/NEUTRAL	7-7/0-0	8-5/1-1	POINTS	66.3	65.3	73.0	58.1	Green 12 pts, Rendle 12 pts, Garner 11 pts		
								REBOUNDS	35.4	41.2	42.3	34.1	March 3	at James Madison*	L, 64-70
								TURNOVERS	16.6	17.8	17.6	19.0	Garner 20 pts, Rendle 14 pts, 8 reb, Reynolds 12 pts		
	0 LIBBY UNDERWOOD FR./G/5-9/RYE, N.H.(PORTSMOUTH)				<ul style="list-style-type: none">Grabbed a career-high three rebounds at Northeastern (1/21/18).Added a career-high eight points with three assists in the win versus USC Upstate (12/5/17).Made her collegiate debut scoring four points in the win at Howard (11/11/17).Scored a then-career-high with five points at St. John's (11/17/17).Won back-to-back N.H. Player of the Year honors and tabbed McDonald's All-America nominee.								POINTS 8 vs. USC Upstate (12/5/17) REBOUNDS 3 vs. Northeastern (1/21/18) ASSISTS 3 vs. USC Upstate (12/5/17) LAST GAME: DNP - COACH'S DECISION		
	2 BIANCA BOGGS JR./G/5-8/WALDORF, MD. (ST. MARY'S RYKEN)				<ul style="list-style-type: none">Named to All-CAA First-Team and CAA All-Defensive squad.Stuffed the stat sheet with 26 points, 7 reb. & stl., 6 ast, and 2 blks vs. CofC (1/26/18).Dropped a career-high 33 points in the win at St. Francis (Pa.) (12/2/17).Notched a then-career-high 26 points and career-high 11 rebounds in the win at HU (11/11/17).Scored in double-figures 42 times in career, including 25 games this season.								POINTS 33 vs. St. Francis (Pa.) (12/2/17) REBOUNDS 11 vs. Howard (11/11/17) ASSISTS 8 at Delaware (2/9/18) LAST GAME: 2 PTS, 7 REB, 3 AST, 2 STL		
	3 ASHLEY TAYLOR SO./G/6-0/CHARLOTTESVILLE, VA. (ST. ANNES-BELEFIELD)				<ul style="list-style-type: none">Reserve guard that has appeared in 19 career contests.Added a basket and a rebound at Elon (3/1/18).Scored her first career points with a triple against USC Upstate (12/5/17).Tied a career-high with two rebounds in the Tribe win over Loyola (11/25/17).Mother, Kerri, played college basketball at James Madison.								POINTS 3 vs. USC Upstate (12/5/17) REBOUNDS 2 (2x) last time vs. Loyola (11/25/17) ASSISTS 3 (2x) last time at Towson (1/6/15) LAST GAME: DNP - COACH'S DECISION		
	4 JEANNE GAUMONT SR./G/6-0/SAINT-LAMBERT, QUEBEC (CHAMPLAIN COLLEGE)				<ul style="list-style-type: none">Will miss the rest of the season with an injury.Experienced player that has seen action in 84 career games with 14 starts.Grabbed a career-high six rebounds in the win versus USC Upstate (12/5/17).Made her season debut at ECU (11/21/17) with a rebound, assist, and two steals in 16 minutes.Set career-highs in points (10), rebounds (5), and blocks (2) against Drexel (1/10/16)								POINTS 10 (2x) last time vs. Delaware (2/14/16) REBOUNDS 6 vs. USC Upstate (12/5/17) ASSISTS 5 at Towson (1/8/16) LAST GAME: DNP - INJURY		
	5 MISHA JONES JR./G/5-9/MANASSAS PARK, VA (BATTLEFIELD)				<ul style="list-style-type: none">Named a team captain for this season.Played a career-high 27 minutes with five points, five rebounds, and four assists.Tied a career-high with seven points, while adding five boards versus USC Upstate (12/5/17).Canned a pair of triples in the win against Loyola (11/25/17).Played for the 1st time since 2015-16, and scored three rebounds with 4 ast at HU (11/11/17).								POINTS 7 (2x) last time vs. USC Upstate (12/5/17) REBOUNDS 5 (2x) last time vs. Delaware (2/23/18) ASSISTS 4 at Howard (11/11/17) LAST GAME: 3 PTS, 1 REB IN 5 MINS		
	10 NARI GARNER SO./G/5-7/TAMPA, FLA. (FREEDOM)				<ul style="list-style-type: none">Has been in double-figures in 10 games this season, including the last four.Dropped 19 points and an assist and a block in the win against Elon (1/14/18).Added 18 points and a rebound in 18 minutes in the win at Richmond (11/29/17).Scored a CH 20 points (17 in the fourth quarter) in the Tribe's win versus Davidson (11/27/17).Daughter of former NFL running back Charlie Garner.								POINTS 20 (2x) last time at JMU (3/3/18) REBOUNDS 7 vs. Hofstra (1/28/18) ASSISTS 3 at College of Charleston (12/29/17) LAST GAME: 20 PTS, 2 REB, 1 AST IN 32 MINS		
	11 NYLA POLLARD FR./G/5-9/VIRGINIA BEACH, VA. (PRINCESS ANNE)				<ul style="list-style-type: none">Earned All-CAA Rookie Team honors.Named CAA Rookie of the Week for the weeks of Dec. 11 and Dec. 18.Scored 12 points and tied a career-high with five assists in the win versus ODU (12/17/17).Dropped a career-high 14 points with 3 rebounds, 4 assists, and 2 steals vs. Upstate (12/5/17).Notched a career-high five dimes in the win at St. Francis (Pa.) (12/2/17).								POINTS 14 vs. USC Upstate (12/5/17) REBOUNDS 6 vs. Norfolk State (12/21/17) ASSISTS 5 vs. St. Francis (Pa.) (12/2/17) LAST GAME: PLAYED 12 MINUTES		
	12 JENNA GREEN SR./G/5-7/CLIFTON, VA. (CENTREVILLE)				<ul style="list-style-type: none">School's all-time leader in assists with 526 dimes.Earned CoSIDA Academic All-District 3 Team honors, and is a team captain.Set a career-high with 22 points, and added seven assists in the win at Towson (2/4/18).Had her second double-double with 14 points and 12 assists in the win versus Elon (1/14/18).Recorded her third double-double with 10 points and 11 dimes versus CofC (1/26/18).								POINTS 22 at Towson (2/4/18) REBOUNDS 11 vs. Fairfield (11/14/17) ASSISTS 12 vs. Elon (1/14/18) LAST GAME: 5 PTS, 4 REB, 4 AST, 1 STL		
	20 CHANDLER SMITH JR./C/6-3/PORT TOBACCO, MD. (ST. MARY'S RYKEN)				<ul style="list-style-type: none">Appeared in 52 games as a reserve center.Matched her career-high with four points in the win at St. Francis (Pa.) (12/2/17).Tied a career-high with four points, while adding a career-high five rebounds vs. Hofstra (2/7/17).Registered a career-high three rejections in the win versus Mount St. Mary's (12/18/16).Father, John, played basketball at Duke from 1985-1989.								POINTS 4 (4x) last time at SFU (12/2/17) REBOUNDS 5 vs. Hofstra (2/7/17) BLOCKS 3 vs. Mount St. Mary's (12/18/16) LAST GAME: PLAYED 1 MINUTE		
	21 BAILEY EICHNER FR./G/F/6-1/CUDAHY, WISC. (CUDAHY)				<ul style="list-style-type: none">Finished with a career-high four points and grabbed a career-high five rebounds vs. JMU (2/2/18).Had a two points at Northeastern (1/21/18).Scored a point, grabbed a pair of rebounds, and a block versus Loyola (11/25/17).Made her debut in the win at Howard (11/11/17) scoring a point and a grabbing a rebound.Three-sport athlete in high school playing volleyball, basketball, and track & field.								POINTS 2 at Northeastern (1/21/18) REBOUNDS 2 (2x) last time vs. USC Upstate (12/5/17) BLOCKS 1 (2x) last time at Hofstra (1/19/18) LAST GAME: DNP - COACH'S DECISION		
	24 ABBY RENDLE SR./C/6-4/RESTON, VA. (SOUTH LAKES)				<ul style="list-style-type: none">Named to the All-CAA Third-Team and the CAA All-Defensive squad.W&M's and CAA's all-time leader in blocked shots with 349 career rejections.Sits in 16th place in school history with 1,084 points for her career.Scored a career-high with 26 points on 10-of-12 from the floor at Charleston (12/29/17).Set a school and CAA record with a career-high 11 blocks in the win versus Charleston (1/26/18).								POINTS 26 at College of Charleston (12/29/17) REBOUNDS 17 at East Carolina (11/27/17) BLOCKS 11 vs. Charleston (1/26/18) LAST GAME: 14 PTS, 8 REB, 4 AST, 1 BLK		
	25 GABBY ROGERS FR./C/6-1/DALLAS, TEXAS (BISHOP LYNCH)				<ul style="list-style-type: none">Grabbed a career-high five rebounds at Elon (3/1/18).Recorded four points and had four rebounds against Hofstra (1/28/18).Added five points in the win against USC Upstate.Scored nine points and had four rebounds in her collegiate debut at Howard (11/11/17).Comes from a basketball family her mom, Monique, and sister, Danielle, played hoops in college.								POINTS 9 vs. Howard (11/11/17) REBOUNDS 5 at Elon (3/1/18) ASSISTS 1 (3x) last time vs. USC Upstate (12/5/17) LAST GAME: 2 PTS, 2 REB, 1 BLK IN 16 MIN		
	30 VICTORIA REYNOLDS SO./F/5-10/PASADENA, MD. (ARCHBISHOP SPALDING)				<ul style="list-style-type: none">Scored a CH 22 points and added seven rebounds, and three assists and steals at SFU (12/2/17).Notched her first career double-double with 15 points and a CH 18 boards vs. CofC (1/26/18).Dropped 18 points and grabbed nine rebounds in the win at Richmond (11/29/17).Made her first career-start and scored a career-high 19 pts and 6 rebs at Howard (11/11/17) .Has been in double-figures in 15 games this season and 19 times in her career.								POINTS 22 vs. St. Francis (Pa.) (12/2/17) REBOUNDS 18 vs. Charleston (1/26/18) STEALS 7 vs. Hofstra (1/28/18) LAST GAME: 12 PTS, 7 REB, 2 AST, 2 STL		
	31 HARPER BIRDSONG SO./G/5-10/SUFFOLK, VA./NANSEMOND-SUFFOLK (GEORGE WASHINGTON)				<ul style="list-style-type: none">Transfer from George Washington that must sit out the 2017-18 season because of NCAA rules.Saw action in nine games with the Colonials during the 2016-17 campaign.Enjoyed the best game of her college career with nine points at Rhode Island.Local product that played her high school hoops at Nanesmond-Suffolk.Is her high school's all-time leading scorer with 2,051 career points.								POINTS 9 at Rhode Island (2/8/17) REBOUNDS 1 (2x) vs. George Mason (2/18/17) STEALS 1 (2x) vs. George Mason (2/18/17) LAST GAME: DNP - NCAA TRANSFER RULES		

NOTES:

2017-18 Tribe Women's Basketball
William & Mary Season Schedule/Results & Leaders (as of Mar 04, 2018)
All games

RECORD:	OVERALL	HOME	AWAY	NEUTRAL
ALL GAMES	16-13	9-6	7-7	0-0
CONFERENCE	7-11	4-5	3-6	0-0
NON-CONFERENCE	9-2	5-1	4-1	0-0

Date	Opponent	Score	Att.	High Points	High Rebounds
11/11/17	at Howard University	W 83-71	450	(26)Boggs, Bianca	(11)Boggs, Bianca
11/14/17	FAIRFIELD	W 57-47	453	(12)Boggs, Bianca	(13)Rendle, Abby
11/17/17	at St. John's	81-92 L	323	(22)Rendle, Abby	(10)Reynolds, Victoria
11/21/17	at ECU	Wot 71-65	841	(25)Rendle, Abby	(17)Rendle, Abby
11/25/17	LOYOLA (MD.)	W 70-49	423	(13)Reynolds, Victoria	(9)Rendle, Abby
11/27/17	DAVIDSON	W 73-55	503	(20)Garner, Nari	(11)Rendle, Abby
11/29/17	at Richmond	W 78-64	353	(18)Reynolds, Victoria	(9)Reynolds, Victoria
				(18)Garner, Nari	
12/2/17	at SFU-W	W 92-86	1021	(33)Boggs, Bianca	(10)Rendle, Abby
12/5/17	USC UPSTATE	W 83-63	549	(15)Garner, Nari	(6)Gaumont, Jeanne
12/17/17	OLD DOMINION	W 75-58	2880	(19)Rendle, Abby	(9)Boggs, Bianca
12/21/17	NORFOLK STATE	74-80 Lot	531	(22)Boggs, Bianca	(9)Rendle, Abby
12/29/17	*at Col. of Charleston	W 68-54	436	(26)Rendle, Abby	(7)Rendle, Abby
12/31/17	*at UNCW	W 66-53	718	(17)Boggs, Bianca	(8)Green, Jenna
				(17)Green, Jenna	(8)Reynolds, Victoria
1/7/18	*TOWSON	66-67 L	589	(16)Boggs, Bianca	(8)Reynolds, Victoria
				(16)Rendle, Abby	(8)Rendle, Abby
1/9/18	*DREXEL	58-65 Lot	561	(17)Boggs, Bianca	(10)Reynolds, Victoria
1/14/18	*ELON	W 81-75	543	(20)Boggs, Bianca	(7)Reynolds, Victoria
01/19/18	*at Hofstra	54-65 L	2262	(15)Reynolds, Victoria	(7)Rendle, Abby
				(15)Boggs, Bianca	(7)Reynolds, Victoria
01/21/18	*at Northeastern	46-64 L	347	(15)Boggs, Bianca	(15)Rendle, Abby
1/26/18	*COL. OF CHARLESTON	W 79-66	636	(26)Boggs, Bianca	(18)Reynolds, Victoria
1/28/18	*HOFSTRA	W 63-53	692	(24)Boggs, Bianca	(8)Reynolds, Victoria
					(8)Boggs, Bianca
2/2/18	*JAMES MADISON	41-86 L	856	(14)Boggs, Bianca	(11)Reynolds, Victoria
02/04/18	*at Towson	W 75-63	253	(22)Green, Jenna	(8)Boggs, Bianca
02/09/18	*at Delaware	59-68 L	1359	(18)Rendle, Abby	(9)Reynolds, Victoria
2/11/18	*NORTHEASTERN	W 71-53	1003	(19)Boggs, Bianca	(16)Rendle, Abby
				(19)Reynolds, Victoria	
2/16/18	*UNCW	49-64 L	641	(15)Rendle, Abby	(9)Reynolds, Victoria
2/18/18	*at DREXEL	34-54 L	802	(12)Boggs, Bianca	(7)Rendle, Abby
2/23/18	*DELAWARE	52-61 L	731	(12)Rendle, Abby	(8)Rendle, Abby
				(12)Green, Jenna	
03/01/18	*at Elon	61-82 L	1329	(16)Rendle, Abby	(6)Rendle, Abby
03/03/18	*at JMU	64-70 L	2115	(20)Garner, Nari	(8)Rendle, Abby

* - CAA game

Attendance Summary	Games	Attend	Avg/Game
Home	15	11591	773
Away	14	12609	901
Neutral	0	0	0
Total	29	24200	834

2017-18 Tribe Women's Basketball
William & Mary Combined Team Statistics (as of Mar 04, 2018)
All games

RECORD:	OVERALL	HOME	AWAY	NEUTRAL
ALL GAMES	16-13	9-6	7-7	0-0
CONFERENCE	7-11	4-5	3-6	0-0
NON-CONFERENCE	9-2	5-1	4-1	0-0

#	Player	gp-gs	min	avg	Total		3-Point		F-Throw		Rebounds				pf	dq	a	to	blk	stl	pts	avg
					fg-fga	fg%	3fg-fga	3fg%	ft-fa	ft%	off	def	tot	avg								
02	Boggs, Bianca	29-29	882	30.4	155-364	.426	41-126	.325	101-135	.748	45	91	136	4.7	81	1	86	109	24	64	452	15.6
24	Rendle, Abby	29-29	856	29.5	143-269	.532	0-0	.000	57-89	.640	48	176	224	7.7	59	1	38	68	127	33	343	11.8
12	Green, Jenna	29-29	1099	37.9	120-291	.412	23-81	.284	46-65	.708	26	82	108	3.7	60	1	172	74	13	44	309	10.7
30	Reynolds, Victoria	29-29	951	32.8	124-261	.475	8-33	.242	48-66	.727	62	140	202	7.0	74	1	60	65	22	68	304	10.5
10	Garner, Nari	29-3	582	20.1	80-230	.348	60-173	.347	18-22	.818	8	33	41	1.4	41	0	15	39	6	15	238	8.2
11	Pollard, Nyla	29-26	634	21.9	41-116	.353	13-47	.277	19-25	.760	20	29	49	1.7	67	3	45	38	4	14	114	3.9
25	Rogers, Gabby	28-0	245	8.8	23-44	.523	0-0	.000	9-13	.692	11	37	48	1.7	52	1	7	14	6	10	55	2.0
05	Jones, Misha	27-0	198	7.3	13-41	.317	7-26	.269	10-11	.909	6	26	32	1.2	29	0	15	17	1	6	43	1.6
33	Gaumont, Jeanne	10-0	104	10.4	4-18	.222	1-8	.125	5-9	.556	4	13	17	1.7	5	0	3	5	3	5	14	1.4
00	Underwood, Libby	26-0	161	6.2	6-30	.200	3-15	.200	14-22	.636	2	13	15	0.6	10	0	8	21	0	2	29	1.1
21	Eichner, Bailey	16-0	46	2.9	2-6	.333	0-2	.000	4-8	.500	6	9	15	0.9	14	0	2	7	2	1	8	0.5
20	Smith, Chandler	21-0	86	4.1	5-17	.294	0-0	.000	0-0	.000	4	8	12	0.6	15	0	3	8	9	1	10	0.5
03	Taylor, Ashley	13-0	32	2.5	2-9	.222	1-3	.333	0-0	.000	0	7	7	0.5	1	0	2	4	0	1	5	0.4
Team											49	71	120				12					
Total.....		29	5876		718-1696	.423	157-514	.305	331-465	.712	291	735	1026	35.4	508	8	456	481	217	264	1924	66.3
Opponents.....		29	5875		700-1793	.390	160-489	.327	333-510	.653	448	747	1195	41.2	477	7	419	517	128	266	1893	65.3

TEAM STATISTICS	WM	OPP
SCORING	1924	1893
Points per game	66.3	65.3
Scoring margin	+1.1	-
FIELD GOALS-ATT	718-1696	700-1793
Field goal pct	.423	.390
3 POINT FG-ATT	157-514	160-489
3-point FG pct	.305	.327
3-pt FG made per game	5.4	5.5
FREE THROWS-ATT	331-465	333-510
Free throw pct	.712	.653
F-Throws made per game	11.4	11.5
REBOUNDS	1026	1195
Rebounds per game	35.4	41.2
Rebounding margin	-5.8	-
ASSISTS	456	419
Assists per game	15.7	14.4
TURNOVERS	481	517
Turnovers per game	16.6	17.8
Turnover margin	+1.2	-
Assist/turnover ratio	0.9	0.8
STEALS	264	266
Steals per game	9.1	9.2
BLOCKS	217	128
Blocks per game	7.5	4.4
ATTENDANCE	11591	12609
Home games-Avg/Game	15-773	14-901
Neutral site-Avg/Game	-	0-0

Score by Periods	1st	2nd	3rd	4th	OT	Totals
William & Mary	483	458	499	458	26	1924
Opponents	445	470	469	476	33	1893

Date	Opponent	Score	Att.
11/11/17	at Howard University	W 83-71	450
11/14/17	FAIRFIELD	W 57-47	453
11/17/17	at St. John's	L 81-92	323
11/21/17	at ECU	Wot 71-65	841
11/25/17	LOYOLA (MD.)	W 70-49	423
11/27/17	DAVIDSON	W 73-55	503
11/29/17	at Richmond	W 78-64	353
12/2/17	at SFU-W	W 92-86	1021
12/5/17	USC UPSTATE	W 83-63	549
12/17/17	OLD DOMINION	W 75-58	2880
12/21/17	NORFOLK STATE	Lot 74-80	531
* 12/29/17	at Col. of Charleston	W 68-54	436
* 12/31/17	at UNCW	W 66-53	718
* 1/7/18	TOWSON	L 66-67	589
* 1/9/18	DREXEL	Lot 58-65	561
* 1/14/18	ELON	W 81-75	543
* 01/19/18	at Hofstra	L 54-65	2262
* 01/21/18	at Northeastern	L 46-64	347
* 1/26/18	COL. OF CHARLESTON	W 79-66	636
* 1/28/18	HOFSTRA	W 63-53	692
* 2/2/18	JAMES MADISON	L 41-86	856
* 02/04/18	at Towson	W 75-63	253
* 02/09/18	at Delaware	L 59-68	1359
* 2/11/18	NORTHEASTERN	W 71-53	1003
* 2/16/18	UNCW	L 49-64	641
* 2/18/18	at DREXEL	L 34-54	802
* 2/23/18	DELAWARE	L 52-61	731
* 03/01/18	at Elon	L 61-82	1329
* 03/03/18	at JMU	L 64-70	2115

* - CAA game

**2017-18 Tribe Women's Basketball
William & Mary Combined Team Statistics (as of Mar 04, 2018)
CAA games only**

RECORD:	OVERALL	HOME	AWAY	NEUTRAL
ALL GAMES	7-11	4-5	3-6	0-0
CONFERENCE	7-11	4-5	3-6	0-0
NON-CONFERENCE	0-0	0-0	0-0	0-0

#	Player	gp-gs	min	avg	Total		3-Point		F-Throw		Rebounds				pf	dq	a	to	blk	stl	pts	avg
					fg-fga	fg%	3fg-fga	3fg%	ft-fa	ft%	off	def	tot	avg								
02	Boggs, Bianca	18-18	575	31.9	96-244	.393	27-91	.297	57-76	.750	30	52	82	4.6	47	0	55	67	12	40	276	15.3
24	Rendle, Abby	18-18	541	30.1	84-155	.542	0-0	.000	29-50	.580	32	102	134	7.4	38	1	21	49	72	19	197	10.9
12	Green, Jenna	18-18	688	38.2	69-181	.381	13-55	.236	29-39	.744	17	49	66	3.7	38	1	100	45	10	23	180	10.0
30	Reynolds, Victoria	18-18	598	33.2	71-167	.425	3-23	.130	21-32	.656	41	88	129	7.2	55	1	33	41	15	37	166	9.2
10	Gamer, Nari	18-3	432	24.0	51-162	.315	40-127	.315	8-10	.800	6	20	26	1.4	24	0	14	28	4	6	150	8.3
11	Pollard, Nyla	18-15	348	19.3	18-54	.333	5-23	.217	5-9	.556	13	13	26	1.4	37	2	18	23	2	5	46	2.6
25	Rogers, Gabby	18-0	177	9.8	14-27	.519	0-0	.000	7-7	1.000	8	26	34	1.9	40	1	4	10	6	7	35	1.9
05	Jones, Misha	16-0	101	6.3	5-21	.238	3-14	.214	4-4	1.000	3	14	17	1.1	14	0	6	6	1	2	17	1.1
04	Gaumont, Jeanne	2-0	17	8.5	1-1	1.000	0-0	.000	0-1	.000	0	1	1	0.5	1	0	0	0	1	0	2	1.0
21	Eichner, Bailey	11-0	28	2.5	2-4	.500	0-1	.000	2-2	1.000	3	6	9	0.8	9	0	2	5	1	1	6	0.5
00	Underwood, Libby	16-0	80	5.0	2-14	.143	0-6	.000	4-6	.667	1	9	10	0.6	4	0	3	10	0	1	8	0.5
03	Taylor, Ashley	7-0	12	1.7	1-6	.167	0-2	.000	0-0	.000	0	3	3	0.4	0	0	1	1	0	0	2	0.3
20	Smith, Chandler	10-0	29	2.9	1-5	.200	0-0	.000	0-0	.000	0	2	2	0.2	6	0	1	2	2	0	2	0.2
Team											33	47	80				9					
Total.....		18	3626		415-1041	.399	91-342	.266	166-236	.703	187	432	619	34.4	313	6	258	296	126	141	1087	60.4
Opponents.....		18	3625		431-1098	.393	91-284	.320	210-317	.662	289	473	762	42.3	269	2	257	293	95	165	1163	64.6

TEAM STATISTICS	WM	OPP	Date	Opponent	Score	Att.
SCORING	1087	1163	* 12/29/17	at Col. of Charleston	w 68-54	436
Points per game	60.4	64.6	* 12/31/17	at UNCW	w 66-53	718
Scoring margin	-4.2	-	* 1/7/18	TOWSON	L 66-67	589
FIELD GOALS-ATT	415-1041	431-1098	* 1/9/18	DREXEL	Lot 58-65	561
Field goal pct	.399	.393	* 1/14/18	ELON	w 81-75	543
3 POINT FG-ATT	91-342	91-284	* 01/19/18	at Hofstra	L 54-65	2262
3-point FG pct	.266	.320	* 01/21/18	at Northeastern	L 46-64	347
3-pt FG made per game	5.1	5.1	* 1/26/18	COL. OF CHARLESTON	w 79-66	636
FREE THROWS-ATT	166-236	210-317	* 1/28/18	HOFSTRA	w 63-53	692
Free throw pct	.703	.662	* 2/2/18	JAMES MADISON	L 41-86	856
F-Throws made per game	9.2	11.7	* 02/04/18	at Towson	w 75-63	253
REBOUNDS	619	762	* 02/09/18	at Delaware	L 59-68	1359
Rebounds per game	34.4	42.3	* 2/11/18	NORTHEASTERN	w 71-53	1003
Rebounding margin	-7.9	-	* 2/16/18	UNCW	L 49-64	641
ASSISTS	258	257	* 2/18/18	at DREXEL	L 34-54	802
Assists per game	14.3	14.3	* 2/23/18	DELAWARE	L 52-61	731
TURNOVERS	296	293	* 03/01/18	at Elon	L 61-82	1329
Turnovers per game	16.4	16.3	* 03/03/18	at JMU	L 64-70	2115
Turnover margin	-0.2	-	* - CAA game			
Assist/turnover ratio	0.9	0.9				
STEALS	141	165				
Steals per game	7.8	9.2				
BLOCKS	126	95				
Blocks per game	7.0	5.3				
ATTENDANCE	6252	9621				
Home games-Avg/Game	9-695	9-1069				
Neutral site-Avg/Game	-	0-0				

Score by Periods	1st	2nd	3rd	4th	OT	Totals
William & Mary	260	274	303	242	8	1087
Opponents	266	313	275	294	15	1163



2017-18 Tribe Women's Basketball
William & Mary Combined Team Statistics (as of Mar 04, 2018)
W&M vs. #1 Drexel

RECORD:	OVERALL	HOME	AWAY	NEUTRAL
ALL GAMES	0-2	0-1	0-1	0-0
CONFERENCE	0-2	0-1	0-1	0-0
NON-CONFERENCE	0-0	0-0	0-0	0-0

#	Player	gp-gs	min	avg	Total		3-Point		F-Throw		Rebounds				pf	dq	a	to	blk	stl	pts	avg
					fg-fga	fg%	3fg-fga	3fg%	ft-fga	ft%	off	def	tot	avg								
02	Boggs, Bianca	2-2	46	23.0	9-19	.474	3-8	.375	8-9	.889	1	3	4	2.0	8	0	2	7	0	2	29	14.5
24	Rendle, Abby	2-2	76	38.0	7-12	.583	0-0	.000	5-7	.714	0	11	11	5.5	3	0	2	9	7	3	19	9.5
12	Green, Jenna	2-2	84	42.0	5-20	.250	1-8	.125	3-3	1.000	2	8	10	5.0	4	0	7	7	2	2	14	7.0
30	Reynolds, Victoria	2-2	74	37.0	4-15	.267	0-3	.000	2-4	.500	2	14	16	8.0	6	1	5	6	3	1	10	5.0
11	Pollard, Nyla	2-2	62	31.0	4-8	.500	1-3	.333	0-0	.000	0	0	0	0.0	6	1	2	3	0	2	9	4.5
05	Jones, Misha	2-0	15	7.5	1-3	.333	1-3	.333	2-2	1.000	0	2	2	1.0	3	0	0	2	0	1	5	2.5
00	Underwood, Libby	2-0	9	4.5	1-1	1.000	0-0	.000	2-2	1.000	0	1	1	0.5	0	0	0	0	0	0	4	2.0
10	Garner, Nari	2-0	43	21.5	0-14	.000	0-12	.000	2-2	1.000	0	1	1	0.5	1	0	1	1	0	0	2	1.0
21	Eichner, Bailey	1-0	3	3.0	0-1	.000	0-0	.000	0-0	.000	0	2	2	2.0	1	0	0	0	0	0	0	0.0
03	Taylor, Ashley	1-0	1	1.0	0-0	.000	0-0	.000	0-0	.000	0	0	0	0.0	0	0	0	0	0	0	0	0.0
25	Rogers, Gabby	2-0	10	5.0	0-2	.000	0-0	.000	0-0	.000	0	1	1	0.5	3	0	0	1	0	0	0	0.0
20	Smith, Chandler	1-0	2	2.0	0-1	.000	0-0	.000	0-0	.000	0	0	0	0.0	0	0	0	0	0	0	0	0.0
	Team										7	7	14				2					
	Total.....	2	425		31-96	.323	6-37	.162	24-29	.828	12	50	62	31.0	35	2	19	38	12	11	92	46.0
	Opponents.....	2	425		44-125	.352	6-32	.188	25-31	.806	33	54	87	43.5	27	0	33	27	9	17	119	59.5

TEAM STATISTICS	WM	OPP	Date	Opponent	Score	Att.
SCORING	92	119	* 1/9/18	DREXEL	Lot 58-65	561
Points per game	46.0	59.5	* 2/18/18	at DREXEL	L 34-54	802
Scoring margin	-13.5	-	* - CAA game			
FIELD GOALS-ATT	31-96	44-125				
Field goal pct	.323	.352				
3 POINT FG-ATT	6-37	6-32				
3-point FG pct	.162	.188				
3-pt FG made per game	3.0	3.0				
FREE THROWS-ATT	24-29	25-31				
Free throw pct	.828	.806				
F-Throws made per game	12.0	12.5				
REBOUNDS	62	87				
Rebounds per game	31.0	43.5				
Rebounding margin	-12.5	-				
ASSISTS	19	33				
Assists per game	9.5	16.5				
TURNOVERS	38	27				
Turnovers per game	19.0	13.5				
Turnover margin	-5.5	-				
Assist/turnover ratio	0.5	1.2				
STEALS	11	17				
Steals per game	5.5	8.5				
BLOCKS	12	9				
Blocks per game	6.0	4.5				
ATTENDANCE	561	802				
Home games-Avg/Game	1-561	1-802				
Neutral site-Avg/Game	-	0-0				

Score by Periods	1st	2nd	3rd	4th	OT	Totals
William & Mary	27	16	26	15	8	92
Opponents	30	22	22	30	15	119



2017-18 Tribe Women's Basketball
William & Mary Combined Team Statistics (as of Mar 04, 2018)
W&M vs. #2 JMU

RECORD:	OVERALL	HOME	AWAY	NEUTRAL
ALL GAMES	0-2	0-1	0-1	0-0
CONFERENCE	0-2	0-1	0-1	0-0
NON-CONFERENCE	0-0	0-0	0-0	0-0

#	Player	gp-gs	min	avg	Total		3-Point		F-Throw		Rebounds				pf	dq	a	to	blk	stl	pts	avg
					fg-fga	fg%	3fg-fga	3fg%	ft-fa	ft%	off	def	tot	avg								
10	Garner, Nari	2-1	56	28.0	8-23	.348	6-17	.353	1-2	.500	1	2	3	1.5	1	0	1	3	0	0	23	11.5
02	Boggs, Bianca	2-2	57	28.5	8-20	.400	3-11	.273	3-5	.600	3	4	7	3.5	5	0	3	12	0	3	22	11.0
12	Green, Jenna	2-2	74	37.0	6-25	.240	3-10	.300	2-4	.500	3	2	5	2.5	4	0	6	3	2	2	17	8.5
30	Reynolds, Victoria	2-2	62	31.0	7-23	.304	0-5	.000	2-2	1.000	10	8	18	9.0	6	0	3	6	0	3	16	8.0
24	Rendle, Abby	2-2	45	22.5	5-17	.294	0-0	.000	4-6	.667	3	8	11	5.5	2	0	4	2	5	1	14	7.0
21	Eichner, Bailey	1-0	7	7.0	1-1	1.000	0-0	.000	2-2	1.000	2	3	5	5.0	1	0	0	2	0	0	4	4.0
25	Rogers, Gabby	2-0	30	15.0	2-2	1.000	0-0	.000	0-0	.000	1	4	5	2.5	7	0	0	1	1	0	4	2.0
05	Jones, Misha	2-0	11	5.5	1-4	.250	1-1	1.000	0-0	.000	0	2	2	1.0	2	0	0	1	1	0	3	1.5
11	Pollard, Nyla	2-1	31	15.5	1-3	.333	0-1	.000	0-0	.000	1	0	1	0.5	2	0	1	0	0	0	2	1.0
20	Smith, Chandler	2-0	12	6.0	0-1	.000	0-0	.000	0-0	.000	0	0	0	0.0	1	0	0	0	1	0	0	0.0
03	Taylor, Ashley	1-0	4	4.0	0-3	.000	0-1	.000	0-0	.000	0	1	1	1.0	0	0	0	0	0	0	0	0.0
00	Underwood, Libby	1-0	11	11.0	0-4	.000	0-1	.000	0-0	.000	0	1	1	1.0	1	0	1	2	0	0	0	0.0
Team											7	6	13					3				
Total.....		2	400		39-126	.310	13-47	.277	14-21	.667	31	41	72	36.0	32	0	19	35	10	9	105	52.5
Opponents.....		2	400		58-117	.496	15-38	.395	25-34	.735	22	59	81	40.5	30	0	35	25	15	17	156	78.0

TEAM STATISTICS	WM	OPP	Date	Opponent	Score	Att.
SCORING	105	156	* 2/2/18	JAMES MADISON	L 41-86	856
Points per game	52.5	78.0	* 03/03/18	at JMU	L 64-70	2115
Scoring margin	-25.5	-	* - CAA game			
FIELD GOALS-ATT	39-126	58-117				
Field goal pct	.310	.496				
3 POINT FG-ATT	13-47	15-38				
3-point FG pct	.277	.395				
3-pt FG made per game	6.5	7.5				
FREE THROWS-ATT	14-21	25-34				
Free throw pct	.667	.735				
F-Throws made per game	7.0	12.5				
REBOUNDS	72	81				
Rebounds per game	36.0	40.5				
Rebounding margin	-4.5	-				
ASSISTS	19	35				
Assists per game	9.5	17.5				
TURNOVERS	35	25				
Turnovers per game	17.5	12.5				
Turnover margin	-5.0	-				
Assist/turnover ratio	0.5	1.4				
STEALS	9	17				
Steals per game	4.5	8.5				
BLOCKS	10	15				
Blocks per game	5.0	7.5				
ATTENDANCE	856	2115				
Home games-Avg/Game	1-856	1-2115				
Neutral site-Avg/Game	-	0-0				

Score by Periods	1st	2nd	3rd	4th	Totals
William & Mary	21	25	34	25	105
Opponents	36	45	37	38	156

2017-18 Tribe Women's Basketball
William & Mary Combined Team Statistics (as of Mar 04, 2018)
W&M vs. #3 Elon

RECORD:	OVERALL	HOME	AWAY	NEUTRAL
ALLGAMES	1-1	1-0	0-1	0-0
CONFERENCE	1-1	1-0	0-1	0-0
NON-CONFERENCE	0-0	0-0	0-0	0-0

#	Player	gp-gs	min	avg	Total	3-Point	F-Throw	Rebounds	pf	dq	a	to	blk	stl	pts	avg
					fg-fga	fg%	3fg-fga	3fg%	ft-fa	ft%	off	def	tot	avg		
02	Boggs, Bianca	2-2	62	31.0	11-24	.458	4-8	.500	5-6	.833	0	5	5	2.5	5	0
12	Green, Jenna	2-2	77	38.5	10-23	.435	2-6	.333	7-9	.778	4	4	8	4.0	5	0
24	Rendle, Abby	2-2	51	25.5	11-17	.647	0-0	.000	4-7	.571	1	9	10	5.0	5	1
10	Garner, Nari	2-0	51	25.5	9-18	.500	6-12	.500	0-0	.000	1	1	2	1.0	3	0
30	Reynolds, Victoria	2-2	62	31.0	9-13	.692	0-0	.000	5-6	.833	1	7	8	4.0	8	0
03	Taylor, Ashley	1-0	3	3.0	1-1	1.000	0-0	.000	0-0	.000	0	1	1	1.0	0	0
11	Pollard, Nyla	2-2	34	17.0	1-9	.111	0-4	.000	1-2	.500	1	2	3	1.5	4	0
25	Rogers, Gabby	2-0	32	16.0	1-3	.333	0-0	.000	0-0	.000	0	7	7	3.5	9	1
00	Underwood, Libby	2-0	12	6.0	1-1	1.000	0-0	.000	0-0	.000	0	0	0	0.0	1	0
21	Eichner, Bailey	2-0	2	1.0	0-0	.000	0-0	.000	0-0	.000	0	0	0	0.0	0	0
05	Jones, Misha	2-0	7	3.5	0-0	.000	0-0	.000	0-0	.000	0	1	1	0.5	0	0
20	Smith, Chandler	1-0	7	7.0	0-1	.000	0-0	.000	0-0	.000	0	1	1	1.0	3	0
Team											6	7	13			2
Total.....		2	400		54-110	.491	12-30	.400	22-30	.733	14	45	59	29.5	43	2
Opponents.....		2	400		57-127	.449	10-28	.357	33-49	.673	33	47	80	40.0	34	0

TEAM STATISTICS	WM	OPP
SCORING	142	157
Points per game	71.0	78.5
Scoring margin	-7.5	-
FIELD GOALS-ATT	54-110	57-127
Field goal pct	.491	.449
3 POINT FG-ATT	12-30	10-28
3-point FG pct	.400	.357
3-pt FG made per game	6.0	5.0
FREE THROWS-ATT	22-30	33-49
Free throw pct	.733	.673
F-Throws made per game	11.0	16.5
REBOUNDS	59	80
Rebounds per game	29.5	40.0
Rebounding margin	-10.5	-
ASSISTS	31	35
Assists per game	15.5	17.5
TURNOVERS	39	32
Turnovers per game	19.5	16.0
Turnover margin	-3.5	-
Assist/turnover ratio	0.8	1.1
STEALS	21	24
Steals per game	10.5	12.0
BLOCKS	15	14
Blocks per game	7.5	7.0
ATTENDANCE	543	1329
Home games-Avg/Game	1-543	1-1329
Neutral site-Avg/Game	-	0-0

Date	Opponent	Score	Att.
* 1/14/18	ELON	W 81-75	543
* 03/01/18	at Elon	L 61-82	1329

* - CAA game

Score by Periods	1st	2nd	3rd	4th	Totals
William & Mary	32	33	41	36	142
Opponents	31	39	42	45	157



2017-18 Tribe Women's Basketball
William & Mary Combined Team Statistics (as of Mar 04, 2018)
W&M vs. #4 NU

RECORD:	OVERALL	HOME	AWAY	NEUTRAL
ALL GAMES	1-1	1-0	0-1	0-0
CONFERENCE	1-1	1-0	0-1	0-0
NON-CONFERENCE	0-0	0-0	0-0	0-0

#	Player	gp-gs	min	avg	Total		3-Point		F-Throw		Rebounds				pf	dq	a	to	blk	stl	pts	avg
					fg-fga	fg%	3fg-fga	3fg%	ft-fa	ft%	off	def	tot	avg								
02	Boggs, Bianca	2-2	69	34.5	12-29	.414	4-13	.308	6-8	.750	4	8	12	6.0	4	0	6	6	2	3	34	17.0
30	Reynolds, Victoria	2-2	62	31.0	14-22	.636	1-2	.500	1-3	.333	5	4	9	4.5	5	0	3	8	3	2	30	15.0
24	Rendle, Abby	2-2	62	31.0	6-11	.545	0-0	.000	4-10	.400	10	21	31	15.5	5	0	7	5	8	2	16	8.0
10	Garner, Nari	2-0	41	20.5	4-19	.211	4-15	.267	0-0	.000	0	0	0	0.0	2	0	2	0	0	0	12	6.0
12	Green, Jenna	2-2	73	36.5	4-19	.211	0-9	.000	0-0	.000	1	8	9	4.5	4	0	10	7	2	1	8	4.0
11	Pollard, Nyla	2-2	46	23.0	3-9	.333	1-4	.250	0-0	.000	5	1	6	3.0	8	1	3	3	0	1	7	3.5
25	Rogers, Gabby	2-0	18	9.0	2-2	1.000	0-0	.000	2-2	1.000	2	1	3	1.5	2	0	1	1	0	0	6	3.0
05	Jones, Misha	2-0	10	5.0	1-1	1.000	0-0	.000	0-0	.000	1	1	2	1.0	1	0	0	1	0	0	2	1.0
21	Eichner, Bailey	2-0	2	1.0	1-1	1.000	0-0	.000	0-0	.000	0	1	1	0.5	0	0	0	0	0	0	2	1.0
03	Taylor, Ashley	2-0	1	0.5	0-1	.000	0-0	.000	0-0	.000	0	0	0	0.0	0	0	0	0	0	0	0	0.0
00	Underwood, Libby	2-0	16	8.0	0-3	.000	0-2	.000	0-0	.000	0	5	5	2.5	1	0	1	2	0	0	0	0.0
Team											2	4	6									
Total.....		2	400		47-117	.402	10-45	.222	13-23	.565	30	54	84	42.0	32	1	33	33	15	9	117	58.5
Opponents.....		2	400		41-121	.339	14-45	.311	21-33	.636	29	45	74	37.0	29	1	30	25	5	18	117	58.5

TEAM STATISTICS	WM	OPP	Date	Opponent	Score	Att.
SCORING	117	117	* 01/21/18	at Northeastern	L 46-64	347
Points per game	58.5	58.5	* 2/11/18	NORTHEASTERN	W 71-53	1003
Scoring margin	+0.0	-	* - CAA game			
FIELD GOALS-ATT	47-117	41-121				
Field goal pct	.402	.339				
3 POINT FG-ATT	10-45	14-45				
3-point FG pct	.222	.311				
3-pt FG made per game	5.0	7.0				
FREE THROWS-ATT	13-23	21-33				
Free throw pct	.565	.636				
F-Throws made per game	6.5	10.5				
REBOUNDS	84	74				
Rebounds per game	42.0	37.0				
Rebounding margin	+5.0	-				
ASSISTS	33	30				
Assists per game	16.5	15.0				
TURNOVERS	33	25				
Turnovers per game	16.5	12.5				
Turnover margin	-4.0	-				
Assist/turnover ratio	1.0	1.2				
STEALS	9	18				
Steals per game	4.5	9.0				
BLOCKS	15	5				
Blocks per game	7.5	2.5				
ATTENDANCE	1003	347				
Home games-Avg/Game	1-1003	1-347				
Neutral site-Avg/Game	-	0-0				

Score by Periods	1st	2nd	3rd	4th	Totals
William & Mary	34	28	28	27	117
Opponents	30	30	27	30	117

2017-18 Tribe Women's Basketball
William & Mary Combined Team Statistics (as of Mar 04, 2018)
W&M vs. #5 Delaware

RECORD:	OVERALL	HOME	AWAY	NEUTRAL
ALLGAMES	0-2	0-1	0-1	0-0
CONFERENCE	0-2	0-1	0-1	0-0
NON-CONFERENCE	0-0	0-0	0-0	0-0

#	Player	gp-gs	min	avg	Total			3-Point		F-Throw		Rebounds				pf	dq	a	to	blk	stl	pts	avg
					fg-fga	fg%	3fg-fga	3fg%	ft-fa	ft%	off	def	tot	avg									
24	Rendle, Abby	2-2	69	34.5	13-25	.520	0-0	.000	4-7	.571	4	12	16	8.0	6	0	0	6	10	2	30	15.0	
10	Garner, Nari	2-0	61	30.5	9-25	.360	6-18	.333	0-0	.000	0	6	6	3.0	4	0	0	4	1	1	24	12.0	
02	Boggs, Bianca	2-2	63	31.5	5-25	.200	1-11	.091	12-12	1.000	1	12	13	6.5	5	0	9	6	0	5	23	11.5	
12	Green, Jenna	2-2	72	36.0	7-18	.389	0-3	.000	2-3	.667	1	3	4	2.0	7	1	9	1	1	3	16	8.0	
05	Jones, Misha	1-0	27	27.0	1-6	.167	1-6	.167	2-2	1.000	1	4	5	5.0	3	0	4	0	0	0	5	5.0	
30	Reynolds, Victoria	2-2	50	25.0	3-9	.333	0-0	.000	3-3	1.000	6	5	11	5.5	6	0	1	3	0	3	9	4.5	
11	Pollard, Nyla	2-2	34	17.0	1-5	.200	0-3	.000	0-0	.000	1	1	2	1.0	4	0	1	1	1	0	2	1.0	
25	Rogers, Gabby	2-0	11	5.5	1-2	.500	0-0	.000	0-0	.000	1	2	3	1.5	3	0	0	0	1	0	2	1.0	
21	Eichner, Bailey	2-0	7	3.5	0-0	.000	0-0	.000	0-0	.000	1	0	1	0.5	3	0	0	1	0	0	0	0.0	
20	Smith, Chandler	2-0	2	1.0	0-0	.000	0-0	.000	0-0	.000	0	0	0	0.0	1	0	0	0	0	0	0	0.0	
00	Underwood, Libby	2-0	4	2.0	0-1	.000	0-1	.000	0-0	.000	0	0	0	0.0	0	0	0	2	0	0	0	0.0	
	Team										2	6	8										
	Total.....	2	400		40-116	.345	8-42	.190	23-27	.852	18	51	69	34.5	42	1	24	24	14	14	111	55.5	
	Opponents.....	2	400		49-120	.408	7-24	.292	24-39	.615	30	61	91	45.5	34	1	31	27	12	17	129	64.5	

TEAM STATISTICS	WM	OPP	Date	Opponent	Score	Att.
SCORING	111	129	* 02/09/18	at Delaware	L 59-68	1359
Points per game	55.5	64.5	* 2/23/18	DELAWARE	L 52-61	731
Scoring margin	-9.0	-	* - CAA game			
FIELD GOALS-ATT	40-116	49-120				
Field goal pct	.345	.408				
3 POINT FG-ATT	8-42	7-24				
3-point FG pct	.190	.292				
3-pt FG made per game	4.0	3.5				
FREE THROWS-ATT	23-27	24-39				
Free throw pct	.852	.615				
F-Throws made per game	11.5	12.0				
REBOUNDS	69	91				
Rebounds per game	34.5	45.5				
Rebounding margin	-11.0	-				
ASSISTS	24	31				
Assists per game	12.0	15.5				
TURNOVERS	24	27				
Turnovers per game	12.0	13.5				
Turnover margin	+1.5	-				
Assist/turnover ratio	1.0	1.1				
STEALS	14	17				
Steals per game	7.0	8.5				
BLOCKS	14	12				
Blocks per game	7.0	6.0				
ATTENDANCE	731	1359				
Homegames-Avg/Game	1-731	1-1359				
Neutral site-Avg/Game	-	0-0				

Score by Periods	1st	2nd	3rd	4th	Totals
William & Mary	21	28	42	20	111
Opponents	33	40	32	24	129

2017-18 Tribe Women's Basketball
William & Mary Combined Team Statistics (as of Mar 04, 2018)
W&M vs. #7 Hofstra

RECORD:	OVERALL	HOME	AWAY	NEUTRAL
ALL GAMES	1-1	1-0	0-1	0-0
CONFERENCE	1-1	1-0	0-1	0-0
NON-CONFERENCE	0-0	0-0	0-0	0-0

#	Player	gp-gs	min	avg	Total		3-Point		F-Throw		Rebounds				pf	dq	a	to	blk	stl	pts	avg
					fg-fga	fg%	3fg-fga	3fg%	ft-fga	ft%	off	def	tot	avg								
02	Boggs, Bianca	2-2	73	36.5	16-32	.500	4-10	.400	3-6	.500	6	6	12	6.0	5	0	6	9	4	6	39	19.5
30	Reynolds, Victoria	2-2	72	36.0	11-22	.500	1-1	1.000	3-5	.600	3	12	15	7.5	5	0	1	7	2	8	26	13.0
12	Green, Jenna	2-2	77	38.5	9-21	.429	1-4	.250	4-4	1.000	2	7	9	4.5	3	0	7	4	1	1	23	11.5
10	Garner,Nari	2-1	50	25.0	3-11	.273	3-9	.333	1-2	.500	1	6	7	3.5	2	0	2	5	0	1	10	5.0
11	Pollard, Nyla	2-1	32	16.0	3-6	.500	2-3	.667	0-0	.000	2	2	4	2.0	2	0	0	5	0	0	8	4.0
25	Rogers, Gabby	2-0	26	13.0	2-5	.400	0-0	.000	2-2	1.000	2	6	8	4.0	6	0	1	2	0	1	6	3.0
24	Rendle, Abby	2-2	54	27.0	2-11	.182	0-0	.000	1-2	.500	3	8	11	5.5	5	0	2	3	5	3	5	2.5
05	Jones, Misha	1-0	3	3.0	0-1	.000	0-1	.000	0-0	.000	0	0	0	0.0	1	0	0	0	0	0	0	0.0
20	Smith, Chandler	1-0	1	1.0	0-1	.000	0-0	.000	0-0	.000	0	0	0	0.0	0	0	0	0	0	0	0	0.0
21	Eichner, Bailey	1-0	4	4.0	0-0	.000	0-0	.000	0-0	.000	0	0	0	0.0	2	0	2	1	1	1	0	0.0
00	Underwood, Libby	2-0	8	4.0	0-0	.000	0-0	.000	0-0	.000	0	1	1	0.5	0	0	0	1	0	0	0	0.0
Team											3	1	4									
Total.....		2	400		46-110	.418	11-28	.393	14-21	.667	22	49	71	35.5	31	0	21	37	13	21	117	58.5
Opponents.....		2	400		45-108	.417	11-28	.393	17-37	.459	27	45	72	36.0	27	0	26	38	12	19	118	59.0

TEAM STATISTICS	WM	OPP	Date	Opponent	Score	Att.
SCORING	117	118	* 01/19/18	at Hofstra	L 54-65	2262
Points per game	58.5	59.0	* 1/28/18	HOFSTRA	W 63-53	692
Scoring margin	-0.5	-	* - CAA game			
FIELD GOALS-ATT	46-110	45-108				
Field goal pct	.418	.417				
3 POINT FG-ATT	11-28	11-28				
3-point FG pct	.393	.393				
3-pt FG made per game	5.5	5.5				
FREE THROWS-ATT	14-21	17-37				
Free throw pct	.667	.459				
F-Throws made per game	7.0	8.5				
REBOUNDS	71	72				
Rebounds per game	35.5	36.0				
Rebounding margin	-0.5	-				
ASSISTS	21	26				
Assists per game	10.5	13.0				
TURNOVERS	37	38				
Turnovers per game	18.5	19.0				
Turnover margin	+0.5	-				
Assist/turnover ratio	0.6	0.7				
STEALS	21	19				
Steals per game	10.5	9.5				
BLOCKS	13	12				
Blocks per game	6.5	6.0				
ATTENDANCE	692	2262				
Home games-Avg/Game	1-692	1-2262				
Neutral site-Avg/Game	-	0-0				

Score by Periods	1st	2nd	3rd	4th	Totals
William & Mary	26	28	32	31	117
Opponents	28	26	34	30	118

2017-18 Tribe Women's Basketball
William & Mary Combined Team Statistics (as of Mar 04, 2018)
W&M vs. #8 UNCW

RECORD:	OVERALL	HOME	AWAY	NEUTRAL
ALL GAMES	1-1	0-1	1-0	0-0
CONFERENCE	1-1	0-1	1-0	0-0
NON-CONFERENCE	0-0	0-0	0-0	0-0

#	Player	gp-gs	min	avg	Total		3-Point		F-Throw		Rebounds				pf	dq	a	to	blk	stl	pts	avg
					fg-fga	fg%	3fg-fga	3fg%	ft-fa	ft%	off	def	tot	avg								
24	Rendle, Abby	2-2	65	32.5	14-23	.609	0-0	.000	3-5	.600	5	10	15	7.5	2	0	3	4	5	4	31	15.5
12	Green, Jenna	2-2	75	37.5	11-21	.524	2-6	.333	0-2	.000	0	9	9	4.5	4	0	11	5	0	3	24	12.0
02	Boggs, Bianca	2-2	67	33.5	6-32	.188	3-11	.273	5-7	.714	1	4	5	2.5	8	0	6	8	1	4	20	10.0
10	Garner, Nari	2-0	31	15.5	5-11	.455	5-10	.500	2-2	1.000	0	1	1	0.5	6	0	0	1	1	1	17	8.5
30	Reynolds, Victoria	2-2	77	38.5	5-16	.313	0-2	.000	2-3	.667	4	13	17	8.5	6	0	9	4	1	5	12	6.0
11	Pollard, Nyla	2-2	47	23.5	3-6	.500	1-3	.333	0-0	.000	0	3	3	1.5	5	0	2	5	0	0	7	3.5
04	Gaumont, Jeanne	1-0	12	12.0	1-1	1.000	0-0	.000	0-1	.000	0	1	1	1.0	0	0	0	0	1	0	2	2.0
25	Rogers, Gabby	2-0	12	6.0	1-2	.500	0-0	.000	0-0	.000	0	2	2	1.0	3	0	1	0	0	0	2	1.0
20	Smith, Chandler	1-0	2	2.0	0-0	.000	0-0	.000	0-0	.000	0	0	0	0.0	1	0	0	0	0	0	0	0.0
05	Jones, Misha	2-0	3	1.5	0-1	.000	0-1	.000	0-0	.000	0	0	0	0.0	1	0	0	0	0	1	0	0.0
03	Taylor, Ashley	1-0	2	2.0	0-1	.000	0-1	.000	0-0	.000	0	0	0	0.0	0	0	0	1	0	0	0	0.0
00	Underwood, Libby	2-0	7	3.5	0-2	.000	0-1	.000	0-0	.000	0	0	0	0.0	0	0	0	0	0	1	0	0.0
Team											0	6	6									
Total.....		2	400		46-116	.397	11-35	.314	12-20	.600	10	49	59	29.5	36	0	32	28	9	19	115	57.5
Opponents.....		2	400		41-124	.331	11-37	.297	24-35	.686	40	65	105	52.5	21	0	22	36	5	15	117	58.5

TEAM STATISTICS	WM	OPP
SCORING	115	117
Points per game	57.5	58.5
Scoring margin	-1.0	-
FIELD GOALS-ATT	46-116	41-124
Field goal pct	.397	.331
3 POINT FG-ATT	11-35	11-37
3-point FG pct	.314	.297
3-pt FG made per game	5.5	5.5
FREE THROWS-ATT	12-20	24-35
Free throw pct	.600	.686
F-Throws made per game	6.0	12.0
REBOUNDS	59	105
Rebounds per game	29.5	52.5
Rebounding margin	-23.0	-
ASSISTS	32	22
Assists per game	16.0	11.0
TURNOVERS	28	36
Turnovers per game	14.0	18.0
Turnover margin	+4.0	-
Assist/turnover ratio	1.1	0.6
STEALS	19	15
Steals per game	9.5	7.5
BLOCKS	9	5
Blocks per game	4.5	2.5
ATTENDANCE	641	718
Home games-Avg/Game	1-641	1-718
Neutral site-Avg/Game	-	0-0

Date	Opponent		Score	Att.
* 12/31/17	atUNCW	W	66-53	718
* 2/16/18	UNCW	L	49-64	641

* - CAA game

Score by Periods	1st	2nd	3rd	4th	Totals
William & Mary	27	39	35	14	115
Opponents	20	38	26	33	117

**2017-18 Tribe Women's Basketball
William & Mary Combined Team Statistics (as of Mar 04, 2018)
W&M vs. #9 Towson**

RECORD:	OVERALL	HOME	AWAY	NEUTRAL
ALL GAMES	1-1	0-1	1-0	0-0
CONFERENCE	1-1	0-1	1-0	0-0
NON-CONFERENCE	0-0	0-0	0-0	0-0

#	Player	gp-gs	min	avg	Total		3-Point		F-Throw		Rebounds				pf	dq	a	to	blk	stl	pts	avg
					fg-fga	fg%	3fg-fga	3fg%	ft-fga	ft%	off	def	tot	avg								
02	Boggs, Bianca	2-2	74	37.0	12-33	.364	2-7	.286	11-17	.647	8	5	13	6.5	4	0	9	7	0	4	37	18.5
12	Green, Jenna	2-2	80	40.0	9-22	.409	2-4	.500	8-10	.800	2	3	5	2.5	4	0	16	6	2	3	28	14.0
30	Reynolds, Victoria	2-2	66	33.0	10-19	.526	1-4	.250	2-2	1.000	1	12	13	6.5	8	0	5	5	3	3	23	11.5
10	Garner, Nari	2-0	50	25.0	7-18	.389	7-16	.438	0-0	.000	2	1	3	1.5	2	0	1	6	0	1	21	10.5
24	Rendle, Abby	2-2	57	28.5	9-19	.474	0-0	.000	0-0	.000	3	10	13	6.5	6	0	0	9	11	3	18	9.0
25	Rogers, Gabby	2-0	21	10.5	3-3	1.000	0-0	.000	2-2	1.000	1	2	3	1.5	5	0	0	1	2	0	8	4.0
11	Pollard, Nyla	2-2	28	14.0	1-2	.500	0-0	.000	2-3	.667	1	0	1	0.5	5	0	0	1	0	0	4	2.0
05	Jones, Misha	2-0	17	8.5	1-3	.333	0-0	.000	0-0	.000	1	3	4	2.0	3	0	1	0	0	0	2	1.0
20	Smith, Chandler	1-0	2	2.0	0-0	.000	0-0	.000	0-0	.000	0	1	1	1.0	0	0	1	0	0	0	0	0.0
21	Eichner, Bailey	1-0	1	1.0	0-0	.000	0-0	.000	0-0	.000	0	0	0	0.0	1	0	0	1	0	0	0	0.0
00	Underwood, Libby	1-0	4	4.0	0-1	.000	0-1	.000	0-0	.000	0	1	1	1.0	0	0	0	1	0	0	0	0.0
Team											4	8	12									
Total.....		2	400		52-120	.433	12-32	.375	25-34	.735	23	46	69	34.5	38	0	38	37	18	14	141	70.5
Opponents.....		2	400		47-134	.351	7-25	.280	29-39	.744	45	48	93	46.5	38	0	20	41	18	24	130	65.0

TEAM STATISTICS	WM	OPP	Date	Opponent	Score	Att.
SCORING	141	130	* 1/7/18	TOWSON	L 66-67	589
Points per game	70.5	65.0	* 02/04/18	at Towson	W 75-63	253
Scoring margin	+5.5	-	* - CAA game			
FIELD GOALS-ATT	52-120	47-134				
Field goal pct	.433	.351				
3 POINT FG-ATT	12-32	7-25				
3-point FG pct	.375	.280				
3-pt FG made per game	6.0	3.5				
FREE THROWS-ATT	25-34	29-39				
Free throw pct	.735	.744				
F-Throws made per game	12.5	14.5				
REBOUNDS	69	93				
Rebounds per game	34.5	46.5				
Rebounding margin	-12.0	-				
ASSISTS	38	20				
Assists per game	19.0	10.0				
TURNOVERS	37	41				
Turnovers per game	18.5	20.5				
Turnover margin	+2.0	-				
Assist/turnover ratio	1.0	0.5				
STEALS	14	24				
Steals per game	7.0	12.0				
BLOCKS	18	18				
Blocks per game	9.0	9.0				
ATTENDANCE	589	253				
Home games-Avg/Game	1-589	1-253				
Neutral site-Avg/Game	-	0-0				

Score by Periods	1st	2nd	3rd	4th	Totals
William & Mary	30	42	30	39	141
Opponents	25	41	29	35	130

2017-18 Tribe Women's Basketball
William & Mary Combined Team Statistics (as of Mar 04, 2018)
W&M vs. #10 CofC

RECORD:	OVERALL	HOME	AWAY	NEUTRAL
ALL GAMES	2-0	1-0	1-0	0-0
CONFERENCE	2-0	1-0	1-0	0-0
NON-CONFERENCE	0-0	0-0	0-0	0-0

#	Player	gp-gs	min	avg	Total		3-Point		F-Throw		Rebounds				pf	dq	a	to	blk	stl	pts	avg
					fg-fga	fg%	3fg-fga	3fg%	ft-fa	ft%	off	def	tot	avg								
02	Boggs, Bianca	2-2	64	32.0	17-30	.567	3-12	.250	4-6	.667	6	5	11	5.5	3	0	8	4	2	8	41	20.5
24	Rendle, Abby	2-2	62	31.0	17-20	.850	0-0	.000	4-6	.667	3	13	16	8.0	4	0	2	8	12	0	38	19.0
12	Green, Jenna	2-2	76	38.0	8-12	.667	2-5	.400	3-4	.750	2	5	7	3.5	3	0	19	3	0	4	21	10.5
10	Garner, Nari	2-1	49	24.5	6-23	.261	3-18	.167	2-2	1.000	1	2	3	1.5	3	0	5	2	1	2	17	8.5
30	Reynolds, Victoria	2-2	73	36.5	8-28	.286	0-6	.000	1-4	.250	9	13	22	11.0	5	0	3	1	2	7	17	8.5
25	Rogers, Gabby	2-0	17	8.5	2-6	.333	0-0	.000	1-1	1.000	1	1	2	1.0	2	0	0	1	2	2	5	2.5
11	Pollard, Nyla	2-1	34	17.0	1-6	.167	0-2	.000	2-4	.500	2	4	6	3.0	1	0	3	3	1	0	4	2.0
20	Smith, Chandler	1-0	1	1.0	1-1	1.000	0-0	.000	0-0	.000	0	0	0	0.0	0	0	0	0	0	0	2	2.0
00	Underwood, Libby	2-0	9	4.5	0-1	.000	0-0	.000	2-4	.500	1	0	1	0.5	1	0	0	0	0	0	2	1.0
21	Eichner, Bailey	1-0	2	2.0	0-1	.000	0-1	.000	0-0	.000	0	0	0	0.0	1	0	0	0	0	0	0	0.0
05	Jones, Misha	2-0	8	4.0	0-2	.000	0-2	.000	0-0	.000	0	1	1	0.5	0	0	0	1	0	0	0	0.0
04	Gaumont, Jeanne	1-0	5	5.0	0-0	.000	0-0	.000	0-0	.000	0	0	0	0.0	1	0	0	0	0	0	0	0.0
03	Taylor, Ashley	1-0	1	1.0	0-0	.000	0-0	.000	0-0	.000	0	1	1	1.0	0	0	1	0	0	0	0	0.0
Team											2	2	4				2					
Total.....		2	401		60-130	.462	8-46	.174	19-31	.613	27	47	74	37.0	24	0	41	25	20	23	147	73.5
Opponents.....		2	400		49-122	.402	10-27	.370	12-20	.600	30	49	79	39.5	29	0	25	42	5	14	120	60.0

TEAM STATISTICS	WM	OPP
SCORING	147	120
Points per game	73.5	60.0
Scoring margin	+13.5	-
FIELD GOALS-ATT	60-130	49-122
Field goal pct	.462	.402
3 POINT FG-ATT	8-46	10-27
3-point FG pct	.174	.370
3-pt FG made per game	4.0	5.0
FREE THROWS-ATT	19-31	12-20
Free throw pct	.613	.600
F-Throws made per game	9.5	6.0
REBOUNDS	74	79
Rebounds per game	37.0	39.5
Rebounding margin	-2.5	-
ASSISTS	41	25
Assists per game	20.5	12.5
TURNOVERS	25	42
Turnovers per game	12.5	21.0
Turnover margin	+8.5	-
Assist/turnover ratio	1.6	0.6
STEALS	23	14
Steals per game	11.5	7.0
BLOCKS	20	5
Blocks per game	10.0	2.5
ATTENDANCE	636	436
Home games-Avg/Game	1-636	1-436
Neutral site-Avg/Game	-	0-0

Score by Periods	1st	2nd	3rd	4th	Totals
William & Mary	42	35	35	35	147
Opponents	33	32	26	29	120

Date	Opponent		Score	Att.
* 12/29/17	at Col. of Charleston	w	68-54	436
* 1/26/18	COL. OF CHARLESTON	w	79-66	636

* - CAA game

W&M's Abby Rendle: the CAA's blockbuster defender

By LadySwish contributor Bob Flynn

With 52 seconds left in the third quarter of a game against William & Mary on Dec. 17, ODU's MaKayla Timmons drove the right side of the lane, trying to cut into a 10-point deficit. Tribe center Abby Rendle came over to help defensively, and as she had done 273 times before in her career, thwarted the offensive attempt with a blocked shot. The ball didn't end up in the third row nor was it sent back to half court. But it was just as impressive because it allowed Rendle to set the CAA record for career blocks, surpassing the mark set by current WNBA standout Elena Delle Donne, who starred at Delaware from 2009-13.

"I think it's really cool. I kind of look up to her," said Rendle, who earlier in the season set the Tribe's career record for blocks. "It's cool being able to say I surpassed Elena Delle Donne."

Rendle, a 6-foot-4 senior from Reston, Va., has had a major impact on the W&M program since stepping foot on the school's campus in Williamsburg. She set a W&M freshman record for blocks with 68 in 2014-15, had 53 her sophomore season before missing the final 13 games of the season because of a foot injury, and set a single-season school record with 101 last year. With her nine blocks in the win over ODU and two more four days later against Norfolk State, Rendle has 277 in her career. Another current WNBA star, Brittney Griner, holds the NCAA Division I record with 748 blocks. She played for Baylor from 2010-13.

"The record is tremendous. When you think of the name (of who she passed) it just adds to the validity of the record she just broke," said Tribe coach Ed Swanson. "And you look at it and she missed half a year with an ankle injury."

Assistant coach Sarah Eichler, in her second year with the Tribe, works with post players every day.

"When I first saw Abby was on my interview and she was very soft-spoken," Eichler said in an email. "I remember thinking to myself 'Someone with her frame must dominate on the court.' She has delivered in all aspects of the game."

Rendle has been a defensive force for some time. At South Lakes High School, she finished her career with 489 blocks, including a single-game record of 16.

"I was good at blocking in high school, but you don't really compare yourself ... you don't really see the big picture of it all," she said. "I've never really had a comparison until now of how good a blocker I am."

Teammate Jenna Green has had a close view of Rendle's talents for a number of years. They were teammates in AAU ball before coming to the Tribe.



“You learn over time not to try to shoot a layup over Abby Rendle,” Green said.

Many opponents learned that lesson the hard way. ODU’s Odegua Oigbokie, a 6-1 redshirt senior, shot just 4 for 12 (10 points), with Rendle registering five blocks against her. Rendle’s career high in blocks is 10, which she has done three times. She has posted the only three triple-doubles in school history, all coming on points, rebounds and blocks. Her 55 blocks and 5.0 average this year are among the best in the country.

“She’s got really good timing, and she doesn’t foul often,” Swanson said of Rendle’s shot-blocking ability. “It’s just a skill you really can’t teach. It’s a knack. It’s timing.”

Eichler agreed.

“Abby has impeccable timing. ... Even though she has length as an advantage, shot-blocking without fouling is much more difficult than she makes it look.”

Swanson adds Rendle has an intangible that also plays a key role in her defense.

“She has a really good feel for the game, and I think that translates over to her defense, to her shot-blocking,” he said. “She comes up with big blocks. She’s a good help defender. She blocks her player’s shot a lot, but she also blocks the guards who continue to challenge her inside, which I find kind of surprising.”

All that was evident on her block that set the CAA record. Timmons, a 5-7 junior guard, was side-by-side with Green coming down the lane. Rendle came over to help out. Instead of the Tribe’s lead being cut to 8, W&M added two free throws and a field goal after the block to take a 14-point lead into the fourth quarter before closing out a 75-58 win.

Rendle, averaging 13.3 points this year and shooting 51.8 percent from the field, hopes her playing career isn’t over when W&M’s season ends. She is looking to follow in the footsteps of recent Tribe grads and play professionally.

“When I first came to play (in) college, I didn’t think I wanted to play overseas or continue past college,” she said. “But after four years, I’m definitely considering going overseas to continue my basketball career.”

Eichler said Rendle knows she has to be more than just a shot-blocker on defense to reach the next level.

“She draws a lot of attention because she can block shots, but she really wants to be more than that as a defender,” Eichler said. “She knows it’s important to continue to improve her foot speed, perimeter defensive abilities and her one-on-one block defense. I think (by) honing those skills while continuing to improve her finishing she will become the complete package for any coach that comes looking.”

William and Mary seniors looking to continue historic four-year run

By LadySwish contributor Bob Flynn

The records and accolades have been mounting for what now is William & Mary's senior class since the players' first season in Williamsburg.

Those began with the school's first postseason bid (a first-round loss to Xavier in the WBI in 2015), and has continued with a 28-5 record in nonconference games the past three seasons. And the Tribe is coming off one of the most impressive seasons in school history. Among the accomplishments last season:

- Their first CAA tournament win since 2009
- Their first CAA tournament semifinal appearance since 2001
- A program record-tying 20-win season
- Their best record after 11 games (10-1)

Those feats also led to countless CAA weekly and season awards, and have the three seniors on the squad on the verge of becoming the winningest class in school history. Heading into the CAA regular-season opener Dec. 29 at the College of Charleston, Abby Rendle, Jenna Green and Jeanne Gaumont have amassed 59 wins, three short of the record set by the Class of 2009. (The numbers might be even more impressive if not for an injury to Rendle her sophomore season. The Tribe were 12-5 with her and 3-10 without her.) In the four seasons before this year's seniors arrived, the Tribe had just 29 wins.

For Tribe coach Ed Swanson, it's easy to pick out the most impressive of all those stats, awards and numbers. It's the win total.

"That says it all. It really does," he said. "W&M has had basketball for ... I think next year is going to be the 100th year. I mean that really says it all. It's in the numbers right there."

Swanson, who was named the program's coach May 7, 2013, said the three had extra pressure on them because they were his first recruits with the Tribe.

"It's hard being the first recruiting class of a new coach, at any level," Swanson said. "The players that you have in your program (might say) 'Oh these are the coach's recruits.' That's what's in the back of players' minds. I think they've handled it admirably. They've done a fantastic job, obviously, on and off the floor."

Timing and luck played roles in Rendle and Green coming to W&M. Rendle, a 6-foot-4 center from Reston, Va., was being recruited by Swanson at his previous school.

"(Coach) Swanson originally recruited me at Sacred Heart and I went to visit there and I didn't like the school," Rendle said. "It wasn't really a good fit for me, but I liked the coaching staff so when he recruited me here"

Rendle and Green, a 5-7 guard from Clifton, Va., played on the same AAU team, and Green caught Swanson's eye when he was recruiting Rendle. However, he wasn't looking for a point guard in that recruiting class because three were already on the roster.

"I kept telling all my friends you have to recruit this kid Jenna Green," he said. "She's got a motor. She doesn't stop. She's a leader."

Then one day while checking in with his assistants, they told him that while they had three point guards on the roster, they didn't have one that fit his preferred style of play.

"So my next call after that was (to) Jenna Green," he said.

While Rendle and Green both were recruited in the summer period, Gaumont, a 6-0 guard/forward from Quebec, Canada, didn't come into the fold until later in the year.

"Jeanne was a little bit different," Swanson said. "We got involved with her in the fall and we saw Jeanne play in a tournament in Rhode Island and we really liked her."

Rendle and Green have been in the starting lineup almost from Day 1, while Gaumont fills a need off the bench, although she did start 13 games her sophomore season and is averaging more than 10 minutes a game this season.

"They got thrown into the fire right away," Swanson said. "It's an adjustment. You are away from home for the first time, the course load is different, the coaches are different."

In the CAA preseason poll their freshman year, they were predicted to finish eighth out of 10 teams. The next year sixth, then fifth and third this season.

"All three of them have helped change the expectations of the program. They have really helped change the culture of the program," Swanson said.

Rendle is averaging 13.3 points and 8.2 rebounds this year, both career highs. She has 55 blocks and has become the W&M career leader and the CAA career leader in that category. Green is averaging a career-high 11.7 points and has 72 assists, with a chance to become the school's career assists leader. Gaumont doesn't have the stats of her fellow classmates, but has played big roles that don't show up on the stat sheet.

"Jeanne has been very receptive coming off the bench to give us that shot in the arm," Swanson said. "We lost two leading scorers from last year's team, and players I thought would step up have stepped up."

But it was something Gaumont did off the court that has impressed Swanson this season.

"Jeanne had ankle surgery in October so she missed the first three games of the season. But she was back in two weeks. Just those little things are very inspirational not only to myself but to the players and the team."

Other intangibles have been the key to the success of the senior class.

"We are all really close," said Rendle, who added that has helped with the chemistry on the court.

Gaumont agreed: "I think our class was led by great upper classmates since our freshman year. Also, Abby, Jenna and I are all on the same page and we have a great chemistry."

But Green said it was more than that.

"I think we have worked hard and I think we have earned it," she said. "All year-round we are working, we are

in the gym ... and we've had a ton of new (assistant) coaches come in and have been super helpful. I think it's just the work we have put in and the time that we've put in (that) has contributed to our success mainly."

This year's team however, isn't just the three of them. In addition to Rendle and Green, two others are averaging in double figures: junior guard Bianca Boggs (16.0) and sophomore forward Victoria Reynolds (12.5). Also, sophomore guard Nari Garner is averaging 8.0, and freshman guard Nyla Pollard has started every game and is averaging 6.2 points. W&M lost its two leading scorers from last year's team (Marlena Tremba and Alex Masquel), so they needed contributions from everyone.

"Losing them was definitely difficult, but we've adjusted well," Green said. "We've had to have some new people come in and do some things."

Said Rendle: "People have stepped up and taken on bigger roles. I think now the scoring is more distributed throughout the team, which makes us better and harder to stop five people instead of just two or three."

Swanson said the personality of the team is another key to its 9-2 nonconference mark this season.

"This team is special because I don't think they really care who gets the credit. They're very unselfish."

There still is the conference season to go this year, and possibly more records, awards and milestones. But for Swanson, it will be tough for him to top his first W&M recruiting class.

"They have been all that we thought they would be," he said.



Underwood's role increasing for William & MaryBy Mike Zhe, *Portsmouth Herald*

Freshman Libby Underwood checked into her team's game against Drexel last week midway through the third-quarter and gave a four-minute glimpse of the future.

She quickly scored inside. A couple minutes after that, she got fouled and made both free throws. She later grabbed a defensive rebound and was back on the floor to start the fourth quarter, in a game her William & Mary team would lose in overtime.

"I told her a day later, the Drexel game was terrific," said William & Mary coach Ed Swanson, "but the two practices she had before the Drexel game were two of the best she had all season."

Underwood, who graduated from Portsmouth High School last spring as the program's all-time leading scorer with 1,253 points, is in the process of carving out a niche for herself on a good William & Mary team, one that brings a 12-5 (3-3 Colonial Athletic Association) record into today's game at Northeastern (2 p.m.).

"Of course I would love to get on the court more," she said. "But I'm humbled being part of this winning program and playing with all these girls."

She's played in 16 of the team's 17 games, spelling senior Jenna Green at point guard and junior Bianca Boggs at off-guard, getting about seven minutes and two points a game.

"I don't foresee her as a point guard," said Swanson, "but we have her there as a necessity because we're thin at the position."

The Tribe are coming off a 20-win season that matched the most wins in program history. They reached the semifinals of the CAA tournament for the first time in 16 years and were picked third in this year's preseason poll, behind James Madison and Elon.

"Libby's hit the program at the right time," said Swanson. "I look back, and if some of these freshmen would have come in my first year, they would have had a lot more minutes."

"She's improving leaps and bounds each practice; she really is. The last two weeks she's had terrific practices."

Like any freshman, Underwood is adjusting not just to college basketball, but to college life in the historic town of Williamsburg, Va., where a drop-dead gorgeous campus is nestled right alongside the historic Colonial district.

"Everything is different," noted Swanson. "Being away from home is different, the food is different. ... I think all of our freshmen are hitting their groove a little bit."

"The physicality," said Underwood, asked about her biggest adjustment. "Everyone plays so physical on



every play, and you have to be on your feet and thinking.”

Continuing to work on her defense, which her coach described as “average to above-average,” will improve her chances to stay on the court going forward. In each of Swanson’s first four seasons, the Tribe led the CAA in steals.

The 5-foot-9 Underwood made her debut in a season-opening win at Howard in Washington, D.C., back on Nov. 11. She checked in three minutes into the game and got to play about 3 1/2 minutes before being subbed out.

“I don’t know how to explain it; it was just really jaw-dropping,” she said. “You dream of playing Division I basketball all through high school, and then you get in and you’re out there on the court.”

Against Northeastern, Underwood will find herself across the court from another Seacoast standout. Former York High School star Shannon Todd is a sophomore starter for the Huskies (8-9, 3-3 CAA), averaging 11.7 points, fourth-best on the team.

Underwood, who also played AAU ball with NH Elite, and Todd both played offseason ball for the New England Crusaders, but didn’t have a ton of interaction.

“We’d have weekend workouts in the fall and spring, and we’d be in the same gym,” said Underwood, “but we haven’t really played against each other.”

She’s also keeping tabs on her former team. Portsmouth improved to 7-0 with its win against Goffstown on Friday

“I keep in touch with most of them,” she said. “Great start for them and a lot of girls are chipping in.”

Some of them will be in the stands at Cabot Gym in Boston on Sunday, along with Underwood’s father, brother, grandparents, teachers and others.

“It will kind of be like being back home,” she said. “It will be great to see all the people who supported me through high school and helped me get to where I am now.”



CAA WOMEN'S BASKETBALL CHAMPIONSHIP
MARCH 7 – MARCH 10, 2018
 AT
DREXEL UNIVERSITY

Wednesday, March 7
Opening Round

Thursday, March 8
Quarterfinals

Friday, March 9
Semifinals

Saturday, March 10
Championship Game

