

2016-17 MEDIA GUIDE



ALEXANDRA MASAQUEL
SR. FORWARD



MARLENA TREMBA
SR. GUARD



LATRICE HUNTER
SR. GUARD



KASEY CURTIS
SR. FORWARD

Tribe
WILLIAM & MARY

#RISINGTRIBE

1 2016-17 SEASON OUTLOOK

Table of Contents	1
Quick Facts	1
Schedule	2
Roster and Breakdown	3
TV/Radio Spot Chart	4
Preview	5
The Colonial Athletic Association	8

9 TRIBE COACHING STAFF

Head Coach Ed Swanson	10
Assistant Coach Millette Green	12
Assistant Coach Lynne-Ann Kokski	13
Assistant Coach Sarah Eichler	14
Support Staff	15

17 TRIBE PLAYER PROFILES

Senior Kasey Curtis	18
Senior Latrice Hunter	20
Senior Alexandra Masaquel	22
Senior Marlena Tremba	24
Junior Jeanne Gaumont	26
Junior Jenna Green	28
Junior Abby Rendle	30
Sophomore Bianca Boggs	32
Sophomore Ali Engelhardt	34
Sophomore Misha Jones	36
Sophomore Chandler Smith	38
Freshman Nari Garner	40
Freshman Victoria Reynolds	41
Freshman Ashley Taylor	42

43 REVIEW

2015-16 Season Notes	44
2015-16 Season Results	46
2015-16 Season Statistics	47
2015-16 Game Highs	48

49 HISTORY

Honors and Awards	50
Kaplan Arena Records	51
Records vs. Opponent	52
All-Time Coaching Records	53
Year-by-Year Results	54
All-Time Roster	62
Scoring Records	65
Rebounding Records	67
Assist Records	68
Field Goal Records	69
Free Throw Records	70
3-Point Records	71
Steal Records	72
Blocked Shot Records	73
Participation Records	74
Freshman Records	75
Miscellaneous Records	76

77 MEDIA

W&M Sports Information	78
------------------------------	----

CREDITS

Editor: Andrew Phillips
Layout and Design: Andrew Phillips and Kris Sears
Cover Design: Kris Sears
Assistant Editors: Pete Clawson, Rob Turner, Kris Sears, Jacob Skipper
Photography: Bob Keroack, Jim Agnew, Guy Crittenden
Printing: Fidelity Printing
Special Thanks: Jacob Skipper



GENERAL INFORMATION

School Name..... William & Mary
 Location Williamsburg, Va.
 Founded1693 (second oldest college in America)
 Enrollment..... 8,484 (including graduate)
 Nickname Tribe
 Colors..... Green, Gold, and Silver
 Arena (capacity)..... Kaplan Arena (8,600)
 Affiliation NCAA Division I
 Conference Colonial Athletic Association
 President .. W. Taylor Reveley, III (Princeton, 1965)
 Chancellor Robert M. Gates (W&M, 1965)
 Director of Athletics Terry Driscoll (B.C. 1969)
 Ticket Office Phone (757) 221-3340

BASKETBALL STAFF

Head CoachEd Swanson (Sacred Heart, 1989)
 Record at W&M..... 38-52 (fourth season)
 Career Record.....444-316 (.584) (27th season)
 Assistant Coaches Millette Green (UMBC, 2003)
 Lynne-Ann Kokoski (Bryant, 2008)
Sarah Eichler (Green Bay, 2013)
 Director of Ops.....Karen Bell (Sacred Heart, 1993)

TEAM INFORMATION

2015-16 Record15-15 (.500)
 2015-16 CAA Record/Finish..... 6-12 (.333)/7th
 CAA Tournament Record 0-1 (.000)
 Starters Returning/Lost..... 5/0
 Letterwinners Returning/Lost 11/2

TEAM HISTORY

First Year of Basketball 1919-20
 First Year in Division I..... 1984-85
 All-Time Record..... 619-928-9 (.401)
 NCAA Tournament Appearances None
 WNIT Appearances..... None
 WBI Appearances..... One
 Last Postseason Appearance 2014-15

SPORTS INFORMATION

Sr. Assistant AD, Public Affairs Pete Clawson
 Office Phone (757) 221-3369
 E-Mail..... pmclaw@wm.edu

Asst. Director/WBB Contact.....Andrew Phillips
 Office Phone (757) 221-3344
 Cell Phone (804) 840-4439
 E-Mail..... atphillips01@wm.edu

DirectorKris Sears
 Office Phone (757) 221-3368
 E-Mail..... kasear@wm.edu

Sr. Associate Director Rob Turner
 Office Phone (757) 221-3370
 E-Mail..... rrturn@wm.edu

Associate DirectorJake Skipper
 Office Phone (757) 221-3344
 E-Mail..... jcskip@wm.edu

Asst. Director of Media Relations .. Tony Vaughn
 Office Phone (757) 221-3412
 E-Mail..... acvaughn@wm.edu

Staff Photographer Jim Agnew
 Office Phone (757) 221-3344
 E-Mail..... jragnew01@wm.edu

Sports Info Main Phone (757) 221-3344
 Fax Number (757) 221-2048
 Web site www.TribeAthletics.com
 Video/Radio Streaming www.TribeAthletics.com

Mailing Address.....PO Box 399
 Williamsburg, VA 23187

Overnight Shipping Address
Kaplan Arena
751 Ukrop Way
 Williamsburg, VA 23185


TRIBEATHLETICS.COM

@TRIBEATHLETICS


@TRIBEATHLETICS

@TRIBEGAMEDAY


@TRIBEWBB

WMTRIBEATHLETICS

#RISINGTRIBE

NOVEMBER

SUNDAY	13	ST. JOHN'S	WILLIAMSBURG	2 PM
FRIDAY	18	RICHMOND	WILLIAMSBURG	7 PM
Sunday	20	at Old Dominion	Norfolk, Va.	2 PM
Tuesday	22	at South Carolina Upstate	Spartanburg, S.C.	7 PM
MONDAY	28	DELAWARE STATE	WILLIAMSBURG	7 PM

DECEMBER

THURSDAY	1	DARTMOUTH	WILLIAMSBURG	7 PM
Saturday	3	at American	Washington, D.C.	2 PM
Thursday	15	at Norfolk State	Norfolk, Va.	7 PM
SUNDAY	18	MOUNT ST. MARY'S	WILLIAMSBURG	2 PM
Tuesday	20	ST FRANCIS (Pa.)	WILLIAMSBURG	7 PM
WEDNESDAY	28	EAST CAROLINA	WILLIAMSBURG	7 PM

JANUARY

Monday	2	at Delaware*	Newark, Del	5 PM
Friday	6	at College of Charleston*	Charleston, S.C.	6:30 PM
SUNDAY	8	HOFSTRA*	WILLIAMSBURG	2 PM
FRIDAY	13	NORTHEASTERN*	WILLIAMSBURG	7 PM
Sunday	15	at UNCW*	Wilmington, N.C.	2 PM
Friday	20	at Towson*	Towson, Md.	7 PM
SUNDAY	22	ELON*	WILLIAMSBURG	2 PM
FRIDAY	27	DELAWARE*	WILLIAMSBURG	7 PM
SUNDAY	29	JAMES MADISON	WILLIAMSBURG	2 PM

FEBRUARY

Friday	3	at Northeastern*	Boston, Mass.	7 PM
Sunday	5	at Hofstra*	Hempstead, N.Y.	2 PM
Friday	10	at Drexel*	Philadelphia, Pa.	7 PM
SUNDAY	12	TOWSON*	WILLIAMSBURG	2 PM
FRIDAY	17	COLLEGE OF CHARLESTON*	WILLIAMSBURG	7 PM
Sunday	19	at Elon*	Elon, N.C.	2 PM
FRIDAY	24	UNCW*	WILLIAMSBURG	7 PM
Sunday	26	at James Madison*	Harrisonburg, Va.	5 PM

MARCH

WEDNESDAY	1	DREXEL*	WILLIAMSBURG	7 PM
Wednesday	8	CAA First Round	Harrisonburg, Va.	TBA
Thursday	9	CAA Quarterfinals	Harrisonburg, Va.	TBA
Friday	10	CAA Semifinals	Harrisonburg, Va.	TBA
Saturday	11	CAA Championship	Harrisonburg, Va.	TBA

* Colonial Athletic Association games

All times Eastern

Home games in **BOLD CAPS** and are played at Kaplan Arena

Dates and times are subject to change

Please check the official W&M web site: www.TribeAthletics.com, for the most up-to-date schedule



No.	Name	Position	Year	Height	Hometown	High School
1	Latrice Hunter	G	Sr.	5-5	Norfolk, Va.	Norfolk Christian
2	Bianca Boggs	G	So.	5-8	Waldorf, Md.	St. Mary's Ryken
3	Kasey Curtis	C	Sr.	6-2	Manassas, Va.	Paul VI
4	Jeanne Gaumont	G/F	Jr.	6-0	Saint-Lambert, Quebec	Champlain College-St. Lambert
5	Misha Jones	G/F	So.	5-9	Manassas Park, Va.	Battlefield
10	Nari Garner	G	Fr.	5-7	Tampa, Fla.	Freedom
11	Alexandra Masaquel	F	Sr.	5-10	Honolulu, Hawaii	'Iolani School
12	Jenna Green	G	Jr.	5-7	Clifton, Va.	Centreville
13	Marlena Tremba	G	Sr.	5-9	Vienna, Va.	Paul VI
20	Chandler Smith	C	So.	6-3	Port Tobacco, Md.	St. Mary's Ryken
23	Ashley Taylor	G	Fr.	6-0	Charlottesville, Va.	St. Anne's-Bellfield
24	Abby Rendle	C	Jr.	6-4	Reston, Va.	South Lakes
30	Victoria Reynolds	F	Fr.	5-10	Pasadena, Md.	Archbishop Spalding
42	Ali Engelhardt	F	So.	6-1	San Diego, Calif.	Mt. Carmel

Head Coach

Ed Swanson (Sacred Heart, 1989), Fourth Season

Assistant Coaches

Millette Green (UMBC, 2003), Fourth Season
Lynne-Ann Kokoski (Bryant, 2008), First Season
Sarah Eichler (Green Bay, 2013), First Season

Director of Basketball Operations

Karen Bell (Sacred Heart, 1993), Second Season

PRONUNCIATION GUIDE

Sarah Eichler	Ike-ler
Ali Engelhardt.....	En-gel-heart
Nari Garner	Nar-ee
Jeanne Gaumont	Ja-on Gow-mon
Lynne-Ann Kokoski.....	Kah-kaw-ski
Alexandra Masaquel.....	Mass-a-QUELL

ROSTER BREAKDOWN

ROSTER BY POSITION

Guard (6): Bianca Boggs, Nari Garner, Jenna Green, Latrice Hunter, Ashley Taylor, Marlena Tremba

Guard/Forward (2): Jeanne Gaumont, Misha Jones

Forward (3): Ali Engelhardt, Alexandra Masaquel, Victoria Reynolds

Center (3): Kasey Curtis, Abby Rendle, Chandler Smith

ROSTER BY HEIGHT

6-4: Abby Rendle
6-3: Chandler Smith
6-2: Kasey Curtis
6-1: Ali Engelhardt
6-0: Jeanne Gaumont, Ashley Taylor
5-10: Alexandra Masaquel, Victoria Reynolds
5-9: Misha Jones, Marlena Tremba
5-8: Bianca Boggs
5-7: Nari Garner, Jenna Green
5-5: Latrice Hunter

ROSTER BY CLASS

Senior (4): Kasey Curtis, Latrice Hunter, Alexandra Masaquel, Marlena Tremba

Junior (3): Jeanne Gaumont, Jenna Green, Abby Rendle

Sophomore (4): Bianca Boggs, Ali Engelhardt, Misha Jones, Chandler Smith

Freshman (3): Nari Garner, Victoria Reynolds, Ashley Taylor

ROSTER BY STATE

Virginia (7): Kasey Curtis, Jenna Green, Latrice Hunter, Misha Jones, Ashley Taylor, Marlena Tremba, Abby Rendle
Maryland (3): Bianca Boggs, Victoria Reynolds, Chandler Smith
California (1): Ali Engelhardt
Florida (1): Nari Garner
Hawaii (1): Alexandra Masaquel

ROSTER BY COUNTRY

Quebec, Canada (1): Jeanne Gaumont

TV/RADIO SPOT CHART



1

LATRICE HUNTER

Sr. • Guard • 5-5
Norfolk, Va.



2

BIANCA BOGGS

So. • Guard • 5-5
Waldorf, Md.



3

KASEY CURTIS

Sr. • Center • 6-2
Manassas, Va.



4

JEANNE GAUMONT

Jr. • Guard/Forward • 6-0
Saint-Lambert, Quebec



5

MISHA JONES

So. • Guard/Forward • 5-9
Manassas Park, Va.



10

NARI GARNER

Fr. • Guard • 5-7
Tampa, Fla.



11

ALEX MASAQUEL

Sr. • Forward • 5-10
Honolulu, Hawaii



12

JENNA GREEN

Jr. • Guard • 5-7
Clifton, Va.



13

MARLENA TREMBA

Sr. • Guard • 5-9
Vienna, Va.



20

CHANDLER SMITH

So. • Center • 6-3
Port Tobacco, Md.



23

ASHLEY TAYLOR

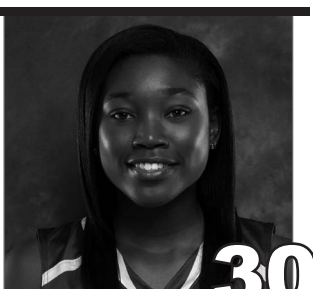
Fr. • Guard • 6-0
Charlottesville, Va.



24

ABBY RENDLE

Jr. • Center • 6-4
Reston, Va.



30

VICTORIA REYNOLDS

Fr. • Forward • 5-10
Pasadena, Md.



42

ALI ENGELHARDT

So. • Forward • 6-1
San Diego, Calif.



HC

ED SWANSON

27th season overall/
Fourth at W&M

For the second straight season, the William & Mary women's basketball program posted 15 wins, which are tied for the fourth most in school history, in the 2015-16 season. This time, the Tribe raced out to a school record 11-2 start, and picked up its first two victories in Colonial Athletic Association play.

"We have to grow from the experiences from last year," said head coach Ed Swanson, who enters his fourth season at W&M. "We got off to an exceptional start with three signature wins over Clemson, Old Dominion, and James Madison and we saw what we could be."

However, a slew of injuries, including one to Abby Rendle, who recorded the school's first triple-double prior to her season-ending injury, stalled the Tribe down the stretch and led to its seventh place finish in the CAA.

"We have to do a better job of growing from adversity," said Swanson. "The biggest thing that I take away from last year is we have to handle adversity better. We return a lot of players and a lot of the key pieces that have been a part of this ups and downs over the last three years."

For the first-time in Swanson's tenure, the Tribe returns multiple all-conference players, including Second-Team All-CAA selection senior Alexandra Masaquel and back-to-back third-team all-league honoree Marlena Tremba. All in all, W&M returns seven upperclassmen letter winners who have seen significant action in their time with the Green and Gold.

"I've been talking to the team, and I think we will get 90 percent right every night," stated Swanson. "We will show up, play hard, and we will challenge our opponents, but it's that 10 percent we're trying to work on in the preseason. We need leadership, perseverance, overcoming challenges that are in front of us. If we can find that 10 percent within us, we have a chance to challenge everyone in the CAA. Without it the season will be very challenging."

Another first this year was Swanson had to replace a pair of assistant coaches. His top assistant Jen Wedo took the head coaching job at Franklin Pierce, while Kelly Killion became the top assistant coach at Penn. Over the summer, Swanson announced the addition of Lynne-Ann Kokoski from Providence and Sarah Eichler from Hartford.

"It is always sad, but at the same time it's great to see your assistants move on to better opportunities for themselves," Swanson said. "On the bright side, it's also exciting to get new people with new ideas into your program. I think both Lynne-Ann and Sarah bring great enthusiasm and energy to the program, which is what we need from our assistants. They are both excellent people, great recruiters and I'm excited for our first season with them."

The Tribe also welcomes three new freshmen to the squad in 2016-17 - Nari Garner, Victoria Reynolds, and Ashley Taylor. Garner comes from Tampa, Fla. and was a McDonald's All-America nominee, while Reynolds is from Maryland and was

a three-year Baltimore All-Met player. Taylor will redshirt this season and to work on improving her game.

"They are three quality kids on and off of the floor," Swanson said. "This year more so than in years past, we're just looking for them to give us a shot in the arm, a shot of energy, enthusiasm, and athletic ability. We don't need them to come in and produce at high level like we have had in the past. The two freshmen who will see the court could be important pieces in the rotation as well as long as they continue to work hard."


Once again Swanson and his staff have put together a tough non-conference schedule for the team. W&M opens the regular season at home against defending BIG EAST Champion St. John's. The schedule also continues natural rivalries with Richmond, Old Dominion, and Norfolk State. The biggest highlight of the Tribe's non-conference schedule is that it features seven home games, and only two road games more than 100 miles away from Williamsburg.



ABBY RENDLE
Junior Center



LATRICE HUNTER
Senior Guard




KASEY CURTIS
Senior Center



JENNA GREEN
Junior Guard



JEANNE GAUMONT
Junior Guard/Forward



BIANCA BOGGS
Sophomore Guard

"We are looking forward to it," said Swanson said of the schedule. "Right out of the gate we have the reigning BIG EAST champs in Kaplan Arena. The team is excited for some of challenges on this year's schedule. We play teams that have won big games, and have played in postseason games. It's been great to continue series with ODU, Richmond, and Norfolk State. I think it's a tough schedule that will help us be prepared for CAA play."

For the 11th straight season, at least three CAA schools made it to postseason with four qualifying for tournaments last year. Everyone in the league will be aiming for three-time defending league champion James Madison, which hosts this year's CAA Championship in Harrisonburg. However, with graduations and coaching changes, there are number of teams who feel like they could be cutting down the nets in March.

"With graduation and coaching changes the league will be different this year," Swanson said. "Night in and night out is a

challenge in this conference. I do think that this year the CAA is wide open. There are a lot of teams that you can make a case for to win the league."

W&M returns all five starters and four players that were honored with all-conference awards a season ago. W&M is looking to get over the hump and challenge for a conference title, and the program's first bid to the NCAA Tournament. The pieces are in place and the Green and Gold looks primed to take the next step in the process.

"We want to be a better defensive team, and rebounding team this year," Swanson said. "We had a tremendous off-season in terms of strength and condition. We want to be better at the end of the season than at the beginning. We hope to be a confident bunch that is fighting for a conference championship come season's end."

GUARDS

The Tribe's most polished position on the floor will start up top with the guards. William & Mary returns two-year starting point guard Jenna Green (24 starts, 118 assists). Green has been challenged to look for her shot more this season. A pass first point guard, she has shown her passing ability by recording, at least, three assists in 37 career games.

Senior shooting guard and two-time All-CAA selection Marlena Tremba, who is already in the Tribe's top 10 in almost every offense category. Among her highlights Tremba just missed a triple-double with 29 points, 10 rebounds, and eight assists in the CAA Tournament against Towson. The senior has been challenged to continue rebounding at a high-level and focus on becoming a stronger defender.

Finally, All-CAA Rookie Team selection Bianca Boggs is back. Boggs displays a great deal of athleticism on the court. She has the ability to shoot well, drive to the basket, and is one of the Tribe's top defenders. She finished her rookie season averaging 7.4 points-per-game and led the team with 56 steals.

With that core group of returners, W&M will also sport a strong supporting cast in senior Latrice Hunter (188 career assists) and freshman Nari Garner, who will both provide depth and work into the rotation. Hunter provides veteran leadership and experience. She can either start or be a reserve with extensive experience. Garner can light up the scoreboard and is a good shooter, while she also comes in as one of the Tribe's top defenders in the early stages of career.

Rounding out the position and waiting in the wings are sophomore Misha Jones and Ashley Taylor. Jones is out for the year after suffering a season-ending injury in preseason training, while Taylor will redshirt her freshman year, focusing on getting stronger and faster.

"We are looking for our guards to lead the way," Swanson said. "We see this group as the players who can take us

to the next level. If we are sitting here saying 'wow we had exceptional year' at this time next year, you'll be able to point to our guard play."

FORWARDS

W&M will look to continue build on its depth at the forward position this season. Leading the way down on the blocks will be senior Alexandra Masaquel. The Honolulu, Hawaii native had a breakout junior season on her way to Second-Team All-CAA honors after averaging 13.8 points per game and 7.5 rebounds per contest. This year, Masaquel will be tasked with playing more consistently and being a vocal leader on the court.

Junior Jeanne Gaumont will be featured more as a forward this season as well. Gaumont started 13 games last season, including the last seven contests, while showing the ability to score with two double-digit games and a pair of games nine points.

Sophomore Ali Engelhardt also returns at the forward position. She will look to see more consistent minutes as she gives the Tribe a valuable option of being a stretch four.

Newcomer Victoria Reynolds will also look to make an immediate impact. She will work as a stretch four and can provide a spark off of the Tribe bench with her energy and effort.

"The forward position will be anchored by Alex, who had a breakout season for us last year," Swanson said. "However, with Jeanne moving to a primary forward spot and our two younger players, I think we are building depth at the forward position. All of them will get opportunities to play and we'll

need them to come up big on different nights."

CENTERS

Abby Rendle, who is back at full strength following a season-ending injury last year, will once again be the starting center. Rendle was coming into her own before her injury scoring in double-figures in her last seven games and recorded the program's first-ever triple-double in her last game. For the year, she averaged 13.2 points per game and 7.3 rebounds per game. On the defensive side of the ball she is also a force by blocking or redirecting shots in the lane. In just 47 games, she is already second in school history with 121 blocks.

Senior Kasey Curtis and sophomore Chandler Smith will provide the depth at the center spot. Curtis gives the Tribe a valuable defense replacement, who is not afraid to take charges and fight hard for loose balls. Not only that having played in 74 games with 18 starts, is a valuable veteran leader

Smith probably had the biggest development this off-season and has worked incredibly hard both on the court and the weight room. The product of her effort will most likely show up in the form of a bigger role on the team for the second-year player from Maryland.

"It's great to get Abby back from injury, and I hope she gets back into rhythm sooner rather than later," said Swanson. "Because of her injury though it's allowed both Kasey and Chandler to get experience. All three of them have worked extremely hard this off-season to get better, and I think that will show this winter."

ROSTER BREAKDOWN

Starters Returning (5)

	Ht.	Cl.	Pos.	G-GS	PPG	RPG	APG	Other
2 Bianca Boggs	5-8	So.	G	30-24	7.4	3.2	1.5	56 steals
11 Alexandra Masaquel	5-10	Sr.	F	30-30	13.8	7.5	1.6	52.8% FG Pct.
12 Jenna Green	5-7	Jr.	G	30-24	5.6	2.9	3.9	39 steals
13 Marlena Tremba	5-9	Sr.	G	30-29	13.9	4.0	4.0	80.4% FT Pct.
24 Abby Rendle	6-4	Jr.	C	17-15	13.2	7.3	1.5	53 blocks

Players Lost (2)

	Ht.	Pos.	G-GS	PPG	RPG	APG	Reason
21 Jenna Carroll	6-3	F	9-0	0.6	0.7	0.0	Retired
32 Brooke Stewart	6-0	G	29-1	1.8	1.1	0.6	Graduated

Other Returning Players (6)

	Ht.	Cl.	Pos.	G-GS	PPG	RPG	APG	Other
1 Latrice Hunter	5-5	Sr.	G	24-6	4.8	1.3	1.7	80.6% FT Pct.
3 Kasey Curtis	6-2	Sr.	C	27-8	1.7	1.9	0.4	14 blocks
4 Jeanne Gaumont	6-0	Jr.	G/F	24-13	3.5	2.2	1.3	33.3% FG Pct.
5 Misha Jones	5-9	So.	G/F	27-0	1.3	0.6	0.3	4 steals
20 Chandler Smith	6-3	So.	C	19-0	0.3	0.6	0.0	5 blocks
42 Ali Englehardt	6-1	So.	F	23-0	3.3	1.8	0.2	8 blocks

Newcomers (3)

	Ht.	Cl.	Pos.	Hometown/High School
10 Nari Garner	5-7	Fr.	G	Tampa, Fla./Freedom
23 Ashley Taylor	6-0	Fr.	G	Charlottesville, Va./St. Anne's-Belfield
30 Victoria Reynolds	5-10	Fr.	F	Pasadena, Md./Archbishop Spalding

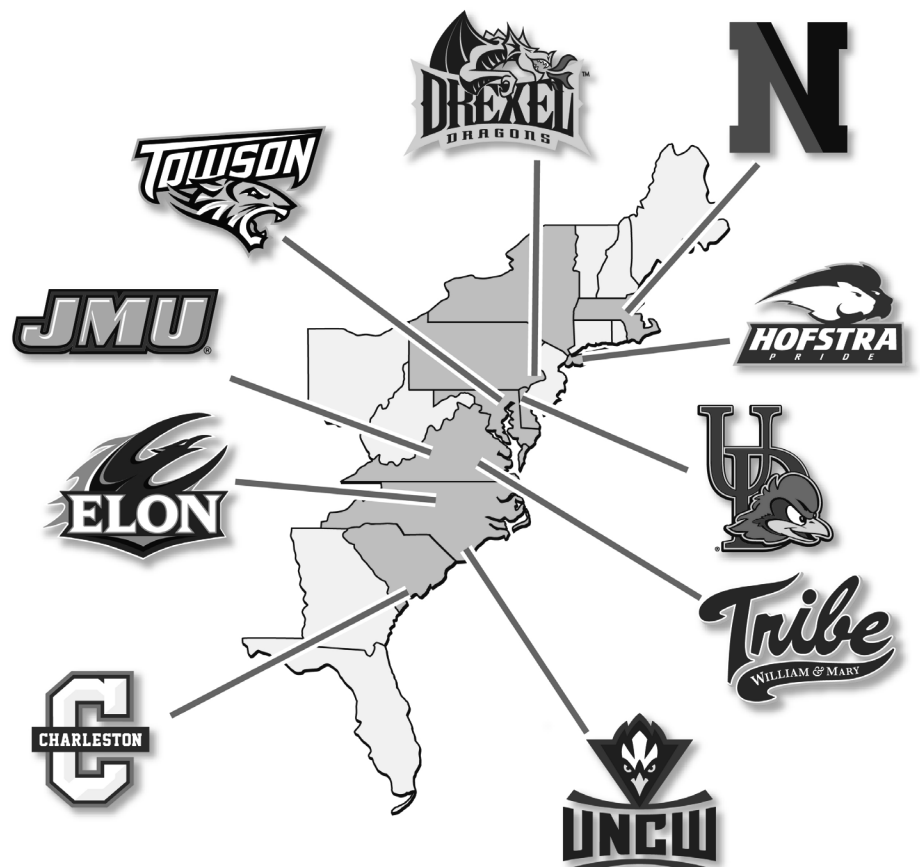
The Colonial Athletic Association has established itself as one of the nation's top collegiate conferences both athletically and academically for more than 30 years.

The CAA encompasses many of the nation's largest metropolitan areas with a geographic footprint that stretches from Boston to Charleston, S.C. The conference has produced 15 national team champions in four different sports, 33 individual national champions, 13 national players of the year, 12 national coaches of the year and 13 Honda Award winners. Just as impressive, however, are the honors accumulated away from competition, which include five Rhodes Scholars and 24 NCAA post-graduate scholars. In 2014-15, nearly 2,100 of the league's 4,000 student-athletes received the Commissioner's Academic Award after posting at least a 3.2 grade point average while lettering in a varsity sport. The conference had 36 teams in 17 different sports receive NCAA Public Recognition Awards based on the latest Academic Progress Report released in 2015.

The landscape of the conference stretches along the majority of the East Coast, and includes several of the nation's top media markets – New York (1), Philadelphia (4), Boston (7), Washington, D.C. (8) and Baltimore (27). The number of television homes in the CAA market exceeds 19 million. The CAA conducts championships in 22 sports. Male athletes compete for championships in baseball, basketball, cross country, football, golf, lacrosse, soccer, swimming & diving, tennis and track & field. Female athletes battle for conference titles in basketball, cross country, field hockey, golf, lacrosse, rowing, soccer, softball, swimming & diving, tennis, track & field and volleyball. In 2014-15, 23 teams earned NCAA Tournament berths and 39 student-athletes received All-America honors in 14 different sports.

In women's basketball, CAA champion James Madison made its fifth trip to the NCAA Tournament in the last seven years and recorded its 10th consecutive postseason appearance. In 2013, Delaware became the 12th CAA team to reach the Sweet 16 of the NCAA Tournament and Drexel captured the WNIT championship with a 46-43 victory over Utah. CAA teams have recorded 23 victories in

CAA THE REACH OF THE COLONIAL ATHLETIC ASSOCIATION



postseason play over the past four years.

CAA member institutions are committed to excellence in the classroom. The Colonial Academic Alliance was created in 2002 by the league's presidents with a goal of expanding their partnership to all aspects of university education and life outside of intercollegiate athletics. The Alliance has enabled hundreds of students to showcase their research in the annual Undergraduate Research Conference and Journal, facilitated leadership exchanges to promote professional development, developed an academic resource sharing program to support student athletes, and created opportunities for institutions to partner on a wide range of initiatives that enhance student success.

CAA schools are also very active in community service projects. The CAA Blood Challenge, which is held each

fall, has raised more than 40,000 units of blood over the past 13 years. The CAA Food Drive Challenge, which is held each spring, has resulted in over 18,000 pounds of donated food and \$7,000 in cash contributions in only two years.

On July 1, 2016, Joseph D'Antonio began his tenure as only the second Commissioner in the history of the CAA. He replaced Thomas E. Yeager, who guided the CAA since its inception in 1985.



ED SWANSON

STAFF



HEAD COACH

27TH SEASON OVERALL4TH SEASON AT W&M

PROFILE

Wife: Marion

Children: Connor and Matthew

Education

Sacred Heart, 1989

Coaching Career

Sacred Heart (1989-13)

William & Mary (2013-P)

CAREER HIGHLIGHTS

- Three NCAA Tournament Appearances
- Led W&M to 1st Division I Postseason berth in the WBI.
- Six Postseason Appearances
- Four regular season conference championships and three postseason league titles
- 2009 New England Hall of Fame Inductee
- Seven 20-win seasons
- Five-time Conference Coach of the Year
- Four-time NEC Coach of the Year
- On five occasions, his teams have earned to the WBCA Academic Top 25 Team Honor

ED

SWANSON

Ed Swanson enters his fourth season with the Green and Gold. He became the fifth Division I head women's basketball coach in William & Mary history on May 7, 2013. Prior to coming to Williamsburg, he spent 23 years transforming Sacred Heart University from a Division II program into a one of the top teams in the Northeast Conference. Swanson owns a career record of 444-316 (.584).

Once again Swanson's third season was one for the record books. The Tribe raced out to its best start in school history with an 11-2 record and went onto again to earn the fourth most wins in school history with 15. For the second straight season the Tribe setting the blocks and assist record, by tying the single season assist record (466) and broke the school record for blocks (148). During the season junior Marlena Tremba became the 15th player in school history to break the 1000-point barrier. Individually, four players combined to earn seven All-CAA awards as junior Alexandra Masaquel was tabbed to the second-team and all-defensive team, Tremba earned third-team honors, and freshman Bianca Boggs picked up a spot on the all-rookie team. The Tribe was also rewarded for its hard work in the classroom as Masaquel, Tremba, and sophomore Jenna Green earned all-academic team honors.

Swanson's second year with the Green and Gold was meorable for many reasons. The Tribe racked up 15 wins, the fourth-most in school history, on its way to its first-ever postseason appearances with bid in the Women's Basketball Invitational. The Green and Gold had a seven-win turnaround, while setting three school records for assists (466), blocked shots, (143), blocked shots per game (4.5). Individually he helped lead four players to five All-CAA awards. Sophomore Marlena Tremba was named to the All-CAA Third-Team, senior Jazmen Boone was named to the All-Defensive Team, freshman Abby Rendle to the All-Rookie and All-Defensive team, and senior Kyla Kerstetter earned all-academic honors.

In his first season with the Tribe, Swanson led a young team to eight victories in a seven-seed in the CAA Tournament. The Green and Gold finished in the top 10 nationally in steals per game, while Jazmen Boone also ranked in the top 20 nationally in the same category. Under his guidance Kaitlyn Mathieu garnered Third-Team All-Colonial Athletic Association honors, and went on to sign a professional contract with a team in Germany. In addition, guard Marlena Tremba was selected as the CAA Rookie of the Year, and was chosen to the all-rookie squad. Boone was named to the all-defensive team, while she and Kyla Kerstetter took home all-academic honors.

Swanson oversaw Sacred Heart's transition from Division II to Division I in 1999-00, and the program took off under his direction. Over Sacred Heart's 14 years in Division I, Swanson led SHU to a 280-145 record (.664), including a 190-62 (.754) record in the NEC. He departed as the NEC's all-time winningest head coach with all of his SHU teams finishing third or higher in the league standings. Swanson-lead teams have posted 13 straight winning seasons and 12 straight campaigns with 18 or more victories, including six with 20 or more wins. In 2009, he was inducted into the New England Basketball Hall of Fame.

In total, Swanson-coached players earned 19 All-NEC honors, including nine first-team awards, nine NEC All-Tournament Team honors, eight NEC All-Rookie Team selections, four NEC Rookies of the Year, three NEC Tournament MVPs and three NEC Players of the Year.

His teams have also enjoyed success in the classroom. On five occasions, the Pioneers were selected to the Women's Basketball Coaches Association (WBCA) Academic Top 25 Team Honor Roll, which has recognized outstanding academic performances from the top teams in each of the five collegiate divisions since 1995-96. On eight occasions since 2003, one of his players was a CoSIDA Academic All-District selection and two Pioneer players were named NEC Scholar-Athlete of the Year.

In 2012-13, Swanson led Sacred Heart to its third straight postseason appearance, and in the process, recorded his 400th career victory. His milestone win came on Feb. 12, 2013

as the Pioneers defeated Fairleigh Dickinson. SHU completed the season at 22-11, finishing second in the NEC with a 13-5 ledger and garnering a berth in the program's first Women's National Invitational Tournament (WNIT).

Sacred Heart claimed its third NEC Championship and advanced to the NCAA Tournament in 2011-12. The Pioneers also ranked 23rd nationally in the WBCA Academic Top 25 Team Honor Roll with a team GPA of 3.35. SHU compiled a season mark to 25-8, winning both the regular season and postseason crowns in the league as Swanson was named NEC Coach of the Year for the fourth time.

The Pioneers earned a berth in the 2011 Women's Basketball Invitational and finished the year at 18-13 with a 12-6 mark in the NEC. After a 0-5 start to the 2008-09 season, Swanson's Pioneers reeled off a 21-game winning streak, the longest in school history and second longest in the country, before finishing with 25-8 record. SHU completed the NEC regular season with a perfect 18-0 mark, becoming just the third team in the history of the conference to accomplish the feat. Swanson earned NEC Coach of the Year honors as Sacred Heart finished off an amazing season by capturing its second league title and trip to the NCAA Tournament over a four-year span. During the 2008-09 season, Swanson moved past former Mount St. Mary's head coach Bill Sheahan (124) as all-time leader in Northeast Conference wins and eclipsing the 300-win plateau in his career.

The 2005-06 season saw Swanson lead the Sacred Heart program to its first NCAA Tournament, capturing the NEC Championship in just its seventh season at the Division I level. Swanson guided the Pioneers to a school record 26-5 record, including a 16-2 NEC ledger. He also garnered career victory No. 250 during the season.

Under his leadership, Sacred Heart was one of the toughest teams on its home court, the William H. Pitt Center, which opened in 1997. During the Pitt Center's opening 16 seasons, Swanson's teams won 81.9 percent (185-41) of its home games. In 2011-12, SHU went 15-1 at home, a season bested only by a perfect 15-0 in 2005-06 and 14-0 in 2003-04. During the stretch, the Pioneers' home winning percentage at the Pitt Center ranked among the best nationally.

Swanson took the reins of the Sacred Heart University women's basketball program in 1990 and built the Pioneers into one of the top teams in the Northeast. He joined Dave Bike's men's basketball coaching staff at SHU in 1989, and, after becoming head coach of the Pioneer women's program in 1990, did double duty for three seasons before becoming the University's first full-time women's coach in 1993. Prior to Swanson's arrival, the Sacred Heart women's team compiled a 4-21 record. Under his guidance, the climb to Division II respectability was accomplished within three seasons, from 8-19 to 11-16 and, in 1992-93, to 16-13 — the program's first winning record in 11 seasons.

In his time at SHU, he was a four-time NEC Coach of the Year, led Sacred Heart to five postseason bids, including three NCAA Tournament appearances. Swanson guided the Pioneers to four NEC regular season crowns and three NEC tournament championships. SHU posted 20-win seasons seven times during his tenure, including five of the last eight years.

He earned a bachelor's degree in business from Sacred Heart in 1989. Also during his tenure at SHU, Swanson served as the moderator for the Pioneer Student-Athlete Council from 1998-01 and was the annual coordinator of commencement exercises since 2000. Swanson and his wife, Marion, have two sons, Connor and Matthew.

CAREER RECORD

YEAR	OVERALL RECORD	CONF. RECORD	CONF. FINISH	POST SEASON
SACRED HEART				
1990-91	8-19	3-11	7th	
1991-92	11-16	5-9	T5th	
1992-93	16-13	7-7	4th	
1993-94	12-15	8-8	5th	
1994-95	11-16	7-9	5th	
1995-96	20-7	16-4	T2nd	
1996-97	14-14	10-8	5th	
1997-98	19-7	13-3	2nd	
1998-99	15-12	12-6	3rd	
1999-00	14-14	11-7	T3rd	
2000-01	15-14	11-7	T3rd	
2001-02	18-11	13-5	T2nd	
2002-03	18-10	12-6	T3rd	
2003-04	21-8	14-4	2nd	
2004-05	18-11	14-4	2nd	
2005-06	26-5	16-2	1st	NCAA
2006-07	22-10	15-3	T1st	
2007-08	19-11	14-4	3rd	
2008-09	25-8	18-0	1st	NCAA
2009-10	19-11	14-4	3rd	
2010-11	18-13	12-6	T3rd	WBI
2011-12	25-8	15-3	1st	NCAA
2012-13	22-11	13-5	2nd	WNIT
WILLIAM & MARY				
2013-14	8-21	5-11	8th	
2014-15	15-16	9-9	6th	WBI
2015-16	15-15	6-12	7th	
Career	444-316 (.584)	277-157 (.638)		
Division I	318-197 (.617)	210-94 (.691)		





MILLETTE GREEN

ASSISTANT COACH

Fourth Year at W&M

PROFILE

Education

B.A., UMBC, 2003
M.B.A., Barry University, 2007
M.A.S., Fairleigh Dickinson, 2013

Playing Career

East Carolina (1998-00)
UMBC (2000-03)

Coaching Career

Western Branch HS (2003-04)
Miami Country Day School (2005-07)
Robert Morris (2007-08)
IUPUI (2008-10)
Fairleigh Dickinson (2010-13)
William & Mary (2013-P)

Millette Green enters her fourth season as an assistant coach with the William & Mary women's basketball team and will work primarily with the W&M perimeter players.

Once again Green helped W&M to a record-setting season in the 2015-16 campaign. The Tribe raced out to its best start in school history with an 11-2 record, and went onto again totaled the fourth most wins in school history with 15. For the second straight season her guards set a school record by tying the single-season assist record (466), while junior guard Marlena Tremba became the 15th player in school history to break the 1,000-point barrier. Individually, four players earned All-CAA awards, including two of her guards, Marlena Tremba and Bianca Boggs. The Tribe was also rewarded for its hard work in the classroom as Tremba, junior Alexandra Masaquel, and sophomore Jenna Green earned all-academic team honors. Following the 2015-16 season, she was one of just 14 coaches selected to the Advocates of Athletically Equality (AAE) to the "Achieving Coaching Excellence" Professional Development Program

Green helped the Tribe to a record setting season in her second season in Williamsburg. The Tribe racked up 15 wins, the fourth-most in school history, on its way to its first-ever postseason appearances with bid in the Women's Basketball Invitational. The Green and Gold had a seven-win turnaround, while setting three school records for assists (466), blocked shots, (143), blocked shots per game (4.5). Individually she helped lead four players to five All-CAA awards. Sophomore Marlena Tremba was named to the All-CAA Third-Team, senior Jazmen Boone was named to the All-Defensive Team, freshman Abby Rendle to the All-Rookie and All-Defensive team, and senior Kyla Kerstetter earned all-academic honors.

In her first season with the Tribe, Green helped tutor freshman guard Marlena Tremba to CAA Rookie of the Year honors, and a spot on the all-rookie team. She also helped guide the Tribe defense to a top 10 finish in the NCAA in steals per game, while guard/forward Jazmen Boone finished the season ranked in the top 20 in the country in the same a category. Boone was named to the all defensive team, following the regular season. A key member of the recruiting team, she helped the Tribe ink four talented players for the 2014-15 season.

Before coming to William & Mary, Green spent the last three seasons at Fairleigh Dickinson University, where in 2012 she was the associate head coach for the Knights. During her three-year tenure under head coach Peter Cinella, Green was the Fairleigh Dickinson recruiting coordinator as she spearheaded efforts, which landed Erika Livermore, who was a First Team All-Northeast Conference selection last season.

Prior to her stint with the Knights, Green was an assistant coach at Indiana University-Purdue University-Indianapolis (IUPUI) for two seasons. While with the Jaguars, Green served as the film exchange coordinator during her initial season before becoming scouting and team travel coordinator in her final year. Green broke into the coaching ranks in 2007 as an assistant at Robert Morris University. During her time with the Colonials, Green assisted with recruiting, player development, scouting, film breakdown and analysis and game preparation and strategy. Before beginning her coaching career, Green spent the spring of 2007 as a community relations intern for the Charlotte Bobcats of the National Basketball Association.

Green is 2003 graduate of the University of Maryland-Baltimore County (UMBC), where she was a member of the women's basketball team. She received a Bachelor of Arts degree in Sociology and an MBA Preparatory Certificate at UMBC. Green began her collegiate career at East Carolina University before transferring to UMBC. She completed her Master's of Business Administration and Master's of Science in Sports Management at Barry University in Miami Shores, FL.

LYNNE-ANN

KOKOSKI

Lynne-Ann Kokoski enters her first season with the Tribe women's basketball program during the 2016-17 season. She comes to Williamsburg after four seasons at Providence College.

Kokoski served as the coordinator of operations at Providence for the past four seasons. While at Providence, she was in charge of the day-to-day operation of the program. Her responsibilities included: scouting and video breakdown, team travel, and was the team's academic, compliance, and community out-reach contact. In 2015, Providence Athletic Director Robert Driscoll rewarded her with the "Gung Ho Award" for passionate and dedicated service to the Providence College Athletic Department.

Prior to her time with Friars, Kokoski spent three seasons as an assistant at her alma mater Bryant. She aided the Bulldogs in continuing the transition from Division II to Division I, and helped guide them to 37 victories in the process. During her time, she helped two student-athletes to All-Northeast Conference awards. Off the court, Kokoski assisted with film break down, scouting reports and film exchange.

Kokoski played four years at Bryant, including being named a captain for her senior season. She led the Bulldogs to the Northeast-10 Conference Championship in 2008 and into the NCAA Division II Tournament. During her senior season, she ranked sixth in the country in assist per game (6.7) and 17th in assist-to-turnover ratio (2.01). She still holds the Bryant single-season assist record with 217 during her senior year.

She graduated in May of 2008 from Bryant with a degree in marketing and a minor in sociology. Kokoski went on to earn her MBA from Bryant in 2010.

SWANSON ON KOKOSKI ...

"Lynne-Ann brings seven years of coaching experience to our staff at both the mid-major and high-major level. With that experience, I think she is the right fit to help us reach our goal of becoming a top team in the CAA."

**ASSISTANT
COACH**

First Year at W&M

PROFILE

Education
B.S., Bryant, 2008
M.B.A., Bryant, 2010

Playing Career
Bryant (2004-08)

Coaching Career
Bryant (2009-12)
Providence (2012-16)
William & Mary (2016-P)



ASSISTANT COACH

First Year at W&M

PROFILE

Education
Green Bay, 2013

Playing Career
Green Bay (2009-13)
Stevensgrade Club (2013-14)

Coaching Career
Hartford (2014-16)
William & Mary (2016-P)

SARAH EICHLER

Sarah Eichler enters her first season with the Tribe women's basketball program in 2016-17. Eichler joins the Tribe staff after a two-year stint at Hartford, which followed a great playing career at Green Bay.

Eichler spent a pair of seasons as an assistant coach at Hartford. The Hawks posted 27 wins during her tenure and advanced to the America East Championship game in her first season. In just two seasons, Eichler helped guide five Hawk student-athletes to All-America East honors. Aside from on the court coaching, she was in charge of running Hartford's youth camp and team equipment.

Originally from Grafton, Wis., she played collegiately at the University of Wisconsin-Green Bay. An All-Horizon League performer, she became 31st player in school history to join the 1,000-point club. She also helped the Phoenix to four consecutive Horizon League titles and four trips to the NCAA Tournament where Green Bay advanced to the Sweet 16 in 2010. Following her career, she inked a professional contract with Stevensgrade Club in Copenhagen, Denmark. In one season, she averaged 17.7 points and 5.6 rebounds and helped the club to a second-place finish in the playoffs.

Eichler earned her degree in elementary education with a minor in human development, graduating from Green Bay in 2013.

SWANSON ON EICHLER ...

"Sarah was a great college player and comes from a winning pedigree at Green Bay. In just two seasons at Hartford, she has already shown a great knack for coaching and is eager to learn more about the profession. I'm excited to see her coaching career continue to flourish as part of the Tribe."



KAREN BELL


Director of Basketball Operations

Karen Bell enters her second season as the director of basketball operations at William & Mary. She previously served as the assistant strength and conditioning coach at Providence.

In her first season with the Green and Gold the Tribe went 15-15. Four players earned All-CAA honors, while three players were honored for their work in the classroom with all-academic team selections.

Prior to her time at Providence, Bell spent a season as the assistant strength and conditioning coach at Yale. With the Bulldogs she designed and implemented strength and conditioning programs for eight varsity teams, while also assisting with football, women's basketball, and track and field.

This is not the first time Bell has worked with current head coach Ed Swanson. She was the strength and conditioning coach at Sacred Heart from 2011-2014. While with the Pioneers she was the strength and conditioning coach with the men's program during the 2013-14 season. The women's team qualified for the WNIT in 2012-13 and the NCAA Tournament in 2011-12. She also played three seasons for Swanson at Sacred Heart. She graduated from SHU in 1993.




BRANDI SCHWANE

Athletic Trainer

Brandi has been with the Tribe family since 2011. Prior to coming to William & Mary, she worked as a graduate assistant athletic trainer at the University of North Carolina at Chapel Hill, working with men's soccer, men's and women's tennis, and men's and women's fencing.

Currently she works with women's basketball and cheerleading. In addition to her clinical responsibilities, she will oversee all medical clearance and insurance information for the student-athletes throughout the year.

Brandi resides in Williamsburg with her husband, Nick, and son, Paxton.



BRADLEY BROOKHART

Strength & Conditioning Coach

Bradley Brookhart enters his fifth year as an assistant strength and conditioning coach at William & Mary and works with the men's basketball and women's basketball programs among other responsibilities. He is a certified strength and conditioning specialist (CSCS) and possesses certifications as a Level 1 Sports Performance Coach with USA Weightlifting, sports injury prevention and first aid as well as CPR and AED.

Prior to joining the Green and Gold, Brookhart was the volunteer assistant strength & conditioning coach at Ohio State University. He worked with the Buckeye men's ice hockey, men's and women's rifle, men's soccer and men's lacrosse teams. Brookhart also served as the head strength and conditioning coach for the Ohio Dominican University men's basketball program in 2012.


While earning his master's degree from Ball State University, he worked as an intern in the Cardinals' Strength and Conditioning department. There he worked with the swimming and diving programs, while helping with a number of other programs.

Brookhart earned his bachelor's degree from Otterbein University in 2009, and earned his master's from Ball State in 2011. He lives in Williamsburg with his wife, Amanda.



ALEXANDRA TRENT

Student Manager



SAVANNAH TRIPLETT

Student Manager



UNDER ARMOUR.

YOU ARE
THE SUM
OF ALL YOUR
TRAINING.

RULE YOURSELF.

I WILL.

UA.COM

ALEXANDRA MASAQUEL



PLAYERS



3

SENIOR

CENTER

6-2

MANASSAS, VA.

PAUL VI



KASEY

CURTIS

QUICK HITS

Post player who improved tremendously from her freshman to sophomore season ... Will come off the bench, but has starting experience ... Appeared in 29 games with eight starts in her junior season ... Force down low and has a good prowess to block shots ... Recorded a career-high seven blocks against Charleston on Jan. 29, 2015.

2015-2016/JUNIOR

Appeared in 29 games with eight starts in her junior season ... Finished the season with 46 points (1.7 ppg), six steals, 14 blocks, 11 assists, and 51 rebounds (1.9 rpg) ... Opened the season with three points and two rebounds at Mount St. Mary's (11/13) ... Added four points and two rebounds in the home opening win against Grambling State (11/16) ... Returned to the starting lineup for back-to-back games against Wofford (12/3) and Clemson (12/5) ... Registered a season-high six rebounds versus Old Dominion (12/29) ... Missed three games with an injury from (1/10 -1/17) ... Started six consecutive games from 1/26-2/12 ... In the first start of the six straight, she scored eight points at Delaware (1/26) with one block, one assist, and four rebounds ... Scored six points, four rebounds, two assists, and a career-high of seven blocks versus College of Charleston (1/29) ... Had three points in a victory over Northeastern (1/31) ... Recorded five points and three rebounds at James Madison (2/19) ... Finished the season with three points and a rebound in the CAA Tournament against Towson (3/9).

2014-15/SOPHOMORE

Appeared in all 31 games, making eight starts in her sophomore campaign ... Finished the season with 94 points (3.0 ppg.), 77 rebounds (2.5 rpg.), 17 assists, 20 blocks, and 16 steals ... Had a pair of double-digit performances ... Scored a career-high 16 points on 6-of-6 shooting, and two rebounds in the season opening victory against Loyola (11/14) ... Grabbed six rebounds and added three blocks against VCU (11/26) playing 33 minutes in her first start of the season ... Started and grabbed seven rebounds and added a career-high three assists ... Had six points and four rebounds against Maine (12/21) ... Registered 14 points and had six boards at UNCW ¼) ... Played a career-high 40 minutes and scored five points and five rebounds in a start at Towson (1/6) ... Made her final start of the season at Northeastern (2/1), grabbing four boards in 18 minutes ... Matched a career-high with three blocks against Towson (3/4) in the regular season finale.

2013-14/FRESHMAN

Appeared in 16 games with two starts during her freshman campaign ... Finished the season playing 125 minutes, with 19 points, 22 rebounds, two blocks, and seven steals ... In her first collegiate game grabbed three rebounds, two steals, in 11 minutes at Longwood (11/11) ... Set a career-high with four points and three rebounds at East Carolina (11/15) ... Made her first career-start, registering a career-high 24 minutes, tying a career-high with four points at Winthrop (11/23) ... Played 23 minutes and had a career-high four rebounds versus Green Bay (11/29) Reregistered two points and three rebounds at the College of Charleston (1/12) ... Had three points and a rebound against Drexel (1/16).

HIGH SCHOOL

Played three-years of varsity basketball at Paul VI Catholic High School... Finished her senior year averaging 12.4 points per game, seven rebounds, and 1.2 blocks a contest... Helped lead her high school to three consecutive state championships... Played her club basketball for Team Unique and the Germantown Lady Panthers... Volunteered with the Peer Mentors during high school.

PERSONAL

Daughter of Bob Curtis and Cindy Vanderschaaf... Majoring in psychology ... Enjoys listening to music and reading during her free time.

CURTIS' CAREER STATS

OVERALL STATISTICS

Season	G-GS	Min-Avg	FG-A	Pct	3FG-A	Pct	FT-A	Pct	OR-DR	Reb-Avg	PF-FO	A	TO	Blk	St	Pts-Avg
2013-14	16-2	125-7.8	7-22	.318	0-0	.000	5-8	.625	9-13	22-1.4	19-0	0	12	2	7	19-1.2
2014-15	31-8	455-14.7	38-83	.458	0-1	.000	18-37	.486	31-46	77-2.5	79-5	17	36	20	16	94-3.0
2015-16	27-8	338-12.5	18-51	.353	0-1	.000	10-19	.526	23-28	51-1.9	65-3	11	19	14	6	46-1.7
Career	74-18	918/12.4	63-156	.404	0-2	.000	33-64	.516	63-87	150-2.0	163-8	28	67	36	29	159-2.1

CAA STATISTICS

Season	G-GS	Min-Avg	FG-A	Pct	3FG-A	Pct	FT-A	Pct	OR-DR	Reb-Avg	PF-FO	A	TO	Blk	St	Pts-Avg
2013-14	6-0	25-4.2	1-3	.333	0-0	.000	3-5	.600	2-4	6-1.0	6-0	0	3	1	0	5-0.8
2014-15	18-5	252/14.0	22-50	.440	0-0	.000	1-10	.100	16-27	43-2.4	39-1	9	16	13	8	45-2.5
2015-16	15-6	209-13.9	11-24	.458	0-0	.000	4-8	.500	10-14	24-1.6	31-1	8	12	12	1	26-1.7
Career	39-11	486-12.5	34-77	.442	0-0	.000	8-23	.348	28-45	73-1.9	76-2	17	31	26	9	76-1.9

CURTIS' CAREER GAME-BY-GAME

2015-16 • Junior Season

Date	Opponent	GS	Min	FG-A	Pct	3FG-A	Pct	FT-A	Pct	O-D	Reb.	PF-O	A	TO	Blk	Stl	Pts
N.13	at Mount St. Mary's	7	1-1	1.000	0-0	.000	1-1	1.000	1-1	2	4-0	0	2	0	0	3	
N.17	GRAMBLING ST	12	2-3	.667	0-0	.000	0-0	.000	1-1	2	4-0	1	0	0	1	4	
N.20	at Richmond	11	1-1	1.000	0-0	.000	0-2	.000	2-0	2	1-0	0	0	0	0	2	
N.23	at Loyola Md.	10	0-3	.000	0-0	.000	2-4	.500	1-1	2	3-0	0	1	1	0	2	
N.25	AMERICAN	15	0-1	.000	0-0	.000	0-0	.000	0-2	2	0-0	0	0	0	0	1	0
D.1	at Delaware St	12	1-4	.250	0-0	.000	0-0	.000	2-1	3	2-0	0	0	0	0	2	
D.3	WOFFORD	9	0-1	.000	0-0	.000	2-2	1.000	1-1	2	5-1	1	1	0	1	2	
D.5	at Clemson	6	0-2	.000	0-1	.000	0-0	.000	1-0	1	1-0	0	2	0	1	0	
D.17	NORFOLK ST	9	0-2	.000	0-0	.000	0-0	.000	0-2	2	4-0	0	0	0	0	1	0
D.21	at VCU	12	1-3	.333	0-0	.000	0-0	.000	0-2	2	2-0	1	1	1	0	2	
D.29	OLD DOMINION	10	0-3	.000	0-0	.000	0-0	.000	4-2	6	3-0	0	0	0	0	0	
J.3	JAMES MADISON	12	0-1	.000	0-0	.000	0-0	.000	2-1	3	1-0	0	0	0	0	0	
J.8	at Towson	4	0-0	.000	0-0	.000	0-0	.000	0-0	0	1-0	0	0	1	0	0	
J.22	UNCW	6	0-1	.000	0-0	.000	0-0	.000	0-0	0	1-0	0	0	1	0	0	
J.26	at Delaware	22	4-5	.800	0-0	.000	0-0	.000	1-3	4	5-1	1	2	1	0	8	
J.29	CHARLESTON	35	3-6	.500	0-0	.000	0-0	.000	0-4	4	2-0	0	2	7	0	6	
J.31	NORTHEASTERN	14	1-1	1.000	0-0	.000	1-2	.500	1-0	1	4-0	0	1	0	1	3	
F.5	at Elon	14	1-2	.500	0-0	.000	0-0	.000	0-2	2	2-0	0	0	0	0	2	
F.7	at UNCW	14	0-1	.000	0-0	.000	0-0	.000	0-1	1	2-0	0	2	0	0	0	
F.12	HOFSTRA	14	0-0	.000	0-0	.000	0-0	.000	0-2	2	2-0	0	1	0	0	0	
F.14	DELAWARE	12	0-0	.000	0-0	.000	0-0	.000	0-0	0	2-0	0	1	1	0	0	
F.19	at JMU	17	2-4	.500	0-0	.000	1-2	.500	3-0	3	4-0	0	1	0	0	5	
F.21	at Charleston	6	0-0	.000	0-0	.000	0-0	.000	0-0	0	0-0	2	1	0	0	0	
F.26	TOWSON	17	0-1	.000	0-0	.000	1-2	.500	2-0	2	3-0	2	0	1	0	1	
F.28	at Drexel	8	0-0	.000	0-0	.000	0-0	.000	0-0	0	0-0	1	1	0	0	0	
M.2	ELON	14	0-2	.000	0-0	.000	1-2	.500	1-1	2	2-0	2	0	0	0	1	
M.9	vs. Towson	16	1-3	.333	0-0	.000	1-2	.500	0-1	1	5-1	0	0	0	0	3	

2014-15 • Sophomore Season

Date	Opponent	GS	Min	FG-A	Pct	3FG-A	Pct	FT-A	Pct	O-D	Reb.	PF-O	A	TO	Blk	Stl	Pts
N.14	LOYOLA (MD.)	23	6-6	1.000	0-0	.000	4-5	.800	1-1	2	3-0	0	3	0	0	16	
N.17	at Old Dominion	17	1-2	.500	0-0	.000	2-4	.500	1-3	4	5-1	0	1	1	0	4	
N.21	at N.C. A&T	21	1-3	.333	0-0	.000	2-4	.500	0-2	2	4-0	0	3	1	2	4	
N.23	at High Point	16	2-3	.667	0-0	.000	0-0	.000	0-0	0	5-1	0	0	0	1	4	
N.26	VCU	33	0-2	.000	0-0	.000	2-4	.500	4-2	6	2-0	1	3	3	1	2	
N.29	LONGWOOD	20	2-4	.500	0-0	.000	0-0	.000	2-5	7	2-0	3	2	1	1	4	
D.2	at Radford	10	0-3	.000	0-0	.000	2-2	1.000	1-0	1	5-1	1	1	0	0	2	
D.6	at La Salle	5	0-0	.000	0-0	.000	0-0	.000	0-0	0	2-0	1	0	0	0	0	
D.18	at Wofford	9	0-1	.000	0-0	.000	2-4	.500	1-1	2	5-1	0	1	0	1	2	
D.21	MAINE	15	2-4	.500	0-0	.000	2-2	1.000	3-1	4	0-0	0	1	0	1	6	
D.28	RICHMOND	17	1-2	.500	0-0	.000	0-0	.000	1-3	4	3-0	0	5	1	0	2	
J.4	at UNCW	23	7-12	.583	0-0	.000	0-0	.000	1-5	6	3-0	1	3	0	0	14	
J.6	at Towson	40	3-5	.600	0-0	.000	0-2	.000	2-3	5	3-0	3	1	0	1	6	
J.9	ELON	13	0-2	.000	0-0	.000	0-0	.000	0-1	1	2-0	0	1	0	0	0	
J.11	JAMES MADISON	19	1-2	.500	0-0	.000	0-0	.000	3-1	4	2-0	1	2	1	1	2	
J.15	DREXEL	11	1-3	.333	0-0	.000	0-0	.000	0-2	2	2-0	0	0	0	0	2	
J.18	at Delaware	20	1-4	.250	0-0	.000	1-2	.500	1-1	2	1-0	0	0	0	3	3	
J.22	at James Madison	16	1-3	.333	0-0	.000	0-0	.000	1-3	4	5-1	1	3	0	0	2	
J.25	HOFSTRA	12	2-4	.500	0-0	.000	0-0	.000	1-0	1	4-0	1	2	0	0	4	
J.29	UNCW	13	2-4	.500	0-0	.000	0-0	.000	0-1	1	1-0	0	0	2	0	4	
F.1	at Northeastern	18	1-2	.500	0-0	.000	0-2	.000	1-3	4	1-0	0	1	2	0	2	
F.6	at Drexel	12	0-2	.000	0-0	.000	0-0	.000	2-0	2	1-0	1	1	0	1	0	
F.8	at Hofstra	9	0-1	.000	0-0	.000	0-0	.000	0-1	1	1-0	0	0	0	0	0	
F.13	DELAWARE	6	1-1	1.000	0-0	.000	0-0	.000	0-2	2	3-0	0	1	2	0	2	
F.15	CHARLESTON	10	0-1	.000	0-0	.000	0-2	.000	2-1	3	2-0	0	1	1	1	0	
F.22	at Elon	5	0-0	.000	0-0	.000	0-0	.000	0-1	1	4-0	0	0	1	0	0	
F.26	at Charleston	12	2-3	.667	0-0	.000	0-0	.000	1-1	2	2-0	1	0	0	0	4	
M.1	NORTHEASTERN	8	0-0	.000	0-0	.000	0-0	.000	0-1	1	1-0	0	0	1	1	0	
M.4	TOWSON	5	0-1	.000	0-0	.000	0-2	.000	1-0	1	1-0	0	0	3	0	0	
M.13	vs Hofstra	8	0-0	.000	0-0	.000	0-0	.000	0-0	0	3-0	1	0	0	1	0	
M.19	at Xavier	9	1-3	.333	0-1	.000	1-2	.500	1-1	2	1-0	1	0	0	0	3	

2013-14 • Freshman Season

Date	Opponent	GS	Min	FG-A	Pct	3FG-A	Pct	FT-A	Pct	O-D	Reb.	PF-O	A	TO	Blk	Stl	Pts
N.11	at Longwood	11	0-2	.000	0-0	.000	0-0	.000	1-2	3	3-0	0	1	0	2	0	
N.15	at East Carolina	16	2-4	.500	0-0	.000	0-0	.000	2-1	3	3-0	0	3	0	2	4	
N.19	HIGH POINT	8	0-0	.000	0-0	.000	0-0	.000	0-3	3	1-0	0	2	0	1	0	
N.23	at Winthrop	24	2-4	.500	0-0	.000	0-0	.000	1-1	2	2-0	0	0	1	0	4	
N.29	vs GB	23	0-4	.000	0-0	.000	2-2	1.000	2-2	4	2-0	0	1	0	2	2	
N.30	vs UMASS	1	0-0	.000	0-0	.000	0-0	.000	0-0	0	0-0	0	1	0	0	0	
D.5	LA SALLE	3	0-1	.000	0-0	.000	0-0	.000	0-0	0	2-0	0	0	0	0	0	
D.18	RADFORD	4	1-1	1.000	0-0	.000	0-0	.000	1-0	1	0-0	0	0	0	0	2	
D.21	OLD DOMINION	4	0-1	.000	0-0	.000	0-0	.000	0-0	0	0-0	0	1	0	0	0	
D.29	at Iowa State	6	1-2	.500	0-0	.000	0-1	.000	0-0	0	0-0	0	0	0	0	2	
J.9	DELAWARE	2	0-0	.000	0-0	.000	0-0	.000	0-0	0	1-0	0	0	0	0	0	
J.12	at Col. of Charleston	7	1-1	1.000	0-0	.000	0-0	.000	0-3	3	2-0	0	1	1	0	2	
J.16	DREXEL	6	0-0	.000	0-0	.000	3-5	.600	1-0	1	2-0	0	1	0	0	3	
J.26	TOWSON	0	0-0	.000	0-0	.000	0-0	.000	0-0	0	0-0	0	0	0	0	0	
J.30	at DREXEL	7	0-2	.000	0-0	.000	0-0	.000	0-1	1	0-0	0	0	0	0	0	
F.13	at Northeastern	3	0-0	.000	0-0	.000	0-0	.000	1-0	1	1-0	0	1	0	0	0	

CURTIS' CAREER HIGHS

Points	16, vs. Loyola (Md.) -- 11/14/14
Rebounds	7, vs. Longwood -- 11/29/14
Assists	3 (2x),



1

SENIOR
GUARD

5-5

NORFOLK, VA.

NORFOLK CHRISTIAN



LATRICE HUNTER

QUICK HITS

Reserve point guard who will challenge for the starting position ... Started six games last year, but also missed six games with injuries ... Appeared in 24 games with six starts during her junior season with the Tribe ... Finished the season with 114 points (4.8 ppg), 30 rebounds (1.3 rpg), 41 assists, 15 steals, two blocks.

2015-16/JUNIOR

Appeared in 24 games with six starts during her junior season with the Tribe ... Finished the season with 114 points (4.8 ppg), 30 rebounds (1.3 rpg), 41 assists, 15 steals, two blocks ... Shot 80 percent (29-for 36) from the charity stripe ... Wrapped up the season with seven games with three or more assists... Opened the season with five points and four assists against Mount St. Mary's (11/13) ... Missed the next four games with an injury ... Returned to the lineup and scored four points in a win at Delaware State (12/3) ... Dropped eight points and had two rebounds in a win at Norfolk State (12/17) ... Scored nine points, while adding a career-high of four steals versus Old Dominion (12/29) ... Had six points on two assists and two rebounds against James Madison (1/3) ... Scored seven points and two rebounds and assists at Towson (1/8) ... Scored a season-high of 15 points, all of which came on a career-high of five 3-pointers, in a victory over Northeastern (1/31) ... Scored nine points and had four assists at JMU (2/19) ... Missed the final two games with an injury.

2014-15/SOPHOMORE

Appeared in all 31 games as a reserve for the Tribe during her sophomore campaign ... Finished the season with 158 points (5.1 ppg.), 49 rebounds (1.6 rpg.), 87 assists, two blocks, and 31 steals ... Had three double-figure games ... Recorded three, or more assists, in 15 games ... Had seven points, including the game-winning basket in a season-opening win over Loyola (11/14) ... Scored six points, added two boards, and four dimes at Old Dominion (11/17) ... Registered 10 points and three assists at North Carolina A&T (11/21) ... Recorded six assists at High Point (11/23) ... Added six points and five assists in a win over Longwood (11/29) ... Scored nine points and added three rebounds and assists at La Salle (12/6) ... Registered eight points and had three assists at UNCW (1/4) ... Finished with eight points against Elon (1/9) ... Had 11 points, three assists and no turnovers in a double overtime victory at Drexel (2/6) ... Recorded a career-high seven assists and added seven points in a win against the College of Charleston (2/15) ... Had 10 points at College of Charleston (2/26) ... Handed out six dimes in a win over Towson (3/4) ... Scored nine points in the Tribe's WBI game at Xavier (3/19).

2013-14/FRESHMAN

Appeared in 29 games with six starts as a freshman for the Tribe ... Finished the season with 477 minutes played, 159 points, 41 rebounds, 60 assists, one block, and 36 steals ... Recorded seven double-digit performances. Registered three, or more, steals on five occasions ... One of four players to play in every game for the Tribe ... Made her debut at Longwood (11/11), grabbing a rebound in three minutes ... Set a then-career-high with six points at East Carolina (11/15) ... Matched her career-high with six points versus Green Bay (11/29) ... Scored a then-career-high eight points in the Tribe's victory over UMass (11/3), she added three assists and two steals in the game ... Had a then-career-high nine points, four rebounds and a career-high tying three assists against Radford (12/18) ... Had her first double-digit performance against Saint Louis (12/28) scoring 10 points, dishing out a career-high six assists, and three steals ... Bested her career-high with 11 points and four rebounds at nationally ranked Iowa State (12/29) ... Set a new career-high for the third straight game with 17 points against North Carolina A&T (1/3) ... Named CAA Rookie of the Week for the Week of Jan. 7 ... Had 15 points with three assists, two steals at the College of Charleston (1/12) ... Made her first career start versus Towson (1/26), playing 17 minutes ... Scored 13 points and four assists, and two steals in W&M's win versus College of Charleston ... Had 10 points and three steals at Towson (2/2) ... Dropped 10 points, two steal, a block, and three assists against Hofstra (3/5).

HIGH SCHOOL

Six-letter winner in basketball at Norfolk Christian... Earned team MVP honors twice... Helped lead her high school to three state championships during her career... Finished her senior season averaging 24 points, two rebounds, five assists, and four steals... In her senior season she was named TCIS Player of the Year, while leading her team to the state championship ... She finished her high school career with 2,198 points ... Garnered VISAA Player of the Year honors in 2013, while earning a first-team selection ... Named to the TCIS All-Conference team every year from eighth to 12th grade ... Garnered TCIS All-Tournament team honors for three straight seasons (10th-12th grade) ... Named to the VISAA Division II All-State team after all six seasons ... Named VISAA Division II State Tournament MVP in 2009 and 2010, while also earning all-tournament team honors those years ... Named an NCSAA All-American in 2012, while being named to the NCSAA Super Regional team in ninth, 10th, and 11th grade ... Garnered All-Tidewater fourth team honors for three straight seasons, before earning the first team honor in 2013 ... Recived an ESPN ranking in 2013, as well as America's Top Prospect in 11th and 12th grade .. Played her club basketball for Boo Williams.

PERSONAL

Daughter of Larry and Karen Hunter... Majoring in kinesiology at W&M... Enjoys drawing in her free time.

HUNTER'S CAREER STATS

OVERALL STATISTICS

Season	G-GS	Min-Avg	FG-A	Pct	3FG-A	Pct	FT-A	Pct	OR-DR	Reb-Avg	PF-FO	A	TO	Blk	St	Pts-Avg
2013-14	29-6	477-16.4	46-131	.351	11-46	.239	56-79	.709	14-27	41-1.4	47-0	60	50	1	36	159-5.5
2014-15	31-0	540-17.4	52-127	.409	7-17	.412	47-67	.701	10-39	49-1.6	49-2	87	47	2	31	158-5.1
2015-16	24-6	394-16.4	36-120	.300	13-48	.271	29-36	.806	7-23	30-1.3	46-0	41	41	2	15	114-4.8
Career	84-12	1411-16.8	134-378	.354	31-111	.279	132-182	.725	31-89	120-1.4	142-2	188	138	5	82	431-5.1

CAA STATISTICS

Season	G-GS	Min-Avg	FG-A	Pct	3FG-A	Pct	FT-A	Pct	OR-DR	Reb-Avg	PF-FO	A	TO	Blk	St	Pts-Avg
2013-14	16-6	307-19.2	23-87	.264	8-34	.235	26-34	.765	8-12	20-1.3	29-0	37	29	1	25	80-5.0
2014-15	18-0	323-17.9	29-73	.397	5-10	.500	22-31	.710	3-24	27-1.5	29-1	53	27	1	17	85-4.7
2015-16	17-6	279-16.4	24-92	.261	11-41	.268	18-21	.857	5-13	18-1.1	37-0	26	26	2	9	77-4.5
Career	51-12	909-17.8	76-252	.302	24-85	.282	66-86	.767	16-45	65-1.3	95-1	116	82	4	51	242-4.7

HUNTER'S CAREER GAME-BY-GAME

2015-16 • Junior Season

Date	Opponent	GS	Min	FG-A	Pct	3FG-A	Pct	FT-A	Pct	O-D	Reb.	PF-FO	A	TO	Blk	Stl	Pts
N. 13	at Mount St. Mary's	16	2-7	.286	1-3	.333	0-0	.000	1-1	2	1-0	4	1	0	0	5	
D. 1	at Delaware St	9	2-2	1.000	0-0	.000	0-0	.000	0-1	1	0-0	0	1	0	0	4	
D. 3	at WOFFORD	19	2-3	.667	0-1	.000	2-2	1.000	0-1	1	3-0	3	2	0	1	6	
D. 5	at Clemson	8	0-0	.000	0-0	.000	0-0	.000	0-2	2	0-0	1	0	0	0	0	
D. 17	NORFOLK ST	19	3-5	.600	0-0	.000	2-3	.667	0-2	2	0-0	3	4	0	1	8	
D. 21	at VCU	21	1-4	.250	0-0	.000	3-4	.750	1-1	2	2-0	2	3	0	0	5	
D. 29	OLD DOMINION	23	2-7	.286	1-3	.333	4-6	.667	0-2	2	3-0	2	4	0	4	9	
J. 3	JAMES MADISON	18	1-4	.250	1-3	.333	3-4	.750	0-2	2	1-0	2	1	0	2	6	
J. 8	at Towson	16	2-5	.400	1-2	.500	2-2	1.000	0-2	2	1-0	0	2	0	0	7	
J. 10	DREXEL	8	0-1	.000	0-1	.000	0-0	.000	0-1	1	2-0	0	1	0	1	0	
J. 15	at Northeastern	20	2-5	.400	1-2	.500	2-2	1.000	0-0	0	3-0	3	0	0	0	7	
J. 17	at Hofstra	17	0-4	.000	0-2	.000	4-4	1.000	0-0	0	2-0	0	4	0	1	4	
J. 22	UNCW	24	3-9	.333	0-4	.000	2-2	1.000	1-0	1	4-0	2	3	0	0	8	
J. 26	at Delaware	15	2-8	.250	1-1	1.000	0-0	.000	1-1	2	2-0	1	1	0	0	5	
J. 29	CHARLESTON	12	1-3	.333	1-3	.333	0-0	.000	0-0	0	2-0	4	2	0	0	3	
J. 31	NORTHEASTERN	22	5-11	.455	5-8	.625	0-0	.000	0-2	2	3-0	3	1	0	2	15	
F. 5	at Elon	14	1-7	.143	0-2	.000	0-0	.000	0-0	0	3-0	0	1	0	0	2	
F. 7	at UNCW	23	0-6	.000	0-2	.000	0-0	.000	0-0	0	1-0	2	5	0	1	0	
F. 12	HOFSTRA	18	1-8	.125	1-5	.200	2-2	1.000	1-0	1	4-0	0	0	0	1	5	
F. 14	DELAWARE	19	2-4	.500	0-0	.000	0-0	.000	0-1	1	2-0	1	2	1	0	4	
F. 19	at JMU	19	3-7	.429	0-2	.000	3-5	.600	0-1	1	3-0	4	1	0	1	9	
F. 21	at Charleston	19	0-4	.000	0-3	.000	0-0	.000	1-1	2	2-0	2	1	1	0	0	
F. 26	TOWSON	12	1-6	.167	0-1	.000	0-0	.000	1-2	3	2-0	1	1	0	0	2	
F. 28	at Drexel	3	0-0	.000	0-0	.000	0-0	.000	0-0	0	0-0	1	0	0	0	0	

2014-15 • Sophomore Season

Date	Opponent	GS	Min	FG-A	Pct	3FG-A	Pct	FT-A	Pct	O-D	Reb.	PF-FO	A	TO	Blk	Stl	Pts
N. 14	LOYOLA (MD.)	17	2-3	.667	0-1	.000	3-4	.750	1-0	1	0-0	2	0	0	0	0	7
N. 17	at Old Dominion	17	2-6	.333	0-0	.000	2-2	1.000	0-2	2	5-1	4	0	1	2	6	
N. 21	at N.C. A&T	24	3-6	.500	0-0	.000	4-10	.400	2-0	2	3-0	3	1	0	1	10	
N. 23	at High Point	16	1-4	.250	1-3	.333	0-0	.000	0-1	1	3-0	6	1	0	1	3	
N. 26	VCU	11	1-1	1.000	0-0	.000	0-0	.000	0-1	1	1-0	1	5	0	1	2	
N. 29	LONGWOOD	17	2-6	.333	0-1	.000	2-2	1.000	1-1	2	0-0	5	1	0	2	6	
D. 2	at Radford	12	0-0	.000	0-0	.000	3-4	.750	0-2	2	0-0	2	1	0	1	3	
D. 6	at La Salle	19	4-6	.667	0-0	.000	1-2	.500	0-3	3	3-0	3	3	0	1	9	
D. 18	at Wofford	19	0-1	.000	0-0	.000	6-8	.750	0-4	4	1-0	4	0	0	0	6	
D. 21	MAINE	14	2-4	.500	0-1	.000	0-0	.000	2-0	2	0-0	0	1	0	1	4	
D. 28	RICHMOND	13	0-5	.000	0-0	.000	2-2	1.000	1-1	2	1-0	2	3	0	2	2	
J. 4	at UNCW	11	3-4	.750	0-0	.000	2-2	1.000	0-1	1	0-0	3	1	0	0	8	
J. 6	at Towson	12	0-4	.000	0-0	.000	0-0	.000	1-1	2	1-0	3	0	0	2	0	
J. 9	ELON	24	2-4	.500	0-0	.000	4-5	.800	0-1	1	1-0	2	4	0	3	8	
J. 11	JAMES MADISON	18	2-4	.500	0-0	.000	0-0	.000	0-2	2	3-0	3	3	0	2	4	
J. 15	DREXEL	14	2-3	.667	1-1	1.000	1-2	.500	0-0	0	1-0	1	0	0	0	6	
J. 18	at Delaware	21	1-1	1.000	1-1	1.000	0-0	.000	0-3	3	2-0	4	1	0	1	3	
J. 22	at James Madison	20	1-3	.333	0-0	.000	1-2	.500	0-2	2	1-0	2	1	0	1	3	
J. 25	HOFSTRA	16	0-2	.000	0-0	.000	0-0	.000	0-3	3	2-0	2	3	0	0	0	
J. 29	UNCW	7	1-1	1.000	0-0	.000	0-0	.000	0-2	2	1-0	1	1	0	0	2	
F. 1	at Northeastern	11	1-3	.333	0-0	.000	0-2	.000	0-0	0	1-0	3	0	0	0	2	
F. 6	at Drexel	30	2-5	.400	1-1	1.000	6-8	.750	0-0	0	2-0	5	3	0	0	11	
F. 8	at Hofstra	23	1-6	.167	0-1	.000	2-2	1.000	1-1	2	3-0	2	2	0	1	4	
F. 13	DELAWARE	17	1-2	.500	0-0	.000	0-0	.000	1-1	2	5-1	2	0	1	0	2	
F. 15	CHARLESTON	29	3-8	.375	1-2	.500	0-1	.000	0-0	0	1-0	7	1	0	3	7	
F. 22	at Elon	19	2-7	.286	0-2	.000	0-0	.000	0-1	1	2-0	2	4	0	1	4	
F. 26	at Col. of Charleston	15	4-5	.800	0-1	.000	2-3	.667	0-2	2	1-0	3	1	0	3	10	
M. 1	NORTHEASTERN	15	2-4	.500	1-1	1.000	2-2	1.000	0-2	2	0-0	2	1	1	0	7	
M. 4	TOWSON	21	1-7	.143	0-0	.000	2-2	1.000	0-2	2	2-0	6	0	0	0	4	
M. 13	vs Hofstra	21	2-6	.333	0-0	.000	2-2	1.000	0-0	0	3-0	1	2	0	0	6	
M. 19	at Xavier	17	4-6	.667	1-1	1.000	0-0	.000	0-0	0	0-0	1	2	0	2	9	

2013-14 • Freshman Season

Date	Opponent	GS	Min	FG-A	Pct	3FG-A	Pct	FT-A	Pct	O-D	Reb.	PF-FO	A	TO	Blk	Stl	Pts
N.11	at Longwood	3	0-0	.000	0-0	.000	0-0	.000	0-1	1	0-0	0	1	0	0	0	
N.15	at East Carolina	6	3-3	1.000	0-0	.000	0-1	.000	1-0	1	0-0	0	1	0	0	6	
N.19	HIGH POINT	4	1-1	1.000	0-0	.000	0-0	.000	0-1	1	0-0	0	2	0	0	2	
N.23	at Winthrop	8	1-4	.250	1-3	.333	0-0	.000	0-0	0	1-0	0	2	0	0	3	
N. 29	vs GB	11	1-1	1.000	0-0	.000	4-6	.667	0-0	0	2-0	1	1	0	0	6	
N.30	vs UMass	18	3-5	.600	0-0	.000	2-5	.400	0-1	1	0-0	3	1	0	2	8	
D.5	LA SALLE	8	0-0	.000	0-0	.000	0-0	.000	0-1	1	1-0	0	2	0	1	0	
D.18	RADFORD	21	0-5	.000	0-2	.000	9-12	.750	3-4	4	2-0	3	0	0	0	9	
D.21	OLD DOMINION	14	1-2	.500	0-0	.000	0-0	.000	0-1	1	3-0	3	3	0	2	2	
D.28	vs Saint Louis	23	2-3	.667	0-1	.000	6-9	.667	0-4	4	2-0	6	3	0	3	10	
D.29	at Iowa State	16	4-8	.500	1-3	.333	2-4	.500	2-2	4	3-0	4	0	0	3	11	
J.3	N.C. A&T	20	5-7	.714	1-2	.500	6-6	1.000	0-1	1	3-0	0	4	0	0	17	
J.9	DELAWARE	24	1-9	.111	1-4	.250	2-2	1.000	0-0	0	2-0	2	3	0	2	5	
J.12	at Charleston	19	2-6	.333	1-3	.333	10-10	1.000	1-1	2	4-0	3	1	0	2	15	
J.16	DREXEL	13	0-7	.000	0-4	.000	0-0	.000	0-1	1	2-0	1	1	0	0	0	
J.23	at UNCW	19	1-5	.200	1-3	.333	1-2	.500	1-0	1	4-0	2	2	0	1	4	
J.26	TOWSON	17	0-4	.000	0-2	.000	0-0	.000	1-1	2	1-0	3	0	0	2	0	
J.30	at DREXEL	8	1-1	1.000	0-0	.000	0-0	.000	0-0	0	2-0	2	0	0	0	2	
F.2	CHARLESTON	28	4-9	.444	1-1	1.000	4-4	1.000	2-3	5	1-0	4	2	0	2	13	
F.4	JAMES MADISON	22	0-2	.000	0-1	.000	0-0	.000	0-2	2	4-0	1	2	0	1	0	
F.9	at Hofstra	18	1-4	.250	0-1	.000	0-0	.000	2-0	2	1-0	3	1	0	1	2	
F.13	at Northeastern	6	0-2	.000	0-0	.000	0-0	.000	0-0	0	0-0	1	1	0	2	0	
F.16	UNCW	21	3-6	.500	2-4	.500	1-3	.333	0-2	1	1-0	3	2	0	1	9	
F.20	at Delaware	11	4-6	.667	0-0	.000	0-0	.000	0-0	0	1-0	1	0	0	0	8	
F.23	at Delaware	17	2-5	.400	1-3	.333	0-2	0-0	0-0	0	1-0	1	0	0	3	5	
F.27	NORTHEASTERN	21	2-7	.286	0-3	.000	1-2	.500	0-0	0	0-0	4	5	0	3	5	
M.2	at James Madison	22	0-10	.000	0-3	.000	0-0	.000	0-0	0	3-0	3	5	0	0	0	
M.5	HOFSTRA	29	2-4	.500	0-1	.000	6-9	.667	1-1	2	1-0	3	3	1	2	10	
M.13	vs UNCW	18	2-5	.400	0-1	.000	1-2	.500	0-2	2	1-0	3	1	0	0	0	



11

SENIOR

FORWARD

5-10

HONOLULU, HAWAII

'IOLANI SCHOOL

ALEXANDRA MASAQUEL

QUICK HITS

Returning starter who has made 59 starts in the last 60 games ... Enjoyed a breakout junior season that saw her earn All-CAA Second-Team and All-Defensive honors ... Set a career-high with 28 points during a win against Towson last season ... Posted 10 career double-doubles, which ranks her tied for 10th all-time in school history.

2015-16/JUNIOR

Named Second-Team All-CAA ... Picked up a second-team nod on the all-state team from VaSID ... Tabbed to the CAA All-Academic team ... Named CAA Player of the Week for the week of Jan. 4 ... Was the only player to start in all 30 games of the season for the Tribe with a total of 968 minutes ... Finished the season with 413 points (13.8 ppg), 225 rebounds (7.5 rpg), 48 assists, 36 blocks, and 45 steals... Had 25 double-digit performances ... Collected six double-doubles ... Opened the season with 14 points and eight rebounds in a win at Mount St. Mary's (11/13) ... Followed that up with 16 points and five rebounds in the home opening victory over Grambling State (11/16) ... Matched a then career-high with 18 points and nine rebounds at Loyola (11/23) ... Registered her first double-double of the season with 10 points and 12 rebounds against Delaware State (12/1) ... Matched that with another double-double with a then-career-high tying 18 points and 10 rebounds against Wofford (12/3) ... Notched her third double-double of the season with 11 points and 11 rebounds against Norfolk State (12/17) ... Scored 16 points and nine rebounds in a victory over Old Dominion (12/29) ... Registered a double-double with 14 points and a career-high 15 rebounds in a victory over James Madison (1/3) ... Finished with 15 points and nine rebounds in a win at Towson (1/8) ... Recorded six straight double-figure games from 1/15 -1/31 ... Capped off the streak with a double-double in a win over Northeastern (1/31) scoring 12 points and grabbing 10 rebounds ... Had a run of nine double-digit performance games from Feb 7- Mar.9...Scored a then-career-high of 24 points and had nine rebounds against Hofstra (2/12)... Had 17 points, including her first career 3-pointer at James Madison (2/19) ... Recorded a double-double with 18 points and 10 rebounds in a win at College of Charleston (2/21) ... Dropped a career high of 28 points versus Towson (2/26)... Just missed a double-double in the CAA Tournament against Towson (3/9) scoring 16 points and grabbing nine rebounds.

2014-15/SOPHOMORE

Appeared in 30 of 31 games, making 29 starts for the Green and Gold ... Finished the season with 235 points (7.8 ppg), 192 rebounds (6.4), 34 assists, 24 blocks, and 67 steals ... Had 10 double-digit performances, six double-digit rebounding performances, and four double-doubles ... Made her first career start against Loyola (11/14) recording a double-double with a then career-high 12 points and grabbing a career-high 16 rebounds ... Recorded her second double-double with 10 points and 11 rebounds at High Point (11/23) ... Scored 10 points and grabbed six boards in win against Longwood (11/29) ... Registered her third double-double with a then-career-high 13 points and 11 rebounds at Towson (1/4) ... Scored 12 points and had five rebounds versus Elon (1/9) ... Totaled 12 points and eight rebounds in a win over Hofstra (1/25) ... Registered 10 points, seven rebounds, and a career-high seven rejections in a win against UNCW (1/29) ... Tied a then-career-high with 13 points and grabbed 13 rebounds in her fourth double-double at Northeastern (2/1) ... Registered a then-career-high 14 points at Hofstra (2/18) ... Added 12 points and six rebounds in a victory over Northeastern (3/1) ... Grabbed 13 rebounds and added seven points in the CAA Quarterfinals against Hofstra (3/13) ... Set a career-high with 18 points in the First Round of the Women's Basketball Invitational against Xavier (3/19).

2013-14/FRESHMAN

Appeared in 12 games for the Tribe in her freshman season ... Finished the season with 62 minutes played, 19 points, 22 rebounds, and three steals ... Recorded two rebounds in seven minutes in her collegiate debut at Longwood (11/11) ... Scored her first basket at East Carolina (11/15) ... Set a then-career-high with three points and two rebounds in a career-high 11 minutes the home opener against High Point (11/19) ... Grabbed two rebounds against nationally ranked Iowa State (12/29) ... Set a career-high with four points and seven rebounds at the College of Charleston (1/12) ... Registered a new career-high with six points, two steals and a rebound in the Tribe's win over UNCW (2/16) ... Had four points and four rebounds at James Madison (3/2).

PREP

Four-year letter winner in basketball at 'Iolani High School ... Selected to the All-State team three seasons in a row ... Named the ILH Player of the Year as a senior ... Ranked No. 2 in the Fabulous 15 of Hawaii in 2013... Was named to the All-State Tournament first team in 2013 ... Helped lead her high school team to the 2012 ILH Championship ... Was elected team captain for two seasons ... Played her AAU basketball for the Kalakaua Wahine ... Also a standout softball player, earning three All-State team selections... Garnered State Player of the Year honors as a senior ... Named to the ILH First Team in 2013 as well.

PERSONAL

Daughter of Alberto and Cecilia Masaquel ... Enjoys hiking, surfing, cooking, playing the ukulele, listening to music and hanging out with friends in her spare time ... Majoring in kinesiology with a concentration in health science.



MASAQUEL'S CAREER STATS

OVERALL STATISTICS

Season	G-GS	Min-Avg	FG-A	Pct	3FG-A	Pct	FT-A	Pct	OR-DR	Reb-Avg	PF-FO	A	TO	Blk	St	Pts-Avg
2013-14	12-0	62-5.2	9-21	.429	0-1	.000	1-3	.333	10-12	22-1.8	6-0	0	6	0	3	19-1.6
2014-15	30-29	804-26.8	106-214	.495	0-1	.000	23-35	.657	62-130	192-6.4	62-1	34	52	24	67	235-7.8
2015-16	30-30	968/32.3	186-352	.528	1-6	.167	40-58	.690	84-141	225-7.5	70-0	48	65	36	45	413-13.8
Career	72-59	1834/25.5	301-587	.513	1-8	.125	64-96	.667	156-283	439-6.1	138-1	82	123	60	115	667-9.3

CAA STATISTICS

Season	G-GS	Min-Avg	FG-A	Pct	3FG-A	Pct	FT-A	Pct	OR-DR	Reb-Avg	PF-FO	A	TO	Blk	St	Pts-Avg
2013-14	7-0	34-4.9	7-12	.583	0-0	.000	0-1	.000	6-9	15-2.1	4-0	0	2	0	3	14-2.0
2014-15	17-16	450-26.5	63-126	.500	0-1	.000	12-17	.706	33-66	99-5.8	31-0	22	30	12	44	138-8.1
2015-16	18-18	580-32.2	117-215	.544	1-3	.333	28-39	.718	42-87	129-7.2	43-0	24	34	24	31	263-14.6
Career	42-34	1064-25.3	187-353	.530	1-4	.250	40-57	.702	81-162	243-5.8	78-0	46	66	36	78	415-9.9

MASAQUEL'S CAREER GAME-BY-GAME

2015-16 • Junior Season

Date	Opponent	GS	Min	FG-A	Pct	3FG-A	Pct	FT-A	Pct	O-D	Reb.	PF-O	A	TO	Blk	Stl	Pts
N. 13	at Mount St. Mary's	*	33	6-15	.400	0-1	.000	2-3	.667	8-0	8	2-0	2	1	2	0	14
N. 16	GRAMBLING ST	*	29	7-11	.636	0-0	.000	2-2	1.000	1-4	5	0-0	3	3	2	0	16
N. 20	at Richmond	*	35	4-11	.364	0-0	.000	1-2	.500	1-6	7	2-0	5	2	1	1	9
N.23	at Loyola Md.	*	36	8-13	.615	0-1	.000	2-3	.667	3-6	9	3-0	3	1	0	1	18
N. 25	AMERICAN	*	30	5-9	.556	0-0	.000	0-0	.000	1-3	4	2-0	0	2	0	2	10
D. 1	at Delaware St	*	35	5-11	.455	0-1	.000	0-0	.000	7-5	12	2-0	1	4	2	2	10
D. 3	WOFFORD	*	29	8-11	.727	0-0	.000	2-2	1.000	4-6	10	2-0	0	1	2	2	18
D. 5	at Clemson	*	31	4-9	.444	0-0	.000	0-0	.000	2-5	7	3-0	1	4	0	0	8
D.17	NORFOLK ST	*	28	5-9	.556	0-0	.000	1-1	1.000	5-6	11	2-0	4	2	1	3	11
D.21	at VCU	*	27	2-5	.400	0-0	.000	0-0	.000	2-3	5	3-0	4	2	1	1	4
D. 29	OLD DOMINION	*	39	8-12	.667	0-0	.000	0-0	.000	3-6	9	2-0	0	5	1	2	16
J. 3	JAMES MADISON	*	37	6-11	.545	0-0	.000	2-2	1.000	3-12	15	3-0	2	2	1	5	14
J. 8	at Towson	*	26	7-10	.700	0-0	.000	1-1	1.000	0-9	9	2-0	2	0	0	3	15
J. 10	DREXEL	*	12	0-0	.000	0-0	.000	0-0	.000	0-3	3	0-0	0	0	0	0	0
J. 15	at Northeastern	*	37	7-12	.583	0-0	.000	1-2	.500	2-5	7	3-0	3	4	1	3	15
J. 17	at Hofstra	*	32	5-11	.455	0-0	.000	1-2	.500	2-4	6	3-0	0	4	0	0	11
J. 22	UNCW	*	39	6-9	.667	0-0	.000	0-0	.000	2-3	5	3-0	2	1	4	2	12
J. 26	at Delaware	*	38	4-12	.333	0-0	.000	6-11	.545	4-5	9	4-0	0	5	1	0	14
J. 29	CHARLESTON	*	30	5-14	.357	0-0	.000	0-0	.000	3-3	6	2-0	1	2	3	6	10
J. 31	NORTHEASTERN	*	39	5-16	.313	0-0	.000	2-3	.667	5-5	10	1-0	0	1	4	4	12
F. 5	at Elon	*	34	4-10	.400	0-0	.000	0-2	.000	3-6	9	0-0	1	0	3	2	8
F. 7	at UNCW	*	26	7-9	.778	0-0	.000	2-2	1.000	1-7	8	3-0	0	2	0	1	16
F. 12	HOFSTRA	*	38	11-21	.524	0-0	.000	2-3	.667	6-3	9	4-0	1	4	1	3	24
F. 14	DELAWARE	*	30	7-8	.875	0-0	.000	0-0	.000	1-4	5	4-0	1	1	0	0	14
F. 19	at JMU	*	26	6-10	.600	1-1	1.000	4-4	1.000	2-3	5	0-0	0	3	0	0	17
F.21	at Charleston	*	35	9-15	.600	0-0	.000	0-0	.000	3-7	10	2-0	5	1	1	1	18
F. 26	TOWSON	*	36	12-15	.800	0-0	.000	4-4	1.000	1-3	4	3-0	2	0	2	1	28
F. 28	at Drexel	*	31	7-14	.500	0-1	.000	2-2	1.000	3-3	6	3-0	2	1	1	0	16
M. 2	ELON	*	34	9-18	.500	0-1	.000	1-1	1.000	1-2	3	3-0	2	3	2	0	19
M. 9	vs Towson	*	36	7-21	.333	0-0	.000	2-6	.333	5-4	9	4-0	1	4	0	0	16

2014-15 • Sophomore Season

Date	Opponent	GS	Min	FG-A	Pct	3FG-A	Pct	FT-A	Pct	O-D	Reb.	PF-O	A	TO	Blk	Stl	Pts
N.14	LOYOLA (MD.)	*	34	6-8	.750	0-0	.000	0-0	.000	4-12	16	2-0	1	2	3	3	12
N.17	at Old Dominion	*	31	3-8	.375	0-0	.000	0-2	.000	1-7	8	1-0	1	2	1	5	6
N.21	at N.C. A&T	*	35	2-4	.500	0-0	.000	3-5	.600	2-6	8	1-0	0	3	1	1	7
N.23	at High Point	*	41	4-10	.400	0-0	.000	2-2	1.000	3-8	11	4-0	3	3	0	3	10
N.26	VCU	*	28	1-2	.500	0-0	.000	1-2	.500	1-4	5	1-0	0	2	2	2	3
N.29	LONGWOOD	*	21	5-7	.714	0-0	.000	0-0	.000	2-4	6	1-0	1	0	0	2	10
D. 2	at Radford	*	21	3-7	.429	0-0	.000	1-2	.500	2-3	5	5-1	0	0	0	1	7
D. 6	at La Salle	*	21	2-6	.333	0-0	.000	0-0	.000	0-3	3	3-0	0	2	1	0	4
D. 18	at Wofford	*	16	3-6	.500	0-0	.000	0-0	.000	1-1	2	4-0	4	2	2	1	6
D.21	MAINE	*	19	2-5	.400	0-0	.000	0-0	.000	1-5	6	2-0	1	0	2	1	4
D.28	RICHMOND	*	19	0-3	.000	0-0	.000	3-3	1.000	2-2	4	3-0	1	0	0	2	3
J. 4	at UNCW	*	29	4-7	.571	0-0	.000	1-2	.500	3-3	6	1-0	1	1	0	1	9
J. 6	at Towson	*	39	5-9	.556	0-0	.000	3-4	.750	1-10	11	3-0	2	0	1	5	13
J. 9	ELON	*	25	5-7	.714	0-0	.000	2-2	1.000	2-3	5	4-0	1	3	0	4	12
J.11	JAMES MADISON	*	31	3-9	.333	0-0	.000	0-0	.000	1-2	3	3-0	1	3	1	4	6
J.15	DREXEL	*	13	0-6	.000	0-0	.000	0-0	.000	2-3	5	0-0	0	1	1	1	0
J.22	at James Madison	*	18	3-6	.500	0-0	.000	0-0	.000	2-1	3	1-0	1	2	0	0	6
J.25	HOFSTRA	*	33	5-8	.625	0-0	.000	2-3	.667	4-4	8	3-0	3	1	3	3	12
J.29	UNCW	*	33	5-8	.625	0-0	.000	0-0	.000	2-5	7	1-0	4	2	1	7	10
F. 1	at Northeastern	*	42	5-10	.500	0-0	.000	3-4	.750	5-8	13	3-0	2	2	2	4	13
F. 6	at DREXEL	*	32	4-8	.500	0-0	.000	0-0	.000	2-8	10	1-0	1	4	1	3	8
F. 8	at Hofstra	*	31	7-15	.467	0-0	.000	0-0	.000	0-5	5	3-0	0	2	0	2	14
F.13	DELAWARE	*	23	1-5	.200	0-0	.000	0-0	.000	2-4	6	0-0	2	1	1	1	2
F.15	CHARLESTON	*	11	1-6	.167	0-0	.000	0-0	.000	1-0	1	1-0	0	4	1	1	2
F.22	at Elon	*	17	4-6	.667	0-0	.000	0-0	.000	1-0	1	4-0	1	1	0	2	8
F.26	at Charleston	*	22	3-3	1.000	0-0	.000	0-0	.000	1-4	5	1-0	2	1	0	1	6
M. 1	NORTHEASTERN	*	28	6-8	.750	0-1	.000	0-0	.000	4-2	6	2-0	0	2	0	2	12
M. 4	TOWSON	*	25	2-5	.400	0-0	.000	1-2	.500	0-4	4	2-0	1	0	0	3	5
M.13	vs Hofstra	*	32	3-9	.333	0-0	.000	1-2	.500	6-7	13	1-0	0	3	0	1	7
M.19	at Xavier	*	36	9-13	.692	0-0	.000	0-0	.000	4-2	6	3-0	0	3	0	1	18

2013-14 • Freshman Season

Date	Opponent	GS	Min	FG-A	Pct	3FG-A	Pct	FT-A	Pct	O-D	Reb.	PF-O	A	TO	Blk	Stl	Pts
N.11	at Longwood		7	0-3	.000	0-1	.000	0-0	.000	1-1	2	1-0	0	1	0	0	0
N.15	at East Carolina		5	1-3	.333	0-0	.000	0-0	.000	1-0	1	1-0	0	1	0	0	2
N.19	HIGH POINT		11	1-2	.500	0-0	.000	1-2	.500	1-1	2	0-0	0	1	0	0	3
N.23	at Winthrop		1	0-0	.000	0-0	.000	0-0	.000	0-0	0	0-0	0	1	0	0	0
D.29	at Iowa State		4	0-1	.000	0-0	.000	0-0	.000	1-1	2	0-0	0	0	0	0	0
J.12	at Charleston		10	2-5	.400	0-0	.000	0-0	.000	3-4	7	1-0	0	0	0	0	4
J.16	DREXEL		1	0-0	.000	0-0	.000	0-0	.000	0-0	0	0-0	0	0	0	0	0
F. 4	JAMES MADISON		1	0-0	.000	0-0	.000	0-0	.000	1-1	2	0-0	0	0	0	1	0
F.13	at Northeastern		2	0-0	.000	0-0	.000	0-0	.000	0-0	0	2-0	0	1	0	0	0
F.16	UNCW		9	3-3	1.000	0-0	.000	0-0	.000	0-1	1	1-0	0	1	0	2	6
F.23	at Delaware		1	0-0	.000	0-0	.000	0-0	.000	0-1	1	0-0	0	0	0	0	0
M. 2	at James Madison		10	2-4	.500	0-0	.000	0-1	.000	2-2	4	0-0	0	0	0	0	4

MASAQUEL'S CAREER HIGHS

Points	28, vs. Towson -- 2/26/16
Rebounds	16 vs. Loyola (Md.) -- 11/14/14
Assists	5, (2x) last time at Charleston -- 2/21/16
Steals	7, vs. UNCW -- 1/29/15
Blocked Shots	4, (2x) last time vs. Northeastern -- 1/31/16



13

SENIOR

GUARD

5-9

VIENNA, VA

PAUL VI



MARLENA TREMBA

QUICK HITS

Earned Third-Team All-CAA honors as a sophomore and junior ... Named the 2013-14 CAA Rookie of the Year ... Has appeared in all 90 games during her career, with 71 starts... Became the 17th player in school history to score 1,000 career points against Delaware on Jan. 26, 2016 ... Team's leading scorer the past three seasons ... Currently ranks in the top 10 all-time at W&M in minutes average, free throw percentage, scoring average, 3-point field goals made, 3-point field goals attempted, and 3-point field goal percentage ... High school teammate of Kasey Curtis.

2015-16/JUNIOR

Named to the All-CAA Third-Team ... Earned a spot on the VaSID All-State Second-Team ... Earned a spot on the CAA All-Academic team ... Tabbed CAA Player of the Week honors for the week of Nov. 13 ... Appeared in all 30 games with 29 starts...Finished the season with 417 points (13.9 ppg), 119 rebounds (4.0 rpg), 119 assists, one block and 52 steals... Recorded 22 double digit performances, including eight 20-point performances ... Opened the season with a then career-high 26 points against Mount St. Mary's (11/13) ... Scored in double figures five games in a row from Nov. 23 - Dec. 5 and then scored double figures six games in a row from Jan.22 - Feb. 7 ... Registered her first career double-double with 14 points and a career high of 10 assists at Clemson (12/05)... Added 20 points and five rebounds in a victory over Old Dominion (12/29) ... Had 16 points in a Tribe win at Towson (1/8) ... Had 15 points, six rebounds, and six assists in a victory over UNCW ... Scored her 1,000th career point with 10 points at Delaware (1/26) ... Dropped 20 points with four rebounds and four assists in a home win over Northeastern (1/31) ... Scored 19 points in a road victory at College of Charleston (2/21) ... Scored 22 points and had seven assists in a comeback win over Towson (2/26) ... Scored 25 points and had a career high of seven steals versus Elon (3/2)... Just missed a triple double, but recorded her second double-double with a career high of 29 points on a season high of six 3-pointers, a career high of 10 rebounds, and had eight assists in the CAA Tournament against Towson (3/9) ... Named Preseason All-CAA Second-Team.

2014-15/SOPHOMORE

Named Third-Team All-CAA following the season ... Appeared in all 31 games with 28 starts ... Finished the season with 389 points (12.5 ppg), 97 rebounds (3.1 rpg), 63 assists, two blocks and 53 assists ... Recorded 21 double-digit performances, including five 20-point performances ... Scored in double-figures in the Tribe's first eight games of the season, including back-to-back 20 and 23 point performances against North Carolina A&T (11/21) and High Point (11/23), respectively ... Dropped 24 points and had six assists and a comeback victory at Radford (12/2) ... Scored 22 points at Towson on a career-high six 3-pointers (1/6) ... Dropped 22 points and had a career-high seven rebounds in a double overtime victory at Northeastern (2/1) ... Added a 11 points in W&M's first win over Drexel in five seasons (2/6) ... Scored 19 points on five 3-pointers against Delaware (2/13) ... Had 17 points in a home victory over College of Charleston (2/15) ... Scored 16 points on four 3-pointers at Elon (2/22) ... Hit five 3-pointers for 15 points in a win at College of Charleston (2/26) ... Scored 17 points in the CAA Quarterfinals against Hofstra (3/13) ... Named Preseason Second-Team All-CAA.

2013-14/FRESHMAN

Named 2013-14 CAA Rookie of the Year ... Garnered CAA All-Rookie honors ... One of four players to see action in all 29 games ... Finished the season with 904 minutes, 384 points (13.2 ppg), 89 rebounds, 62 assists, 43 steals, and six blocks ... Named CAA Rookie of the Week three times during the weeks of Dec. 30, Feb. 2, and Feb. 24, more than any other CAA Rookie ... Well represented among the W&M freshman records including: third in points (384), fourth in points per game (13.2), fourth in field goals made (124), first in 3-point field goals (67), seventh in 3-point field goal percentage (.306), seventh in free throws made (69), second in free throw percentage (.806), fourth in assists (62), seventh in assist per game (2.1), eight in steals (43), 10th in steals per game (1.5), seventh in games played (29), and fourth in minutes average (31.2) ... Scored in double-figures in 22 games, including reaching the 20-point plateau four times ... Made an instant impact in her debut scoring 20 points (most by a freshman since 2003), six rebounds and a steal at Longwood (11/11) ... Had back-to-back 13-point performances against East Carolina (11/15) and High Point (11/19) ... Scored 15 points and added six assists and four steals in the Tribe's win over UMass (11/30) ... Had a career-high nine rebounds against Radford (12/18) ... Scored a career-high 25 points, with three rebounds, two assists, and two steals versus Saint Louis (12/28) ... Had back-to-back 17-point performances against UNCW (1/23) and Towson (1/26) ... Dropped 21 points and grabbed five rebounds in the Tribe's win over the College of Charleston (2/2) ... Had 18 points and five boards at Northeastern (2/13) ... Registered 21 points in W&M's road victory over Delaware (2/23) ... Had 19 points in the win over Northeastern (2/27) ... Scored in double-digits in 11 straight games from 1/23-2/27, which is the 10th longest such streak in school history ... Recorded 14 points, three rebounds, and three steals against Hofstra (3/5), playing a career-high 42 minutes.

PREP

Three-year letter winner in basketball at Paul VI High School ... Garnered first team All-WCAC Honors in 2012 and 2013, after being named to the second team in 2011 ... Three-time All-Met honoree from 2011-13 ... VIS All-State Division 1 first team from 2011-13 ... Helped lead Paul VI to three VIS state championships ... Finished her high school career with 1,877 points with 285 3-pointers ... Played varsity basketball for South Lakes High School as a freshman ... Member of the Vienna Travel Basketball, Germantown Lady Panthers (Md.), No Limits (Va.) and Potomac Valley Vogues (Va.) AAU teams ... Graduated with highest honors from Paul VI ... Played the cello in the string ensemble.

PERSONAL

Daughter of Mark and Karen Tremba ... Enjoys playing piano and reading in free time ... Majoring in finance.

TREMBA'S CAREER STATS

OVERALL STATISTICS

Season	G-GS	Min-Avg	FG-A	Pct	3FG-A	Pct	FT-A	Pct	OR-DR	Reb-Avg	PF-FO	A	TO	Blk	St	Pts-Avg
2013-14	29-14	904-31.2	124-334	.371	67-219	.306	69-86	.802	16-73	89-3.1	78-1	62	50	6	43	384-13.2
2014-15	31-28	1021-32.9	119-361	.330	73-225	.324	78-103	.757	13-84	97-3.1	72-1	63	78	2	53	389-12.5
2015-16	30-29	1018/33.9	130-342	.380	67-176	.374	90-112	.804	23-96	119-4.0	66-0	119	89	1	52	417-13.9
Career	90-71	2943/32.7	373-1037	.360	207-623	.332	237-301	.787	52-253	305-3.4	216-2	244	217	9	148	1190-13.2

CAA STATISTICS

Season	G-GS	Min-Avg	FG-A	Pct	3FG-A	Pct	FT-A	Pct	OR-DR	Reb-Avg	PF-FO	A	TO	Blk	St	Pts-Avg
2013-14	16-7	493-30.8	69-185	.373	40-125	.320	42-49	.857	3-35	38-2.4	42-0	28	26	5	16	220-13.8
2014-15	18-15	610-33.9	59-198	.298	41-135	.304	27-40	.675	4-54	58-3.2	41-0	35	34	2	31	186-10.3
2015-16	18-18	619-34.4	70-203	.345	38-110	.345	50-60	.833	6-37	67-3.7	40-0	71	57	0	29	228-12.7
Career	52-40	1722-33.1	198-586	.338	119-370	.322	119-149	.799	16-147	163-3.1	123-0	134	117	7	76	634-12.2

TREMBA'S CAREER GAME-BY-GAME

2015-16 • Junior Season

Date	Opponent	GS	Min	FG-A	Pct	3FG-A	Pct	FT-A	Pct	O-D	Reb.	PF-O	A	TO	Blk	Stl	Pts
N. 13	at Mount St. Mary's	*	35	9-12	.750	5-7	.714	3-4	.750	1-3	4	3-0	4	3	0	2	26
N. 16	at Grambling St.	*	28	4-7	.571	2-5	.400	0-0	.000	0-4	4	3-0	1	0	0	10	10
N. 20	at Richmond	*	38	2-9	.222	1-5	.200	4-6	.667	1-4	5	3-0	3	1	2	9	9
N. 23	at Loyola Md	*	35	4-12	.333	0-4	.000	3-6	.500	2-1	3	0-0	3	0	2	11	11
N. 25	AMERICAN	*	34	6-10	.600	2-3	.667	8-8	1.000	1-0	1	2-0	2	2	0	1	22
D. 1	at Delaware St	*	37	7-16	.438	4-10	.400	3-6	.500	0-5	5	2-0	2	3	0	4	21
D. 3	WOFFORD	*	31	5-13	.385	1-4	.250	2-2	1.000	2-5	7	0-0	3	1	0	1	13
D. 5	at Clemson	*	36	5-9	.556	3-5	.600	1-2	.500	2-1	3	1-0	10	3	0	4	14
D. 17	NORFOLK STATE	*	22	2-8	.250	2-5	.400	0-0	.000	0-3	3	1-0	4	0	0	3	6
D. 21	VCU	*	32	3-13	.231	2-6	.333	0-0	.000	1-1	2	1-0	0	4	0	2	8
D. 28	OLD DOMINION	*	33	6-13	.462	1-4	.250	7-9	.778	1-4	5	4-0	5	5	0	1	20
J. 3	JAMES MADISON	*	37	1-10	.100	0-2	.000	7-9	.778	0-5	5	3-0	3	4	0	1	9
J. 8	at Towson	*	25	5-9	.556	3-6	.500	3-3	1.000	1-1	2	0-0	2	4	0	2	16
J. 10	DREXEL	*	37	1-10	.100	1-7	.143	2-2	1.000	0-4	4	3-0	4	0	0	5	5
J. 15	at Northeastern	*	44	3-22	.136	2-15	.133	3-4	.750	1-2	3	3-0	5	2	0	2	11
J. 17	at Hofstra	*	21	1-3	.333	1-2	.500	0-0	.000	0-1	1	3-0	3	1	0	0	3
J. 22	UNCW	*	40	4-8	.500	3-6	.500	4-4	1.000	1-5	6	1-0	6	3	0	1	15
J. 26	at Delaware	*	31	3-8	.375	2-3	.667	2-2	1.000	0-4	4	4-0	7	2	0	1	10
J. 29	CHARLESTON	*	40	6-15	.400	2-8	.250	1-2	.500	0-5	5	2-0	4	7	0	2	15
J. 31	NORTHEASTERN	*	33	7-14	.500	4-7	.571	2-3	.667	0-4	4	2-0	4	3	0	1	20
F. 5	at Elon	*	31	5-12	.417	2-5	.400	3-5	.600	1-1	2	4-0	3	4	0	2	15
F. 7	at UNCW	*	35	4-14	.286	2-8	.250	1-1	1.000	2-6	8	1-0	4	0	0	1	11
F. 12	HOFSTRA	*	38	1-11	.091	1-4	.250	2-2	1.000	2-2	4	2-0	2	1	0	2	5
F. 14	DELAWARE	*	39	4-15	.267	1-8	.125	2-3	.667	0-5	5	2-0	5	2	0	2	11
F. 19	at JMU	*	26	4-8	.500	0-1	.000	2-2	1.000	0-2	2	2-0	2	2	0	0	10
F. 21	at Charleston	*	35	7-11	.636	4-8	.500	1-2	.500	0-4	4	2-0	4	5	0	2	19
F. 26	TOWSON	*	39	7-14	.500	5-6	.833	3-4	.750	0-3	3	1-0	7	5	0	2	22
F. 28	at Drexel	*	35	1-6	.167	0-3	.000	4-4	1.000	1-4	5	2-0	3	4	0	1	6
M. 2	ELON	*	33	6-13	.462	5-11	.455	8-8	1.000	0-0	0	3-0	3	4	0	7	25
M. 9	vs. Towson	*	40	7-17	.412	6-11	.545	9-9	1.000	307	10	4-0	8	4	0	1	29

2014-15 • Sophomore Season

Date	Opponent	GS	Min	FG-A	Pct	3FG-A	Pct	FT-A	Pct	O-D	Reb.	PF-O	A	TO	Blk	Stl	Pts
N. 14	LOYOLA (MD.)	*	31	3-10	.300	2-5	.400	6-7	.857	1-3	4	5-1	1	7	0	1	14
N. 17	at Old Dominion	*	27	6-11	.545	2-7	.286	0-0	.000	0-2	2	3-0	5	2	0	1	14
N. 21	at N.C. A&T	*	30	8-8	1.000	2-2	1.000	2-2	1.000	0-3	3	3-0	1	5	0	0	20
N. 23	at High Point	*	42	8-27	.296	4-13	.308	3-3	1.000	2-2	4	2-0	2	3	0	1	23
N. 26	VCU	*	31	4-17	.235	1-11	.091	3-4	.750	0-0	0	3-0	1	0	0	12	12
N. 29	LONGWOOD	*	22	7-8	.875	4-5	.800	1-2	.500	1-1	2	0-0	3	1	0	2	19
D. 2	at Radford	*	31	5-10	.500	5-7	.714	9-12	.750	0-2	2	2-0	6	3	0	2	24
D. 6	at La Salle	*	32	4-15	.267	1-8	.125	8-9	.889	2-0	2	3-0	0	5	0	3	17
D. 18	at Wofford	*	26	2-6	.333	1-3	.333	2-2	1.000	0-4	4	2-0	1	2	0	1	7
D. 21	MAINE	*	38	4-15	.267	3-9	.333	5-6	.833	0-6	6	0-0	3	6	0	3	16
D. 28	RICHMOND	*	33	3-14	.214	2-7	.286	7-9	.778	3-2	5	4-0	2	5	0	1	15
J. 4	at UNCW	*	39	1-7	.143	1-7	.143	1-3	.333	0-6	6	3-0	2	2	0	0	4
J. 6	at Towson	*	44	7-19	.368	6-15	.400	2-3	.667	0-6	6	4-0	0	3	0	2	22
J. 9	ELON	*	23	0-8	.000	0-5	.000	3-4	.750	0-1	1	3-0	0	1	1	0	3
J. 11	JAMES MADISON	*	15	0-3	.000	0-1	.000	0-0	.000	1-4	5	1-0	1	0	0	0	0
J. 15	DREXEL	*	35	1-9	.111	0-5	.000	0-0	.000	0-5	5	1-0	3	3	0	4	2
J. 18	at Delaware	*	39	3-13	.231	1-8	.125	3-4	.750	0-3	3	2-0	2	2	0	4	10
J. 22	at James Madison	*	28	3-11	.273	2-7	.286	0-0	.000	0-4	4	0-0	2	2	1	1	8
J. 25	HOFSTRA	*	39	4-10	.400	2-4	.500	0-1	.000	0-2	2	2-0	1	4	0	2	10
J. 29	UNCW	*	36	3-14	.214	2-6	.333	1-3	.333	0-2	2	3-0	2	1	0	1	9
F. 1	at Northeastern	*	38	7-12	.583	2-5	.400	6-9	.667	0-2	2	3-0	0	3	0	2	22
F. 6	at DREXEL	*	48	3-10	.300	3-8	.375	2-2	1.000	1-6	7	4-0	2	3	0	3	11
F. 8	at Hofstra	*	32	2-11	.182	1-6	.167	2-2	1.000	0-1	1	2-0	6	2	0	1	7
F. 13	DELAWARE	*	37	7-19	.368	5-14	.357	0-1	.000	1-3	4	4-0	3	2	0	0	19
F. 15	CHARLESTON	*	35	4-10	.400	4-9	.444	5-6	.833	1-3	4	1-0	2	1	0	2	17
F. 22	at Elon	*	37	5-10	.500	4-9	.444	2-2	1.000	0-3	3	3-0	2	2	0	1	16
F. 26	at Charleston	*	24	5-11	.455	5-9	.556	0-0	.000	0-0	0	1-0	2	2	0	5	15
M. 1	NORTHEASTERN	*	24	0-9	.000	0-8	.000	0-0	.000	0-1	1	1-0	6	1	0	3	0
M. 4	TOWSON	*	37	4-12	.333	3-9	.333	0-0	.000	0-2	2	1-0	1	0	0	11	11
M. 13	vs Hofstra	*	33	5-16	.313	5-13	.385	2-3	.667	0-2	2	2-0	0	4	0	1	17
M. 19	at Xavier	*	35	1-6	.167	0-2	.000	3-4	.750	0-3	3	2-0	4	0	0	2	5

2013-14 • Freshman Season

Date	Opponent	GS	Min	FG-A	Pct	3FG-A	Pct	FT-A	Pct	O-D	Reb.	PF-O	A	TO	Blk	Stl	Pts
N.11	at Longwood	*	26	6-15	.400	3-11	.273	5-6	.833	3-3	6	2-0	2	0	0	1	20
N.15	at East Carolina	*	25	5-12	.417	2-6	.333	1-2	.500	0-4	4	2-0	3	2	0	2	13
N.19	HIGH POINT	*	34	4-10	.400	1-5	.200	4-5	.800	1-2	3	2-0	0	2	0	3	13
N.23	at Winthrop	*	29	4-9	.444	2-5	.400	2-2	1.000	1-1	2	1-0	2	3	0	1	12
N.29	vs GB	*	22	4-11	.364	3-9	.333	0-1	.000	0-0	0	3-0	5	3	0	0	11
N.30	vs UMass	*	40	4-11	.364	3-10	.300	4-4	1.000	0-1	1	2-0	6	5	0	4	15
D.5	LA SALLE	*	37	2-12	.167	0-9	.000	2-2	1.000	1-3	3	4-0	3	1	0	2	8
D.18	RADFORD	*	35	3-14	.214	2-9	.222	1-2	.500	3-6	9	0-0	1	0	0	5	9
D.21	OLD DOMINION	*	30	3-10	.300	1-7	.143	0-0	.000	1-4	5	5-1	2	1	0	2	7
D.28	vs Saint Louis	*	38	9-16	.563	5-11	.455	2-4	.500	0-3	3	4-0	2	2	1	2	25
D.29	at Iowa State	*	24	3-9	.333	2-4	.500	3-4	.750	0-3	3	3-0	2	0	0	1	11
J.3	N.C. A&T	*	40	5-13	.385	1-6	.167	2-3	.667	1-5	6	4-0	2	2	0	2	13
J.9	DELAWARE	*	33	4-10	.400	2-8	.250	1-2	.500	0-2	2	0-0	0	1	0	0	11
J.12	at Charleston	*	16	2-7	.286	2-5	.400	0-0	.000	0-0	0	3-0	0	2	0	1	6
J.16	DREXEL	*	28	2-9	.222	1-6	.167	1-2	.500	0-2	2	3-0	0	0	1	0	6
J.23	at UNCW	*	40	6-16	.375	3-13	.231	2-2	1.000	1-4	5	3-0	3	2	0	1	17
J.26	TOWSON	*	28	5-10	.500	5-8	.625	2-2	1.000	0-3	3	3-0	2	0	0	1	17
J.30	at DREXEL	*	32	4-11	.364	3-10	.300	0-0	.000	1-1	2	2-0	4	2	0	1	11
F.2	CHARLESTON	*	35	5-12	.417	2-6	.333	9-9	1.000	0-5	5	2-0	3	1	1	0	21
F.4	JAMES MADISON	*	34	5-14	.357	3-8	.375	3-3	1.000	0-2	2	1-0	0	5	0	1	16
F.9	at Hofstra	*	28	4-11	.364	3-9	.333	5-6	.800	1-1	2	4-0	2	3	0	2	14
F.13	at Northeastern	*	32	5-14	.357	3-8	.375	5-6	.833	0-5	5	4-0	1	3	0	0	18
F.16	UNCW	*	39	5-9	.556	5-9	.556	0-0	.000	0-2	2	4-0	2	0	0	0	14
F.20	at Towson	*	35	9-15	.263	3-10	.300	1-2	.500	0-2	2	3-0	2	0	2	1	14
F.23	at Delaware	*	37	5-12	.417	4-10	.400	7-8	.875	0-1	1	4-0	2	3	0	1	21
F.27	NORTHEASTERN	*	32	7-14	.500	1-7	.143	4-4	1.000	0-0	0	3-0	2	0	1	1	19
M.2	at James Madison	*	26	1-4	.250	1-1	1.000	0-0	.000	0-2	2	2-0	1	1	0	2	3
M.5	Hofstra	*	42	4-13	.308	2-11	.182	4-4	1.000	0-3	3	3-0	3	1	2	3	14
M.13	vs UNCW	*	31	3-7	.429	2-2	1.000	1-2	.500	2-4	6	3-0	3	2	0	2	20



4

JUNIOR

GUARD/FORWARD

6-0

SAINT-LAMBERT, QUEBEC

CHAMPLAIN COLLEGE- ST. LAMBERT

JEANNE

GAUMONT

QUICK HITS

Wing who earned valuable experience with 13 starts last season ... Had a pair of double-digit performances last season ... Can knock it down from range ... Started the final seven games of the season last year ... Finished the season with 83 points (3.5 ppg), 19 steals, 11 blocks, 30 assists, 52 rebounds (2.2 rpg).

2015-16/SOPHOMORE

Appeared in 24 games with 13 starts... Finished the season with 83 points (3.5 ppg), 19 steals, 11 blocks, 30 assists, 52 rebounds (2.2 rpg)... Started the first six games of the season ... Had a then-career-high seven points, adding two rebounds and assists in the home opening win over Grambling State (11/16) ... Added a then career-high nine points and added three rebound and a career-high five assists in a win at Towson (1/8) ... Scored a career high of 10 points with three 3-pointers versus Drexel (1/10) including two blocks, two assists, and a career high of five rebounds ... Hit two treys, before leaving with an injury against Northeastern (1/15) ... Missed five games from Jan. 17 – Feb. 5 with the injury Returned and played 26 minutes with two points, three steals, and an assist and a block at Elon (2/5) ... Matched her career-high with 10 points versus Delaware (2/14) with two steals and two rebounds playing career-high of 31 minutes... Played her third game with a career-high of 31 minutes at Drexel (2/28) rounding up nine points and five rebounds, matching her rebounding career high ... Started the final seven games of the season for the Green and Gold.

2014-15/FRESHMAN


Played in 24 games with one start for the Tribe in her rookie season ... Finished the season with 38 points (1.6 ppg.), 20 rebounds (0.8 rpg), 12 assists three blocks and 10 steals ... Made her collegiate debut in the season opener against Loyola scoring three points and grabbing two rebounds in nine minutes ... Recorded a block in a win at North Carolina A&T (11/21) ... Set a then career-high with seven points while adding a pair of assists against Longwood (11/29) ... Totaled three points and a pair of rebounds in a win at Radford (12/2) ... Scored in five straight games from 1/6-1/18, including four points, four assists, and three rebounds, while playing a career-high 26 minutes in a comeback victory at Delaware (1/18) ... Made her first career start, playing 20 minutes and grabbing two rebounds at James Madison (1/22) ... Recorded a career-high nine points on 3-of-4 from 3-point land and added two boards in a double overtime win at Northeastern (2/1) ... Set a career-high with four rebounds at Elon (2/22).

HIGH SCHOOL

Named by the Crown Canadian Recruiting Service as the No. 10 player in Canada's 2014 class ... Touted as a sharp-shooter, who has the ability to knock down shots from 3-point range ... Played three-years of basketball at Champlain College in Canada ... Named athlete of the year at Champlain College in 2014 ... Named a first-team all-star in 2014, after being named a second-team all-star in 2012 ... Was awarded her team's MVP award in 2014 ... Named to the 2014 SIRC-CCAA Academic All-Canadian team in 2014 ... Finished her career with 753 points, averaging 13.9 points per night ... As a senior, finished averaging 14.6 per game with 3.0 apg., and 3 spg.

PERSONAL

Daughter Gaston Lampron and Linda Gaumont ... Majoring in kinesiology and health sciences.



GAUMONT'S CAREER STATS

OVERALL STATISTICS

Season	G-GS	Min-Avg	FG-A	Pct	3FG-A	Pct	FT-A	Pct	OR-DR	Reb-Avg	PF-FO	A	TO	Blk	St	Pts-Avg
2014-15	24-1	190-7.9	14-46	.304	9-36	.265	1-3	.333	5-15	20-0.8	17-0	12	12	3	10	38-1.6
2015-16	24-13	428-17.8	32-96	.333	9-45	.200	10-16	.625	14-38	52-2.2	45-1	30	22	11	19	83-3.5
Career	48-14	618-12.9	46-142	.324	18-79	.228	11-19	.579	19-53	72-1.5	62-1	42	34	14	29	121-2.5

CAA STATISTICS

Season	G-GS	Min-Avg	FG-A	Pct	3FG-A	Pct	FT-A	Pct	OR-DR	Reb-Avg	PF-FO	A	TO	Blk	St	Pts-Avg
2014-15	13-1	129/9.9	9-27	.333	6-21	.286	1-3	.333	3-11	14-1.1	14-0	9	8	2	8	25-1.9
2015-16	13-6	293/22.5	24-65	.369	8-33	.242	5-9	.556	9-27	36-2.8	31-1	23	16	8	14	61-4.7
Career	26-7	422/16.2	33-92	.359	14-54	.259	6-12	.500	12-38	50-1.9	45-1	32	24	10	22	86-3.3

GAUMONT'S CAREER GAME-BY-GAME

2015-16 • Sophomore Season

Date	Opponent	GS	Min	FG-A	Pct	3FG-A	Pct	FT-A	Pct	O-D	Reb.	PF-O	A	TO	Blk	Stl	Pts
N. 13	at Mount St. Mary's *	19	0-5	.000	0-3	.000	0-0	.000	0-1	1	3-0	0	1	0	1	0	0
N. 16	GRAMBLING ST *	17	3-5	.600	0-2	.000	1-1	1.000	0-2	2	0-0	2	0	1	0	7	7
N. 20	at Richmond *	12	0-1	.000	0-1	.000	1-2	.500	0-1	1	0-0	0	0	0	0	1	1
N. 23	at Loyola Md *	19	1-2	.500	0-0	.000	0-0	.000	0-1	1	3-0	0	1	0	0	2	2
N. 25	AMERICAN *	10	0-1	.000	0-0	.000	0-0	.000	0-2	2	1-0	1	1	0	0	0	0
D. 1	at Delaware St *	6	1-6	.167	0-1	.000	0-0	.000	2-0	2	0-0	1	0	0	0	2	2
D. 3	WOFFORD	14	1-2	.500	1-1	1.000	1-2	.500	0-2	2	3-0	2	0	0	2	4	4
D. 5	at Clemson	12	1-4	.250	0-2	.000	2-2	1.000	0-1	1	0-0	0	0	0	1	4	4
D. 7	NORFOLK ST	7	0-2	.000	0-0	.000	0-0	.000	0-0	0	0-0	1	1	0	0	0	0
D. 29	OLD DOMINION	3	0-0	.000	0-0	.000	0-0	.000	0-1	1	0-0	0	0	0	0	0	0
J. 3	JAMES MADISON	4	0-1	.000	0-0	.000	0-0	.000	0-0	0	0-0	0	0	0	0	0	0
J. 8	at Towson	17	3-5	.600	1-2	.500	2-2	1.000	3-0	3	2-0	5	1	0	2	9	9
J. 10	DREXEL	27	3-6	.500	3-6	.500	1-2	.500	1-4	5	2-0	2	3	2	0	10	10
J. 15	at Northeastern	7	2-3	.667	2-3	.667	0-0	.000	0-0	0	1-0	0	0	0	0	6	6
F. 5	at Elon	26	1-4	.250	0-2	.000	0-0	.000	0-2	2	4-0	1	1	1	3	2	2
F. 7	at UNCW	31	3-6	.500	0-3	.000	0-1	.000	1-3	4	5-1	0	2	0	0	6	6
F. 12	HOFSTRA	24	0-4	.000	0-3	.000	0-0	.000	1-3	4	4-0	3	1	1	2	0	0
F. 14	DELAWARE	31	4-9	.444	1-3	.333	1-2	.500	0-2	2	0-0	1	4	1	2	10	10
F. 19	at JMU	20	0-3	.000	0-1	.000	0-0	.000	0-1	1	1-0	2	0	2	0	0	0
F. 21	at Charleston *	25	2-6	.333	0-2	.000	1-2	.500	0-3	3	4-0	4	2	0	3	5	5
F. 26	TOWSON *	24	2-5	.400	0-2	.000	0-0	.000	0-3	3	3-0	1	1	1	1	4	4
F. 28	at Drexel *	31	4-10	.400	1-4	.250	0-0	.000	1-4	5	3-0	2	1	0	0	9	9
M. 2	ELON *	26	0-3	.000	0-2	.000	0-0	.000	2-2	4	2-0	2	0	0	1	0	0
M. 9	vs Towson	16	1-3	.333	0-2	.000	0-0	.000	3-0	3	4-0	0	2	2	1	2	2

2014-15 • Freshman Season

Date	Opponent	GS	Min	FG-A	Pct	3FG-A	Pct	FT-A	Pct	O-D	Reb.	PF-O	A	TO	Blk	Stl	Pts
N.14	LOYOLA (MD.)	9	1-4	.250	1-3	.333	0-0	.000	2-0	2	0-0	0	0	0	0	3	3
N.17	at Old Dominion	3	0-2	.000	0-0	.000	0-0	.000	0-0	0	0-0	0	1	0	0	0	0
N.21	at N.C. A&T	3	0-1	.000	0-0	.000	0-0	.000	0-0	0	0-0	0	0	1	0	0	0
N.23	at High Point	4	0-0	.000	0-0	.000	0-0	.000	0-0	0	1-0	0	0	0	1	0	0
N.26	VCU	2	0-0	.000	0-0	.000	0-0	.000	0-0	0	0-0	0	1	0	0	0	0
N.29	LONGWOOD	15	3-7	.429	1-5	.200	0-0	.000	0-0	0	2-0	2	0	0	0	7	7
D. 2	at Radford	8	1-3	.333	1-3	.333	0-0	.000	0-2	2	0-0	1	1	0	0	3	3
D. 18	at Wofford	6	0-1	.000	0-1	.000	0-0	.000	0-2	2	0-0	0	1	0	1	0	0
D. 28	RICHMOND	6	0-0	.000	0-0	.000	0-0	.000	0-0	0	0-0	0	0	0	0	0	0
J. 6	at Towson	9	1-3	.333	1-3	.333	0-0	.000	0-0	0	0-0	1	1	0	1	3	3
J. 9	ELON	9	1-3	.333	1-3	.333	0-0	.000	2-0	2	2-0	0	1	0	0	3	3
J.11	JAMES MADISON	6	1-4	.250	0-3	.000	0-1	.000	0-1	1	4-0	0	1	0	0	2	2
J.15	DREXEL	10	1-1	1.000	1-1	1.000	0-0	.000	0-0	0	0-0	0	0	1	1	3	3
J.18	at Delaware	26	2-5	.400	0-2	.000	0-0	.000	0-3	3	1-0	4	0	0	1	4	4
J.22	at James Madison *	20	0-2	.000	0-2	.000	0-0	.000	0-2	2	1-0	1	1	1	0	0	0
J.25	HOFSTRA	3	0-1	.000	0-1	.000	0-0	.000	0-0	0	1-0	0	0	0	0	0	0
F. 1	at Northeastern	16	3-4	.750	3-4	.750	0-1	.000	1-1	2	0-0	0	0	0	2	9	9
F. 6	at DREXEL	3	0-0	.000	0-0	.000	0-0	.000	0-0	0	0-0	0	0	0	0	0	0
F.13	DELAWARE	3	0-0	.000	0-0	.000	0-0	.000	0-0	0	1-0	1	0	0	0	0	0
F.22	at Elon	10	0-1	.000	0-0	.000	1-1	1.000	0-4	4	1-0	1	2	0	2	1	1
F.26	at Col. of Charleston	9	0-2	.000	0-1	.000	0-0	.000	0-0	0	1-0	2	0	0	1	0	0
M. 1	NORTHEASTERN	5	0-1	.000	0-1	.000	0-0	.000	0-0	0	2-0	0	1	0	0	0	0
M.13	vs Hofstra	1	0-0	.000	0-0	.000	0-0	.000	0-0	0	0-0	0	0	0	0	0	0
M.19	at Xavier	4	0-1	.000	0-1	.000	0-0	.000	0-0	0	0-0	0	0	0	0	0	0

GAUMONT'S CAREER HIGHS

Points	10, (2x) last time vs. Delaware -- 2/14/16
Rebounds	5, (2x) last time at Drexel -- 2/8/16
Assists	5, last time at Towson -- 1/8/16
Steals	3, (2x) last time at Charleston -- 2/21/16
Blocked Shots	3, vs. Towson -- 3/9/16
Field Goals Made	4, (2x) last time vs. Drexel -- 2/28/16
Field Goals Attempted	10, at Drexel -- 2/28/16
3-Pointers Made	3, (2x) last time vs. Drexel -- 1/10/16
3-Pointers Attempted	6, vs. Drexel -- 1/10/16
Free Throws Made	2, (2x) last time at Towson -- 1/8/16
Free Throws Attempted	2, (7x) last time vs. Towson -- 3/9/16
Minutes Played	31, (3x) last time at Drexel -- 2/28/16



12

JUNIOR

GUARD

5-7

CLIFTON, VA.

CENTREVILLE



JENNA

GREEN

QUICK HITS

Earned CAA All-Academic honors last season ... Has appeared in all 61 games of her career with 54 starts ... Turned in the ninth best single-season assist mark in school history with 118 last season ... Has recorded 37 career games with three, or more, dimes ... Her career-high in assists is eight, which she has done three times ... Will factor into the starting point guard competition and will look to score more this season.

2015-16/SOPHOMORE

Named to the CAA All-Academic Team ... Appeared in all 30 games with 24 starts ... Finished the season with 168 points (5.6 ppg), 88 rebounds (2.9 rpg), 118 assists, 39 steals, and five blocks... Her 118 assist rank for the ninth most all-time in single-season history ... Recorded 23 games with three, or more, assists, including 11 games with five, or more, assists ... Opened the season with four points and four assists in a win over Mount St. Mary's (11/13) ... Matched a career-high with eight assists adding seven points and five rebounds in a win over Grambling State (11/16) ... Set a career-high five steals at Loyola (11/23), adding six assists and a basket ... Scored in double-figures for the first time of the season with 10 points and six helpers in a win over American (11/25) ... Tied her career-high again with eight assists and scored seven points in a road win at Delaware State (12/1) ... Had back-to-back six assists performances in victories over Clemson (12/5) and Norfolk State (12/17) ... Scored nine points, adding three rebounds and assist in a CAA opening win over James Madison (1/4) ... Turned in six assists in a victory at Towson (1/8) ... Added seven points and three helpers at Hofstra (1/17) ... Scored eight points at Delaware (1/26) ... Added seven dimes against the College of Charleston (1/29) ... Grabbed a career high of six rebounds against Delaware (2/14) adding eight points and four dimes ... Scored a season-high 12 points on 4-of-5 from the field and a perfect 2-of-2 from 3-point land adding four assists and four rebounds against Towson (2/26)... Scored five points and had five dimes in the CAA Tournament against Towson (3/9).

2014-15/FRESHMAN

Appeared in all 31 games starting all but one for the Tribe in rookie season ... Finished the season with 130 points (4.2 ppg.), 38 rebounds (1.2 rpg.), 100 assists, four blocks, and 31 steals ... Registered four double-digit games ... Recorded 14 games with three, or more, assists ... Tied the freshman record for games played (31), and ranks third all-time with 100 assists ... Named CAA Rookie of the Week on Feb. 2 ... Made her collegiate debut and earned the start scoring two points, adding two steals, and four assists against Loyola (11/14) ... Registered her career-high with 15 points, six assists, and five rebounds at High Point (11/23) ... Scored six points on 3-of-3 from the floor and five assists in a win against Longwood (11/29) ... Had 11 points and added five assists in a win at Radford... Handed out four dimes with no turnovers at La Salle (12/6) ... Recorded six assists against Maine (12/21) ... Scored 10 points and had a career-high eight assists at Towson (1/6) ... Matched a career-high with 16 points, a rebound, and two assists against UNCW (1/29) ... Handed out seven dimes in a double overtime win at Northeastern (2/1) ... Registered four assists at Elon (2/22) ... Scored five points and had two assists in the WBI game at Xavier (3/19).

HIGH SCHOOL

Two sport athlete at Centreville High School in Virginia, playing both basketball and soccer ... A four-year starter on the varsity basketball team ... Led the team averaging 18 points a night as a senior ... Holds the scoring record at Centreville with 1313 total points ... Earned team MVP honors following her senior season ... Named to the 2013 Carolina Invitational All-Tournament Team as a senior ... Led her squad to the Concorde District finals, then on to the regional semifinals ... Named a McDonald's All-American Basketball Nominee ... Earned Concorde District Player of the Year honors as a senior ... Named to the Concorde District First-Team, All-Defensive team, and first team all-region and state ... Garnered Third-Team All-Met honors from the Washington Post ... Won MVP honors at the Suburban Classic All-Star game ... Helped lead Centreville High School to a district title and berth in the region semifinals as a junior ... Averaged 16.4 points a night in her junior season ... Named First-Team All-Concorde District and All-Northern Region, as well as being named the Concorde District Tournament MVP as a junior ... Took home honorable mention all-state and all-met honors as junior ... Named the MVP of her high school team as a junior ... Earned Bulldog Bash All-Tournament team honors as a junior ... Was selected as a team captain during her junior and senior seasons ... Named to the Concorde District All-Defensive team as a sophomore, while earning second-team all-district honors ... Won her high school's coach's award during her sophomore campaign ... Named honorable mention all-district as a freshman ... Played her club basketball for the SYA Travel Basketball program, the Potomac Valley Vagues, and the WFBC Mustangs ... Also a four-year starter for the Centreville soccer team ... Garnered her team's player of the year honors in 2012 ... Earned First-Team All-Concorde District and First-Team All-Region honors as a soccer player as well ... In the classroom, was a member of the National Honor Society, Women in Math, and Student Government Board Member.

PERSONAL

Daughter of David and Janet Green ... Majoring in finance ... Enjoys playing all sports, outdoor activities, going to the beach, and spending time with her family and friends in her spare time.

GREEN'S CAREER STATS

OVERALL STATISTICS

Season	G-GS	Min-Avg	FG-A	Pct	3FG-A	Pct	FT-A	Pct	OR-DR	Reb-Avg	PF-FO	A	TO	Blk	St	Pts-Avg
2014-15	31-30	690-22.3	46-124	.371	16-44	.364	22-34	.647	7-31	38-1.2	65-0	100	78	4	31	130-4.2
2015-16	30-24	818-27.3	66-177	.373	18-60	.300	18-31	.581	22-66	88-2.9	60-0	118	67	5	39	168-5.6
Career	61-54	1508-24.7	112-301	.372	34-104	.327	40-65	.615	29-97	126-2.1	125-0	218	145	9	70	298-4.9

CAA STATISTICS

Season	G-GS	Min-Avg	FG-A	Pct	3FG-A	Pct	FT-A	Pct	OR-DR	Reb-Avg	PF-FO	A	TO	Blk	St	Pts-Avg
2014-15	18-17	397-22.1	24-71	.338	11-29	.379	13-20	.650	2-18	20-1.1	40-0	57	47	3	17	72-4.0
2015-16	18-12	479/26.6	40-105	.381	13-34	.382	13-23	.565	11-42	53-2.9	37-0	59	33	3	22	106-5.9
Career	36-29	876/24.3	64-176	.364	24-63	.381	26-43	.605	13-60	73-2.0	77-0	116	80	6	39	178-4.9

GREEN'S CAREER GAME-BY-GAME

2015-16 • Sophomore Season

Date	Opponent	GS	Min	FG-A	Pct	3FG-A	Pct	FT-A	Pct	O-D	Reb.	PF-FO	A	TO	Blk	Stl	Pts
N. 13	at Mount St. Mary's *	23	2-3	.667	0-0	.000	0-0	.000	1-1	2	2-0	4	1	0	0	4	
N. 16	GRAMBLING ST *	31	3-6	.500	1-3	.333	0-0	.000	1-4	5	1-0	8	6	0	1	7	
N. 20	at Richmond *	35	4-12	.333	0-3	.000	0-0	.000	1-3	4	3-0	2	5	0	0	8	
N. 23	at Loyola Md *	40	1-5	.200	0-3	.000	0-0	.000	0-0	0	2-0	6	2	0	5	2	
N. 25	AMERICAN *	38	4-7	.571	0-1	.000	2-2	1.000	1-2	3	0-0	6	2	0	2	10	
D. 1	at Delaware St *	31	3-6	.500	1-1	1.000	0-0	.000	2-2	4	2-0	8	5	1	1	7	
D. 3	WOFFORD *	20	1-5	.200	0-2	.000	1-2	.500	0-1	1	1-0	3	2	0	1	3	
D. 5	at Clemson *	30	1-5	.200	0-2	.000	1-2	.500	1-4	5	3-0	6	3	0	1	3	
D. 17	NORFOLK ST *	21	2-5	.400	0-2	.000	0-0	.000	2-0	2	0-0	6	1	0	2	4	
D. 21	at VCU *	13	2-5	.400	1-3	.333	0-0	.000	0-2	2	2-0	1	4	0	1	5	
D. 29	OLD DOMINION *	17	1-5	.200	1-3	.333	1-2	.500	0-3	3	4-0	4	1	0	1	4	
J. 3	JAMES MADISON *	27	2-6	.333	1-3	.333	4-8	.500	0-3	3	2-0	3	2	0	0	9	
J. 8	at Towson *	23	1-5	.200	0-1	.000	0-0	.000	0-1	1	2-0	6	2	0	2	2	
J. 10	DREXEL *	31	2-3	.667	1-1	1.000	0-0	.000	0-5	5	3-0	5	2	0	2	5	
J. 15	at Northeastern *	26	2-6	.333	1-2	.500	1-1	1.000	0-3	3	2-0	1	3	0	1	6	
J. 17	at Hofstra *	19	3-8	.375	1-3	.333	0-0	.000	0-2	2	2-0	3	1	0	1	7	
J. 22	UNCW *	27	0-4	.000	0-3	.000	2-4	.500	0-4	4	2-0	4	1	1	1	2	
J. 26	at Delaware *	29	3-7	.429	2-3	.667	0-0	.000	0-2	2	3-0	2	0	2	1	8	
J. 29	CHARLESTON *	30	1-5	.200	0-2	.000	0-0	.000	1-1	2	4-0	7	3	0	0	2	
J. 31	NORTHEASTERN *	29	2-4	.500	0-0	.000	1-2	.500	1-0	1	1-0	4	1	1	1	5	
F. 5	at Elon *	20	2-5	.400	1-2	.500	0-0	.000	0-2	2	2-0	2	1	0	1	5	
F. 7	at UNCW *	19	2-6	.333	0-2	.000	0-0	.000	1-1	2	2-0	0	1	0	0	4	
F. 12	HOFSTRA *	20	2-4	.500	0-1	.000	2-2	1.000	0-1	1	1-0	3	4	0	2	6	
F. 14	DELAWARE *	28	3-7	.429	1-1	1.000	1-2	.500	2-4	6	2-0	4	2	0	3	8	
F. 19	at JMU *	24	2-8	.250	1-2	.500	0-0	.000	1-3	4	3-0	3	1	0	1	5	
F. 21	at Charleston *	22	3-4	.750	1-2	.500	0-0	.000	0-2	2	1-0	3	3	1	1	7	
F. 26	TOWSON *	28	4-5	.800	2-2	1.000	2-4	.500	1-3	4	2-0	4	2	0	0	12	
F. 28	at Drexel *	37	3-8	.375	1-3	.333	0-0	.000	2-3	5	0-0	2	0	0	1	7	
M. 2	ELON *	40	3-10	.300	0-1	.000	0-0	.000	2-2	4	3-0	5	2	0	4	6	
M. 9	vs Towson *	40	2-8	.250	1-3	.333	0-0	.000	2-2	4	3-0	5	2	1	2	5	

2014-15 • Freshman Season

Date	Opponent	GS	Min	FG-A	Pct	3FG-A	Pct	FT-A	Pct	O-D	Reb.	PF-FO	A	TO	Blk	Stl	Pts
N. 14	LOYOLA (MD.) *	15	1-2	.500	0-0	.000	0-0	.000	0-0	0	0-0	4	5	0	2	2	
N. 17	at Old Dominion *	19	1-3	.333	0-0	.000	0-0	.000	0-0	0	1-0	2	0	0	1	2	
N. 21	at N.C. A&T *	16	0-2	.000	0-0	.000	2-2	1.000	0-0	0	2-0	1	4	0	0	2	
N. 23	at High Point *	33	7-10	.700	2-3	.667	0-3	.000	2-3	5	4-0	6	2	0	2	16	
N. 26	VCU *	23	2-3	.667	1-1	1.000	0-0	.000	2-1	3	2-0	0	4	0	1	5	
N. 29	LONGWOOD *	16	3-3	1.000	0-0	.000	0-0	.000	0-0	0	0-0	5	1	0	1	6	
D. 2	at Radford *	29	3-7	.429	1-2	.500	4-5	.800	0-0	0	1-0	5	3	0	0	11	
D. 6	at La Salle *	21	2-4	.500	0-1	.000	0-0	.000	0-2	2	2-0	4	0	0	1	4	
D. 18	at Wofford *	21	0-2	.000	0-0	.000	0-0	.000	0-2	2	3-0	2	6	0	0	0	
D. 21	MAINE *	27	0-4	.000	0-1	.000	0-0	.000	0-0	0	1-0	6	0	1	3	0	
D. 28	RICHMOND *	31	0-2	.000	0-0	.000	2-2	1.000	0-2	2	4-0	1	5	0	3	2	
J. 4	at UNCW *	28	2-4	.500	2-2	1.000	0-0	.000	0-2	2	0-0	1	5	0	0	6	
J. 6	at Towson *	34	4-6	.667	2-3	.667	0-0	.000	0-2	2	3-0	8	5	0	0	10	
J. 9	ELON *	18	2-7	.286	1-3	.333	0-0	.000	0-0	0	2-0	3	1	0	0	5	
J. 11	JAMES MADISON *	18	2-9	.222	1-4	.250	0-0	.000	0-0	0	1-0	2	4	0	0	5	
J. 15	DREXEL *	26	2-4	.500	0-1	.000	0-2	.000	0-2	2	3-0	4	5	0	1	4	
J. 18	at Delaware *	7	0-1	.000	0-0	.000	0-0	.000	0-0	0	1-0	1	2	0	0	0	
J. 22	at James Madison *	16	1-3	.333	0-1	.000	0-0	.000	0-2	2	3-0	1	2	0	3	2	
J. 25	HOFSTRA *	25	1-3	.333	1-2	.500	0-0	.000	1-1	2	2-0	4	2	1	0	3	
J. 29	UNCW *	33	6-8	.750	1-1	1.000	3-4	.750	0-1	1	2-0	2	1	1	1	16	
F. 1	at Northeastern *	39	1-4	.250	1-3	.333	0-2	.000	0-0	0	4-0	7	5	0	3	3	
F. 6	at DREXEL *	20	0-3	.000	0-1	.000	0-0	.000	0-1	1	0-0	2	3	0	1	0	
F. 8	at Hofstra *	13	0-1	.000	0-0	.000	0-0	.000	0-0	0	1-0	3	3	0	2	0	
F. 13	DELAWARE *	23	1-5	.200	1-3	.333	0-0	.000	0-0	0	2-0	4	0	0	1	3	
F. 15	CHARLESTON *	11	1-3	.333	1-2	.500	0-0	.000	0-1	1	4-0	3	0	0	0	3	
F. 22	at Elon *	20	0-3	.000	0-1	.000	0-0	.000	0-1	1	4-0	3	2	0	2	0	
F. 26	at Charleston *	22	0-1	.000	0-1	.000	2-2	1.000	0-1	1	2-0	4	4	1	1	2	
M. 1	NORTHEASTERN *	25	1-2	.500	0-0	.000	2-2	1.000	0-0	0	4-0	2	3	0	2	4	
M. 4	TOWSON *	19	0-4	.000	0-1	.000	6-8	.750	1-4	5	2-0	3	0	0	0	6	
M. 13	vs. Hofstra *	19	1-4	.250	1-3	.333	0-0	.000	0-1	1	2-0	5	1	0	0	3	
M. 19	at Xavier *	23	2-7	.286	0-4	.000	1-2	.500	1-2	3	3-0	2	0	0	0	5	

GREEN'S CAREER HIGHS

Points	16, (2x) last time vs. UNCW -- 1/29/15
Rebounds	6, vs. Delaware -- 2/14/16
Assists	8, (3x) last time at Delaware State -- 12/11/15
Steals	5, at Loyola -- 11/23/15
Blocked Shots	1, (9x) last time vs. Towson -- 3/9/16
Field Goals Made	7, at High Point -- 11/23/14
Field Goals Attempted	12, at Richmond -- 11/20/15
3-Pointers Made	2 (5x) last time vs. Towson -- 2/26/16
3-Pointers Attempted	4, (2x) last time at Xavier -- 3/19/15
Free Throws Made	6, vs. Towson -- 3/4/15
Free Throws Attempted	8, (2x) last time vs. James Madison -- 1/3/16
Minutes Played	40, (3x) last time vs. Towson -- 3/9/15



24

JUNIOR

CENTER

6-4

RESTON, VA.

SOUTH LAKES



ABBY

RENDLE

QUICK HITS

Returning from a season ending injury she suffered in mid-January 2016 ... Before the injury enjoyed a breakout season averaging 13.2 ppg and 7.3 rpg ... Recorded the program's first career triple-double with career-highs of 24 points, 15 rebounds, and 10 blocks ... Already ranks third in school history with 121 career blocks ... All-Rookie and All-Defensive selection following her freshman season.

2015-16/SOPHOMORE

Appeared in 17 games with 15 starts, but missed the final 13 games with an injury ... At the time of her injury she was leading the team with 224 points (13.2 ppg), 53 blocks, and 124 rebounds (7.3 rpg) ... Opened the season with three consecutive nine rebound performances ... Scored 10 points and added four blocks in the home opening win against Grambling State (11/16) ... Added 14 points and two blocks in a game at Richmond (11/20) ... Had 12 points in win at Loyola (11/23) ... Scored 11 points and had five rejections in a win against Wofford (12/3) ... Registered 13 points and had eight rebounds in a victory over ACC foe Clemson (12/5) ... Recorded 16 points and added six blocks in a victory against Norfolk State (12/17) ... Put together a run of seven double digit performances from Dec. 29 - Jan. 22 ... Scored 16 points and added six rebounds and four blocks in a victory over Old Dominion (12/29) ... Notched her first double-double of the season with 14 points and 10 rebounds in a win against James Madison (1/3) ... Set a then career-high with a 23-point performance against Drexel (1/10) ... Added a double-double with 14 points and 10 rebounds at Northeastern (1/15) ... Finished with 16 points and seven rebounds in a game at Hofstra (1/17) ... Notched a career high 24 points, 15 rebounds, and 10 block performance against UNCW (1/22), which was first ever triple-double in school history.

2014-15/FRESHMAN

Named to the CAA All-Rookie Team and the CAA All-Defensive squad following the regular season ... Appeared in 30 of the Tribe's 31 games, making 22 starts ... Set the freshman record for blocks in a single season with 68, which also ranks second in single-season school history ... Finished the season with 230 points (7.7 ppg), 146 rebounds (4.9 rpg), 17 assists, 68 blocks, and 21 steals. Named CAA Rookie of the Week twice for the weeks of Jan. 19 and March 2 ... Made her first career start against Loyola (11/14) scoring four points, grabbing three rebounds, and registering three blocks ... Scored six points and grabbed four rebounds in a win over Longwood (11/29) ... Poured in a then-career-high 10 points and grabbed six rebounds with two blocks in a comeback win at Radford (12/2) ... Registered her first career double-double with a then-career high 16 points and 10 rebounds at Wofford (12/18) ... Scored nine points with eight rebounds, and five blocks against Maine (12/21) ... Dropped 11 points, grabbed six rebounds, and swatted a career-high seven rebounds versus Richmond (12/28) ... Recorded eight rebounds and three blocks against Elon (1/9) ... Had 14 points, had six rebounds, and three blocks against Drexel (1/15) ... Matched a previous career-high with 16 points and seven rebounds at Delaware (1/18) ... Totaled 13 points and the game-saving block in a one-point win over Hofstra (1/25) ... Scored 14 points and added five rebounds in a double overtime victory at Drexel (2/1) ... Added 10 points and five boards, and four blocks at Hofstra (2/8) ... Recorded a career-high with 18 points, eight rebounds, and six blocks in versus College of Charleston (2/14) ... Dropped 16 points in a win at College of Charleston (2/26) ... Matched a career-high with 18 points, adding eight boards, and five blocks in the regular season finale against Towson (3/4).

HIGH SCHOOL

Played four years of varsity basketball at South Lakes High School in Northern Virginia ... Named a McDonald's All-America honoree following her senior season ... Three-time Washington Post All-Met honoree from 2012-2014 ... Named to the second-team all-conference squad after her junior year ... Three-time first-team all-district honoree ... Named to the district all-defensive team following her freshman season ... Made the district all-tournament team from 2012-14 ... Ranked No. 347 out of 1500 in the class of 2014 by Bret McCormick's National All-Star Girl's Basketball Report ... Finished her high school career with 1,134 points, 1,102 boards, and 489 blocks ... Holds the South Lakes school record with 16 blocks in a single-game ... Helped the Seahawks to the Virginia State Tournament in her junior season ... Played her club ball for WFBC Elite and the Western Fairfax Mustangs ... In club basketball was named to IAABO All-Tournament team in 2011, before winning MVP honors at the same event in 2012 ... Garnered All-Tournament honors at Boo Williams in 2013 ... Helped lead her AAU squad to a ninth place finish at the AAU national championships, a US Junior championship, Hershey National championship, and Deep South championship ... Participated in the freshman mentor program during her time in high school.

PERSONAL

Daughter of Mark and Debbie Rendle ... Father, Mark, played soccer professional in England ... She was born in Oxford, England ... Majoring in kinesiology and health sciences ... Enjoys going to the movies and the beach in her free time.

RENDLE'S CAREER STATS

OVERALL STATISTICS

Season	G-GS	Min-Avg	FG-A	Pct	3FG-A	Pct	FT-A	Pct	OR-DR	Reb-Avg	PF-FO	A	TO	Blk	St	Pts-Avg
2014-15	30-22	640-21.3	103-218	.472	0-1	.000	24-49	.490	38-108	146-4.9	50-0	17	39	68	21	230-7.7
2015-16	17-15	464-27.3	100-203	.493	0-0	.000	24-34	.706	33-91	124-7.3	32-1	25	18	53	29	224-13.2
Career	47-37	1104-23.5	203-421	.482	0-1	.000	48-83	.578	71-199	270-5.7	82-1	42	57	121	50	454-9.7

CAA STATISTICS

Season	G-GS	Min-Avg	FG-A	Pct	3FG-A	Pct	FT-A	Pct	OR-DR	Reb-Avg	PF-FO	A	TO	Blk	St	Pts-Avg
2014-15	17-12	386-22.7	73-151	.483	0-1	.000	12-19	.414	24-62	86-5.1	25-0	12	21	41	13	158-9.3
2015-16	6-6	194-32.3	46-97	.474	0-0	.000	13-16	.813	19-32	51-8.5	6-0	12	6	20	8	105-17.5
Career	23-18	580-25.2	119-248	.480	0-1	.000	25-45	.556	43-94	137-6.0	31-0	24	27	61	21	263-11.4

RENDLE'S CAREER GAME-BY-GAME

2015-16 • Sophomore Season

Date	Opponent	GS	Min	FG-A	Pct	3FG-A	Pct	FT-A	Pct	O-D	Reb.	PF-O	A	TO	Blk	Stl	Pts
N. 13	at Mount St. Mary's *	30	4-12	.333	0-0	.000	0-0	.000	3-6	9	2-0	2	3	4	2	8	
N. 16	GRAMBLING ST *	23	5-7	.714	0-0	.000	0-0	.000	0-9	9	1-0	4	2	4	3	10	
N. 20	at Richmond *	28	5-13	.385	0-0	.000	4-4	1.000	3-6	9	2-0	0	1	2	1	14	
N. 23	at Loyola Md *	13	6-7	.857	0-0	.000	0-0	.000	1-3	4	4-0	1	3	2	0	12	
N. 25	AMERICAN *	25	3-10	.300	0-0	.000	0-0	.000	1-6	7	0-0	0	0	2	2	6	
D. 1	at Delaware St *	17	2-6	.333	0-0	.000	1-2	.500	1-5	6	4-0	0	0	0	4	5	
D. 3	WOFFORD *	27	5-10	.500	0-0	.000	1-2	.500	1-3	4	1-0	1	0	0	3	11	
D. 5	at Clemson *	31	6-13	.462	0-0	.000	1-2	.500	2-6	8	2-0	1	1	2	1	13	
D. 17	NORFOLK ST *	28	8-14	.571	0-0	.000	0-2	.000	0-6	6	2-0	0	2	6	3	16	
D. 21	at VCU *	25	2-5	.400	0-0	.000	4-6	.667	1-4	5	5-1	1	0	2	2	8	
D. 29	OLD DOMINION *	23	8-9	.889	0-0	.000	0-0	.000	1-5	6	3-0	3	0	4	0	16	
J. 3	JAMES MADISON *	33	5-17	.294	0-0	.000	4-4	1.000	5-5	10	2-0	1	0	4	3	14	
J. 8	at Towson *	24	7-12	.583	0-0	.000	0-0	.000	2-3	5	0-0	4	0	2	2	14	
J. 10	DREXEL *	38	11-19	.579	0-0	.000	1-2	.500	2-0	2	0-0	2	1	1	0	23	
J. 15	at Northeastern *	39	6-16	.375	0-0	.000	2-3	.667	6-6	12	3-0	2	1	1	0	14	
J. 17	at Hofstra *	26	8-16	.500	0-0	.000	0-0	.000	2-5	7	0-0	1	2	2	0	16	
J. 22	UNCW *	34	9-17	.529	0-0	.000	6-7	.857	2-13	15	1-0	2	2	10	3	24	

2014-15 • Freshman Season

Date	Opponent	GS	Min	FG-A	Pct	3FG-A	Pct	FT-A	Pct	O-D	Reb.	PF-O	A	TO	Blk	Stl	Pts
N.14	LOYOLA (MD.)	*	17	2-5	.400	0-0	.000	0-0	.000	0-3	3	1-0	1	1	3	0	4
N.17	at Old Dominion	*	22	2-5	.400	0-0	.000	0-0	.000	1-1	2	2-0	1	1	1	1	4
N.21	at N.C. A&T	*	20	1-5	.200	0-0	.000	0-0	.000	1-1	2	3-0	0	0	1	0	2
N.23	at High Point	*	14	0-0	.000	0-0	.000	0-0	.000	0-2	2	3-0	0	3	0	1	0
N.26	VCU		9	0-2	.000	0-0	.000	2-2	1.000	0-3	3	0-0	0	2	1	0	0
N.29	LONGWOOD		11	3-5	.600	0-0	.000	0-1	.000	0-4	4	0-0	0	1	2	1	6
D.2	at Radford		29	5-6	.833	0-0	.000	0-1	.000	2-4	6	3-0	0	0	2	1	10
D.6	at La Salle	*	22	1-5	.200	0-0	.000	2-2	1.000	0-3	3	1-0	0	2	1	0	4
D.18	at Wofford	*	24	6-11	.545	0-0	.000	4-7	.571	3-7	10	2-0	1	1	1	2	16
D.21	MAINE	*	25	4-7	.571	0-0	.000	1-2	.500	2-6	8	1-0	0	1	5	1	9
D.28	RICHMOND	*	21	4-6	.667	0-0	.000	3-5	.600	0-6	6	4-0	0	1	7	0	11
J.4	at UNCW	*	5	2-6	.333	0-0	.000	0-0	.000	0-2	2	0-0	0	0	0	0	4
J.9	ELON		17	1-6	.167	0-0	.000	0-0	.000	2-6	8	2-0	1	1	3	1	2
J.11	JAMES MADISON		12	2-3	.667	0-0	.000	0-0	.000	0-5	5	0-0	1	0	2	0	4
J.15	DREXEL		29	7-8	.875	0-0	.000	0-1	.000	2-4	6	0-0	1	1	3	2	14
J.18	at Delaware	*	23	8-10	.800	0-0	.000	0-2	.000	2-5	7	4-0	2	2	2	0	16
J.22	at James Madison	*	13	1-8	.125	0-0	.000	1-2	.500	1-1	2	3-0	0	0	0	1	3
J.25	HOFSTRA	*	26	6-12	.500	0-0	.000	1-5	.200	2-1	3	3-0	0	0	1	1	13
J.29	UNCW	*	27	3-10	.300	0-1	.000	2-4	.500	1-4	5	2-0	0	0	2	1	8
F.1	at Northeastern	*	6	0-2	.000	0-0	.000	0-0	.000	0-1	1	0-0	1	1	0	0	0
F.6	at DREXEL	*	31	5-10	.500	0-0	.000	4-7	.571	3-2	5	1-0	0	4	3	2	14
F.8	at Hofstra	*	28	5-13	.385	0-0	.000	0-0	.000	2-3	5	2-0	0	1	4	1	10
F.13	DELAWARE	*	33	3-7	.429	0-0	.000	0-0	.000	0-8	8	0-0	1	2	4	2	6
F.15	CHARLESTON	*	30	9-15	.600	0-0	.000	0-2	.000	4-4	8	2-0	1	2	6	0	18
F.22	at Elon	*	32	2-10	.200	0-0	.000	0-0	.000	1-6	7	2-0	2	2	2	0	4
F.26	at Charleston	*	20	7-9	.778	0-0	.000	2-3	.667	2-2	4	2-0	2	2	3	0	16
M.1	NORTHEASTERN		21	4-7	.571	0-0	.000	0-1	.000	0-2	2	1-0	0	1	1	0	8
M.4	TOWSON	*	33	8-15	.533	0-0	.000	2-2	1.000	2-6	8	1-0	0	2	5	1	18
M.13	vs Hofstra	*	20	1-5	.200	0-0	.000	0-0	.000	3-2	5	3-0	1	5	3	1	2
M.19	at Xavier	*	20	1-5	.200	0-0	.000	0-0	.000	2-4	6	2-0	1	0	0	0	2

RENDLE'S CAREER HIGHS

Points	24, vs. UNCW -- 1/22/16
Rebounds	15, vs. UNCW -- 1/22/16
Assists	4, (2x) last time at Towson -- 1/8/16
Steals	4, at Delaware State -- 12/1/15
Blocked Shots	10, vs. UNCW -- 1/22/16
Field Goals Made	11, vs. Drexel -- 1/10/16
Field Goals Attempted	19, vs. Drexel -- 1/10/16
3-Pointers Made	--
3-Pointers Attempted	1, vs. UNCW -- 1/29/15
Free Throws Made	6, vs. UNCW -- 1/22/16
Free Throws Attempted	7, (2x) last time vs. UNCW -- 1/22/16
Minutes Played	39, at Northeastern -- 1/15/16



2

SOPHOMORE

GUARD

5-8

WALDORF, MD.

ST. MARY'S RYKEN

BIANCA

BOGGS

QUICK HITS

An All-Rookie selection as a freshman ... Can play at both the one, two, or three positions ... Played in all 30 games and earned 24 starts during her rookie campaign ... Named CAA Rookie of the Week three times last year ... High school teammate of classmate Chandler Smith.

2015-16/FRESHMAN

Named to the CAA All-Rookie squad ... Earned three CAA Rookie of the Week honors for the weeks of Dec. 21, Jan. 25 and Feb. 1 ... Appeared in all 30 games with 24 starts ... Finished the season with 224 points (13.2 ppg), 124 rebounds (7.3 rpg), 10 blocks, 56 steals, and 45 assists... Made her collegiate debut and her first career start in the season opener against Mount St. Mary's scoring seven points and adding three rebounds in 20 minutes ... Recorded her first double-digit performance scoring 12 points and five rebounds in a win over American ... Started the final 23 games of the regular season starting against Wofford (12/3) when she scored 13 points and added three steals ... Had 11 points and four steals in the win over James Madison (1/3) ... Recorded eight double-digit performances, including scoring in double figures five times in a row from Jan. 22 - Feb. 5 ... Went a perfect 5-of-5 from the field and 3-of-3 from behind the arc scoring 16 points in a victory over UNCW (1/22) ... Scored a career high 18 points at Delaware (1/26), rounding up three assists and five rebounds ... Recorded her first career double-double against the College of Charleston (1/29) with 14 points and 10 rebounds... Added 13 points at Elon (2/5) ... Matched a career-high with five thefts at James Madison (2/19) ... Grabbed six rebounds in the CAA Tournament against Towson (3/9).

HIGH SCHOOL

Out of Waldorf, Maryland, Boggs ranked No. 449 out of 1500 in the class of 2015 by Bret McCormick's *National All Star Girl's Basketball Report* ... Was a two-time all-county and all-conference selection ... Earned *Washington Post* All-Met Honorable Mention Honors following her senior year ... Played three years of varsity basketball at St. Mary's Ryken in Maryland ... Helped St. Mary's-Ryken to the most wins in school history as a senior ... Led the team in assists, steals, rebounds, and blocks, while being the squad's second-leading scorer ... Led her team in assists, steals and blocked shots as a junior. ... Added 18 points against Seton in the team's biggest upset as a junior ... Named a captain as a senior ... Played club basketball with the Fairfax Stars in 2013, before Team Takeover Nike EYBL in 2014 ... In the classroom, she was a member of the National Honor Society, on the President's List, named a Scholar Athlete, and won her team's Academic Award.

PERSONAL

Daughter of Eric and Camille Boggs ... Plans on majoring in physics.



BOGGS' CAREER STATS

OVERALL STATISTICS

Season	G-GS	Min-Avg	FG-A	Pct	3FG-A	Pct	FT-A	Pct	OR-DR	Reb-Avg	PF-FO	A	TO	Blk	St	Pts-Avg
2015-16	30-24	802-26.7	68-233	.292	17-56	.304	70-102	.686	38-57	95-3.2	81-5	45	55	10	56	223-7.4
Career	30-24	802-26.7	68-223	.292	17-56	.304	70-102	.686	38-57	95-3.2	81-5	45	55	10	56	223-7.4

CAA STATISTICS

Season	G-GS	Min-Avg	FG-A	Pct	3FG-A	Pct	FT-A	Pct	OR-DR	Reb-Avg	PF-FO	A	TO	Blk	St	Pts-Avg
2015-16	18-17	506/28.1	41-137	.299	12-36	.333	42-58	.724	23-35	58-3.2	49-3	28	37	5	36	136-7.6
Career	18-17	506/28.1	41-137	.299	12-36	.333	42-58	.724	23-35	58-3.2	49-3	28	37	5	36	136-7.6



BOGGS' CAREER GAME-BY-GAME

2015-16 • Freshman Season

Date	Opponent	GS	Min	FG-A	Pct	3FG-A	Pct	FT-A	Pct	O-D	Reb.	PF-O	A	TO	Blk	Stl	Pts
N. 13	at Mount St. Mary's *	20	2-5	.400	0-0	.000	3-4	.750	0-3	3	3-0	1	1	0	0	7	
N. 16	GRAMBLING ST	18	1-1	1.000	0-0	.000	7-8	.875	0-0	0	2-0	2	2	0	1	9	
N. 20	at Richmond	23	1-9	.111	0-2	.000	2-2	1.000	1-2	3	5-1	0	2	0	2	4	
N. 23	at Loyola Md.	19	2-6	.333	0-1	.000	3-4	.750	0-3	3	4-0	1	1	1	2	7	
N. 25	AMERICAN	24	3-13	.231	1-4	.250	5-6	.833	1-4	5	2-0	2	2	0	1	12	
D. 1	at Delaware St	23	2-9	.222	0-1	.000	1-3	.333	1-1	2	2-0	2	1	0	3	5	
D. 3	WOFFORD	* 28	5-9	.556	0-0	.000	3-7	.429	1-3	4	3-0	1	3	0	3	13	
D. 5	at Clemson	* 25	1-6	.167	1-3	.333	0-0	.000	2-0	2	1-0	1	0	0	3	3	
D. 17	NORFOLK ST	* 25	3-9	.333	2-3	.667	1-4	.250	0-1	1	2-0	2	1	2	2	9	
D. 21	at VCU	* 31	2-8	.250	0-1	.000	1-4	.250	2-0	2	0-0	0	1	1	1	5	
D. 29	OLD DOMINION *	33	3-12	.250	0-0	.000	2-2	1.000	4-2	6	3-0	5	1	0	2	8	
J. 3	JAMES MADISON *	40	4-12	.333	1-5	.200	2-4	.500	0-2	2	3-0	1	7	1	4	11	
J. 8	at Towson	* 16	2-6	.333	0-2	.000	1-2	.500	1-0	1	4-0	2	1	0	1	5	
J. 10	DREXEL	* 36	2-11	.182	1-3	.333	0-0	.000	0-2	2	2-0	7	0	0	3	5	
J. 15	at Northeastern *	* 22	1-3	.333	0-1	.000	2-4	.500	1-1	2	4-0	0	2	0	5	4	
J. 17	at Hofstra	* 28	0-11	.000	0-1	.000	0-0	.000	4-1	5	2-0	2	3	0	3	0	
J. 22	UNCW	* 23	5-5	1.000	3-3	1.000	3-4	.750	0-1	1	5-1	2	3	0	3	16	
J. 26	at Delaware	* 36	5-14	.357	0-0	.000	8-10	.800	3-2	5	1-0	3	3	0	0	18	
J. 29	CHARLESTON *	37	5-11	.455	3-5	.600	1-2	.500	2-8	10	3-0	2	3	2	2	14	
J. 31	NORTHEASTERN *	35	2-8	.250	0-1	.000	7-8	.875	1-4	5	1-0	2	1	0	3	11	
F. 5	at Elon	* 33	4-9	.444	0-1	.000	5-6	.833	1-1	2	3-0	0	3	0	0	13	
F. 7	at UNCW	* 35	1-6	.167	0-0	.000	5-6	.833	1-2	3	2-0	0	1	0	0	7	
F. 12	HOFSTRA	* 21	0-7	.000	0-2	.000	2-2	1.000	2-4	6	5-1	0	2	0	0	2	
F. 14	DELAWARE	* 23	1-6	.167	1-2	.500	0-0	.000	0-1	1	5-1	3	0	1	0	3	
F. 19	at JMU	* 23	1-8	.125	0-1	.000	3-4	.750	1-2	3	2-0	1	4	0	5	5	
F. 21	at Charleston	* 31	3-4	.750	0-1	.000	0-0	.000	3-3	6	1-0	1	2	0	1	6	
F. 26	TOWSON	* 19	2-5	.400	1-2	.500	1-4	.250	2-0	2	2-0	1	1	0	4	6	
F. 28	at Drexel	* 25	1-5	.200	0-2	.000	2-2	1.000	0-1	1	0-0	0	2	1	1	4	
M. 2	ELON	* 23	2-6	.333	2-4	.500	0-0	.000	1-0	1	4-0	1	2	0	1	6	
M. 9	vs Towson	* 27	2-9	.222	1-5	.200	0-0	.000	3-3	6	5-1	0	3	1	0	5	

BOGGS' CAREER HIGHS

Points	18, at Delaware -- 1/26/16
Rebounds	10, vs. Old Dominion -- 12/29/15
Assists	7, vs. Drexel -- 1/10/16
Steals	5, (2x) last time at James Madison -- 2/19/16
Blocked Shots	2, (2x) last time vs. Charleston -- 1/29/16
Field Goals Made	5, (2x) last time vs. UNCW -- 1/22/16
Field Goals Attempted	14, at Delaware-- 1/26/16
3-Pointers Made	3, (2x) last time vs. Charleston -- 1/29/16
3-Pointers Attempted	5, (3x) last time vs. Towson -- 3/9/16
Free Throws Made	8, at Delaware -- 1/26/16
Free Throws Attempted	10, at Delaware -- 1/26/16
Minutes Played	40, vs. James Madison -- 1/3/16



42

SOPHOMORE

FORWARD

6-1

SAN DIEGO, CALIF.

ST. MARY'S RYKEN



ALI

ENGELHARDT

QUICK HITS

Looking for expanded role after battling injuries through CAA play last season ... Shown signs of being a scorer with a career-high 10 points at Clemson on Dec. 5, 2015 ... Appeared in 23 games... Finishing the season with 76 points (3.3 ppg), four steals, eight blocks, five assists, 42 rebounds (1.8 rpg).

2015-16/FRESHMAN YEAR

Appeared in 23 games... Finishing the season with 76 points (3.3 ppg), four steals, eight blocks, five assists, 42 rebounds (1.8 rpg) ... Shot 70-percent (12-for-17) from the free throw line as a rookie ... Made her collegiate debut in the season opener against Mount St. Mary's playing four minutes ... Scored her first bucket of her career in a win over Grambling State, while adding three boards ... Scored a then-career-high five points, while she added three rebounds in a win at Loyola ... Had back-to-back five point efforts in wins at Delaware State (12/1), and against Wofford (12/3) ... Dropped a career-high of 10 points with two 3-pointers at Clemson (12/5)... Added seven points and a rebound in a game at VCU (12/21) ... Set a career-high with four rebounds in a win at Towson (1/8) ... Missed seven of eight games with an injury in the middle of the CAA season (1/15-2/7) ... Returned the lineup with six points and three boards against Hofstra (2/12) ... Recorded eight points, including a perfect 4-of-4 from the charity stripe in a win at the College of Charleston (2/21) ... Added five points and three rebounds at Drexel (2/28) ... Scored seven points with three rebounds versus Elon (3/2) ... Matched her career-high in rebounding with four in the CAA Tournament against Towson (3/9).

HIGH SCHOOL

Had a four-year playing career Mt. Carmel High School in California ... As a senior she averaged 27.2 points per game, 11.2 rebounds, and shot 86-percent from the free throw line ... For her efforts, she was named the Palomar League Player of the Year and was a 10-time winner of the California Stat Star of the Week Award ... Holds her high school's all-time record in scoring, rebounding, and helped her team to the best record in school history (30-4) ... Helped guide Mt. Carmel to the 2012 and 2015 Palomar League Championship ... As a junior, she was named to the First-Team All-State, Second-Team All-State Division Two, First-Team All-City San Diego, and First-Team All-League ... Named Second-Team All-State and All-City, First Team All-League and Palomar Player of the Year as a sophomore ... Played her AAU basketball for a pair of organizations as member of both the San Diego Sol (2013), Wiggins Wave (2014) ... Off of the court, she is a member of the Fellowship of Christian Athletes, and volunteers at the San Diego Food Bank ...

PERSONAL

Daughter of Jon and Cindy Engelhardt ... Undecided on her major ... Enjoys going to the beach, shopping and hanging with friends.

ENGELHARDT'S CAREER STATS

OVERALL STATISTICS

Season	G-GS	Min-Avg	FG-A	Pct	3FG-A	Pct	FT-A	Pct	OR-DR	Reb-Avg	PF-FO	A	TO	Blk	St	Pts-Avg
2015-16	23-0	247-10.7	26-74	.351	12-43	.279	12-17	.706	12-30	42-1.8	26-1	5	16	8	4	76-3.3
Career	23-0	247-10.7	26-74	.351	12-43	.279	12-17	.706	12-30	42-1.8	26-1	5	16	8	4	76-3.3

CAA STATISTICS

Season	G-GS	Min-Avg	FG-A	Pct	3FG-A	Pct	FT-A	Pct	OR-DR	Reb-Avg	PF-FO	A	TO	Blk	St	Pts-Avg
2015-16	11-0	123-11.2	11-35	.314	4-18	.222	8-9	.889	7-14	21-1.9	12-0	1	9	4	0	34-3.1
Career	11-0	123-11.2	11-35	.314	4-18	.222	8-9	.889	7-14	21-1.9	12-0	1	9	4	0	34-3.1



ENGELHARDT'S CAREER GAME-BY-GAME

2015-16 • Freshman Season

Date	Opponent	GS	Min	FG-A	Pct	3FG-A	Pct	FT-A	Pct	O-D	Reb.	PF-O	A	TO	Blk	Stl	Pts
N. 13	at Mount St. Mary's	4	0-2	.000	0-2	.000	0-0	.000	0-0	0	0-0	1	0	0	0	0	0
N. 16	GRAMBLING ST	13	1-3	.333	0-2	.000	0-0	.000	0-3	3	1-0	0	1	1	1	2	
N. 20	at Richmond	5	1-1	1.000	1-1	1.000	0-0	.000	0-0	0	1-0	0	0	0	0	3	
N. 23	at Loyola Md.	13	1-4	.250	1-2	.500	2-2	1.000	2-1	3	1-0	0	0	0	0	5	
N. 25	AMERICAN	9	1-3	.333	0-2	.000	0-0	.000	0-2	2	1-0	0	0	0	0	2	
D. 1	at Delaware St	12	2-4	.500	0-2	.000	1-2	.500	0-1	1	1-0	1	1	0	1	5	
D. 3	WOFFORD	12	2-6	.333	1-4	.250	0-2	.000	0-2	2	2-0	0	1	1	1	5	
D. 5	at Clemson	11	4-5	.800	2-3	.667	0-0	.000	0-1	1	1-0	0	1	0	0	10	
D. 17	NORFOLK ST	13	1-4	.250	1-2	.500	0-0	.000	0-2	2	0-0	1	0	0	1	3	
D. 21	at VCU	14	2-3	.667	2-2	1.000	1-2	.500	0-1	1	5-1	1	1	1	0	7	
D. 29	OLD DOMINION	9	0-1	.000	0-1	.000	0-0	.000	0-2	2	0-0	0	1	1	0	0	
J. 3	JAMES MADISON	8	0-3	.000	0-1	.000	0-0	.000	2-0	2	0-0	0	0	0	0	0	
J. 8	at Towson	16	0-3	.000	0-2	.000	0-0	.000	1-3	4	1-0	1	2	1	0	0	
J. 10	DREXEL	8	1-3	.333	0-2	.000	0-0	.000	0-1	1	1-0	0	0	0	0	2	
J. 31	NORTHEASTERN	9	1-3	.333	1-2	.500	0-0	.000	0-0	0	3-0	0	2	0	0	3	
F. 12	HOFSTRA	16	2-7	.286	0-5	.000	2-3	.667	0-3	3	3-0	0	0	0	0	6	
F. 14	DELAWARE	10	1-3	.333	1-2	.500	0-0	.000	0-0	0	0-0	0	1	0	0	3	
F. 19	at JMU	16	0-2	.000	0-0	.000	0-0	.000	1-2	3	2-0	0	1	1	0	0	
F. 21	at Charleston	12	2-2	1.000	0-0	.000	4-4	1.000	1-1	2	1-0	0	0	1	0	8	
F. 26	TOWSON	3	0-0	.000	0-0	.000	0-0	.000	0-0	0	0-0	0	1	1	0	0	
F. 28	at Drexel	10	2-5	.400	1-2	.500	0-0	.000	1-2	3	1-0	0	1	0	0	5	
M. 2	ELON	15	2-4	.500	1-2	.500	2-2	1.000	1-2	3	0-0	0	1	0	0	7	
M 9	vs Towson	9	0-3	.000	0-2	.000	0-0	.000	3-1	4	1-0	0	1	0	0	0	

ENGELHARDT'S CAREER HIGHS

Points	10, at Clemson -- 12/5/15
Rebounds	4, (2x) last time vs. Towson -- 3/9/16
Assists	1 (4x) last time at Towson -- 1/8/16
Steals	1, (4x) last time vs. Norfolk State -- 12/17/15
Blocked Shots	1, (8x) last time vs. Towson -- 2/26/16
Field Goals Made	4, at Clemson -- 12/5/15
Field Goals Attempted	7, vs. Hofstra -- 2/12/16
3-Pointers Made	2, (2x) last time at VCU -- 12/21/15
3-Pointers Attempted	5, vs. Hofstra -- 2/12/16
Free Throws Made	4, at Charleston -- 2/21/16
Free Throws Attempted	4, at Charleston -- 2/21/16
Minutes Played	16, (3x) last time at James Madison -- 2/19/16



5

SOPHOMORE

GUARD/FORWARD

5-9

MANASSAS PARK, VA.

BATTLEFIELD

MISHA

JONES

QUICK HITS

Will miss the season after suffering an injury during preseason training ... Appeared in 27 games in her rookie season with the Green and Gold ... Finished her first season with the Tribe scoring a total of 36 points (1.3 ppg), four steals, eight assists, and 17 rebounds (0.6 rpg)... Made her collegiate debut with two points in nine minutes in the home opening win over Grambling State (11/16).

2015-16/FRESHMAN YEAR


Appeared in 27 games in her rookie season with the Green and Gold ... Finished her first season with the Tribe scoring a total of 36 points (1.3 ppg), four steals, eight assists, and 17 rebounds (0.6 rpg)... Made her collegiate debut with two points in nine minutes in the home opening win over Grambling State (11/16) ... Had a then-career-high four points in a win at Delaware State (12/1) ... Knocked down a triple and had a rebound in a win against Clemson (12/5) ... Scored a career-high seven points including a perfect 2-of-2 from behind the arc Norfolk State (12/17) ... Had four rebounds at Hofstra (1/17) and added two points and two assists Dropped six points with a 3-pointer at JMU (2/19) and had two rebounds ... Hit a 3-pointer in a win at the College of Charleston (2/21).

HIGH SCHOOL

Ranked No. 296 out of 1500 in the class of 2015 by Bret McCormick's National *All Star Girl's Basketball Report* ... Played four years of varsity basketball at Battlefield High School in Northern Virginia ... As a junior, she was tabbed to the first-team all-conference, First-Team 6A All-North Region, and Second-Team 6A All-State, while earning *Washington Post* All-Met honors ... Garnered all-district and region citations as a freshman and sophomore ... Invited to the USA Basketball U16 Trials ... Played her AAU basketball with the Fairfax Stars (2013-2014) ... In 2009, participated in People to People Sports Ambassadors that traveled to Vienna, Austria ... In the classroom, is a member of the UNICEF Club and Key Club.

PERSONAL

Daughter of Michael Jones and Penelope Palmer-Jones ... Dad, Michael, played JV basketball at Duke, while her uncle, Herbert Jones, played basketball at Appalachian State ... Plans on majoring in interdisciplinary studies at the College ... Enjoys listening to music, reading, and watching "One Tree Hill" in her spare time.



JONES' CAREER STATS

OVERALL STATISTICS

Season	G-GS	Min-Avg	FG-A	Pct	3FG-A	Pct	FT-A	Pct	OR-DR	Reb-Avg	PF-FO	A	TO	Blk	St	Pts-Avg
2015-16	27-0	180-6.7	12-36	.333	5-20	.250	7-10	.700	1-16	17-0.6	15-0	8	9	0	4	36-1.3
Career	27-0	180-6.7	12-36	.333	5-20	.250	7-10	.700	1-16	17-0.6	15-0	8	9	0	4	36-1.3

CAA STATISTICS

Season	G-GS	Min-Avg	FG-A	Pct	3FG-A	Pct	FT-A	Pct	OR-DR	Reb-Avg	PF-FO	A	TO	Blk	St	Pts-Avg
2015-16	16-0	109-6.8	5-19	.263	2-11	.182	6-8	.750	1-11	12-0.8	11-0	5	3	0	0	18-1.1
Career	16-0	109-6.8	5-19	.263	2-11	.182	6-8	.750	1-11	12-0.8	11-0	5	3	0	0	18-1.1



JONES' CAREER GAME-BY-GAME

2015-16 • Freshman Season

Date	Opponent	GS	Min	FG-A	Pct	3FG-A	Pct	FT-A	Pct	O-D	Reb.	PF-O	A	TO	Blk	Stl	Pts
N. 16	GRAMBLING ST	9	1-2	.500	0-1	.000	0-0	.000	0-0	0	0	1-0	1	1	0	0	2
N. 20	at Richmond	3	0-0	.000	0-0	.000	0-0	.000	0-0	0	0	0-0	0	0	0	0	0
N. 23	at Loyola Md	5	0-1	.000	0-1	.000	0-0	.000	0-0	0	0	0-0	1	0	0	0	0
N. 25	AMERICAN	7	0-0	.000	0-0	.000	0-0	.000	0-0	0	0	0-0	1	0	0	1	0
D. 1	at Delaware St	9	2-3	.667	0-0	.000	0-0	.000	0-0	0	0	0-0	0	1	0	1	4
D. 3	WOFFORD	3	0-2	.000	0-1	.000	0-0	.000	0-1	1	0	0-0	0	0	0	0	0
D. 5	at Clemson	7	1-1	1.000	1-1	1.000	0-0	.000	0-1	1	1	1-0	0	1	0	0	3
D. 17	NORFOLK ST	11	2-3	.667	2-2	1.000	1-2	.500	0-0	0	1	1-0	0	0	0	1	7
D. 21	at VCU	12	0-3	.000	0-2	.000	0-0	.000	0-2	2	1	1-0	0	1	0	0	0
D. 29	OLD DOMINION	5	1-2	.500	0-1	.000	0-0	.000	0-1	1	0	0-0	0	2	0	1	2
J. 3	JAMES MADISON	7	1-1	1.000	0-0	.000	0-0	.000	0-0	0	0	0-0	0	0	0	0	2
J. 8	at Towson	11	0-2	.000	0-0	.000	0-0	.000	0-1	1	0	0-0	0	0	0	0	0
J. 10	DREXEL	3	0-0	.000	0-0	.000	0-0	.000	0-0	0	0	0-0	0	0	0	0	0
J. 15	at Northeastern	10	1-1	1.000	0-0	.000	0-0	.000	0-1	1	2	2-0	2	0	0	0	2
J. 17	at Hofstra	17	1-4	.250	0-3	.000	0-0	.000	1-3	4	2	2-0	2	1	0	0	2
J. 22	UNCW	1	0-0	.000	0-0	.000	0-0	.000	0-0	0	0	0-0	0	0	0	0	0
J. 26	at Delaware	2	0-0	.000	0-0	.000	0-0	.000	0-0	0	0	0-0	0	0	0	0	0
J. 29	CHARLESTON	4	0-1	.000	0-1	.000	1-2	.500	0-0	0	0	0-0	0	0	0	0	1
J. 31	NORTHEASTERN	6	0-0	.000	0-0	.000	0-0	.000	0-0	0	0	2-0	0	0	0	0	0
F. 5	at Elon	14	0-0	.000	0-0	.000	2-2	1.000	0-2	2	1	1-0	0	1	0	0	2
F. 7	at UNCW	8	0-1	.000	0-0	.000	0-0	.000	0-1	1	1	1-0	0	1	0	0	0
F. 12	HOFSTRA	0+	0-0	.000	0-0	.000	0-0	.000	0-0	0	0	0-0	0	0	0	0	0
F. 19	at JMU	11	1-3	.333	1-2	.500	3-4	.750	0-2	2	1	1-0	0	0	0	0	6
F. 21	at Charleston	5	1-3	.333	1-3	.333	0-0	.000	0-0	0	0	0-0	0	0	0	0	3
F. 26	TOWSON	1	0-0	.000	0-0	.000	0-0	.000	0-1	1	1	1-0	0	0	0	0	0
M. 2	ELON	9	0-3	.000	0-2	.000	0-0	.000	0-0	0	1	1-0	1	0	0	0	0
M. 9	vs Towson	0+	0-0	.000	0-0	.000	0-0	.000	0-0	0	0	0-0	0	0	0	0	0

JONES' CAREER HIGHS

Points	7, at Norfolk State -- 12/17/15
Rebounds	4, at Hofstra, -- 1/17/16
Assists	2, (2x) last time at Hofstra -- 1/17/16
Steals	1, (4x) last time vs. Old Dominion -- 12/29/15
Blocked Shots	--
Field Goals Made	2, (2x) last time vs. Norfolk State -- 12/17/15
Field Goals Attempted	4, at Hofstra -- 1/17/16
3-Pointers Made	2, vs. Norfolk State -- 12/17/15
3-Pointers Attempted	3, (2x) last time at Charleston -- 2/21/16
Free Throws Made	3, at James Madison -- 2/19/16
Free Throws Attempted	4, at James Madison -- 2/19/16
Minutes Played	17, at Hofstra -- 1/17/16



20

SOPHOMORE

CENTER

6-3

WALDORF, MD.

ST. MARY'S RYKEN

CHANDLER

SMITH

QUICK HITS

Appeared in 19 games last year for the Green and Gold ... Finished the season with six points (0.3 ppg), three steals, four blocks, and 12 rebounds... Made her collegiate debut in a win over Grambling State (11/16), recording a block ... Looking to see more minutes after having a strong offseason in the weightroom and on the court ... Her father, John, played basketball at Duke from 1985-89 and professionally for Chalon Sur Marne in France.

2015-16/FRESHMAN YEAR

Appeared in 19 games in her first season with the Green and Gold ... Finished the season with six points (0.3 ppg), three steals, four blocks, and 12 rebounds... Made her collegiate debut in a win over Grambling State (11/16), recording a block ... Registered her first career points in a win at Towson (1/8), scoring a career-high four points, adding a block and two rebounds ... Had a career-high four rebounds playing a career-high of 18 minutes at Delaware (1/26)... Recorded a rebound in three consecutive games from 2/5-2/12 ... Scored two points and had a rebound against Hofstra (2/12).

HIGH SCHOOL

Chandler Smith, who was ranked No. 407 out of 1500 in the class of 2015 by Bret McCormick's National All-Star Girl's Basketball Report, is in her fourth season of varsity basketball at St. Mary's Ryken High School in Maryland. She was tabbed as a WCAC All-Conference Honorable Mention selection last year. Smith was also a member of the Fairfax Stars Basketball program, along with the two other signees. Aside from basketball, Smith was a standout all-conference volleyball player in high school. In the classroom, she was a member of the National Honor Society, earned Presidential Honors since her freshman year, named an outstanding participant in the National Achievement Scholarship program, and volunteered as a student mentor.

PERSONAL

Daughter of John and Erin Smith ... Her father, John, played basketball at Duke from 1985-89 and professional lyfor Chalon Sur Marne in France ... Her two sisters are also Division I basketball players, her sister, Tyler, played basketball at UNC Asheville, while her sister, Cydney, plays both basketball and volleyball at St. Francis (Pa.) ...Plans on majoring in psychology and education at W&M ... Enjoys reading, shopping, and spending time with friends and family in her spare time.



SMITH'S CAREER STATS

OVERALL STATISTICS

Season	G-GS	Min-Avg	FG-A	Pct	3FG-A	Pct	FT-A	Pct	OR-DR	Reb-Avg	PF-FO	A	TO	Blk	St	Pts-Avg
2015-16	19-0	97-5.1	3-12	.250	0-0	.000	0-6	.000	2-10	12-0.6	13-0	0	5	4	3	6-0.3
Career	19-0	97-5.1	3-12	.250	0-0	.000	0-6	.000	2-10	12-0.6	13-0	0	5	4	3	6-0.3

CAA STATISTICS

Season	G-GS	Min-Avg	FG-A	Pct	3FG-A	Pct	FT-A	Pct	OR-DR	Reb-Avg	PF-FO	A	TO	Blk	St	Pts-Avg
2015-16	13-0	85-6.5	3-12	.250	0-0	.000	0-4	.000	1-10	11-0.8	9-0	0	3	3	3	6-0.5
Career	13-0	85-6.5	3-12	.250	0-0	.000	0-4	.000	1-10	11-0.8	9-0	0	3	3	3	6-0.5

SMITH'S CAREER GAME-BY-GAME

2014-15 • Freshman Season

Date	Opponent	GS	Min	FG-A	Pct	3FG-A	Pct	FT-A	Pct	O-D	Reb.	PF-O	A	TO	Blk	Stl	Pts
N. 16	GRAMBLING ST.	3	0-0	.000	0-0	.000	0-0	.000	0-0	0	1-0	0	1	1	0	0	0
D. 1	at Delaware St.	1	0-0	.000	0-0	.000	0-0	.000	0-0	0	0-0	0	0	0	0	0	0
D. 3	WOFFORD	3	0-0	.000	0-0	.000	0-0	.000	0-0	0	1-0	0	1	0	0	0	0
D. 5	at Clemson	0	0-0	.000	0-0	.000	0-0	.000	0-0	0	1-0	0	0	0	0	0	0
D. 17	NORFOLK ST	2	0-0	.000	0-0	.000	0-0	.000	1-0	1	1-0	0	0	0	0	0	0
D. 21	at VCU	3	0-0	.000	0-0	.000	0-2	.000	0-0	0	0-0	0	0	0	0	0	0
J. 8	at Towson	8	2-2	1.000	0-0	.000	0-0	.000	0-2	2	0-0	0	1	1	0	4	4
J. 15	at Northeastern	3	0-0	.000	0-0	.000	0-0	.000	0-1	1	0-0	0	0	0	0	0	0
J. 17	at Hofstra	13	0-5	.000	0-0	.000	0-0	.000	0-0	0	1-0	0	0	0	0	0	0
J. 26	at Delaware	18	0-0	.000	0-0	.000	0-2	.000	1-3	4	1-0	0	1	0	2	0	0
J. 29	CHARLESTON	5	0-0	.000	0-0	.000	0-0	.000	0-0	0	0-0	0	0	0	1	1	0
J. 31	NORTHEASTERN	6	0-0	.000	0-0	.000	0-0	.000	0-0	0	1-0	0	0	0	0	0	0
F. 5	at Elon	8	0-3	.000	0-0	.000	0-0	.000	0-1	1	2-0	0	0	0	0	0	0
F. 7	at UNCW	6	0-0	.000	0-0	.000	0-0	.000	0-1	1	0-0	0	0	0	0	0	0
F. 12	HOFSTRA	3	1-2	.500	0-0	.000	0-0	.000	0-1	1	0-0	0	0	0	1	0	2
F. 14	DELAWARE	3	0-0	.000	0-0	.000	0-0	.000	0-0	0	0-0	0	0	0	0	0	0
F. 19	at JMU	7	0-0	.000	0-0	.000	0-2	.000	0-0	0	4-0	0	1	0	0	0	0
F. 21	at Charleston	4	0-0	.000	0-0	.000	0-0	.000	0-1	1	0-0	0	0	0	0	0	0
F. 26	TOWSON	1	0-0	.000	0-0	.000	0-0	.000	0-0	0	0-0	0	0	0	0	0	0



SMITH'S CAREER HIGHS

Points	4, at Towson -- 1/8/16
Rebounds	4, at Delaware -- 1/26/16
Assists	--
Steals	2, at Delaware -- 1/26/16
Blocked Shots	1, (4x) last time vs. Hofstra -- 2/12/16
Field Goals Made	2, at Towson -- 1/8/16
Field Goals Attempted	3, at Elon -- 2/5/16
3-Pointers Made	--
3-Pointers Attempted	--
Free Throws Made	--
Free Throws Attempted	2, (3x) last time at James Madison -- 2/19/16
Minutes Played	18, at Delaware -- 1/26/16



10

FRESHMAN

GAURD

5-7

TAMPA, FLA.

FREEDOM

NARI

GARNER

QUICK HITS

Named a McDonald's All-American nominee following her senior year of high school ... Is the daughter of former NFL running back Charlie Gardner ... A combo guard, she was named Hillsboro County Western Player of the Year after averaging 17 points, four assists, four rebounds, and three steals per game.

HIGH SCHOOL

Played her high school basketball at Freedom High School in Tampa, Florida ... A combo guard, she was named Hillsboro County Western Player of the Year after averaging 17 points, four assists, four rebounds, and three steals per game ... Named a McDonald's All-American nominee following her senior season ... Played her club basketball for the Central Florida Elite AAU program ... In the classroom was a member of the National Honor's Society and student government.

PERSONAL

Daughter of Charlie and Angela Garner ... Father, Charlie, was a running back in the NFL playing for the Philadelphia Eagles (1994-98), San Francisco 49ers (1999-00), Oakland Raiders (2001-03), and Tampa Bay Buccaneers (2004) ... Thinking about majoring in psychology or theater ... Enjoys acting, track and field, and listening to music in her free time.

SWANSON ON GARNER...

"We are thrilled that Nari will be joining the Tribe women's basketball program this season. She is a very talented player and has the accolades to back it up. I think she has a chance to come in and compete for playing time right away."



VICTORIA

REYNOLDS

QUICK HITS

Finished her senior year averaging 22 points, 11 rebounds, and 3.5 steals ... Finished high school with 1350 points, 780 rebounds, 270 steals, and 270 assists ... Earned All-Anne Arundel County honors from her sophomore to senior years ... Her parents, Bernard Wanjara and Sabrina Reynolds Pinkard played basketball at George Mason.

HIGH SCHOOL

Played four years of varsity basketball at Archbishop Spalding in Maryland ... Earned All-Anne Arundel County honors from her sophomore to senior year ... Picked up three all-conference honors from her sophomore to senior year ... Named the MVP of the Senior All-Star Classic ... Earned numerous *Capitol Gazette* Athlete of the Week awards as well as Archbishop Spalding Student-Athlete of the Month awards ... Earned three straight years of Baltimore All-Metro honors ... Helped her team to a second place finish in the ESPN Rise Tournament ... Finished her senior year averaging 22 points, 11 rebounds, and 3.5 steals ... Finished high school with 1350 points, 780 rebounds, 270 steals, and 270 assists ... Played her AAU with multiple programs including Fairfax Stars (17u), Express United (15u-16u), PSPA Rams (13u-14u), and the Vogues (9u-12u) In the classroom, she was a member of the Sports Management Club and Diversity Club.

PERSONAL

Daughter of Bernard Wanjara and Sabrina Reynolds Pinkard ... Stepmother is Anna Wanjara ... Stepfather is Randall Pinkard ... Mother, Sabrina, and father, Bernard, both played basketball at George Mason ... Plans to major in accounting ... Enjoys watching movies, hanging with friends, shopping, sleeping, trying new food, and going new places in her free time.

SWANSON ON REYNOLDS...

"Victoria is a forward who can really score, and should contribute for us right away. In addition to her ability on the court, she is a great character kid and will be a great fit for us in the community and in the classroom."



30

FRESHMAN

FORWARD

5-10

PASADENA, MD.

ARCHBISHOP SPALDING





23

FRESHMAN

GUARD

6-0

CHARLOTTESVILLE, VA.

ST. ANNE'S-BELFIELD

ASHLEY

TAYLOR

QUICK HITS

Will redshirt this season, and will use the year to develop strength and speed ... Was a two-sport athlete playing basketball and lacrosse at St. Anne's-Belfield in Charlottesville ... Picked up a first-team all-state honor in 2016 ... Her mother, Kerri, was a basketball player at James Madison.

HIGH SCHOOL

Was a two-sport athlete playing basketball and lacrosse at St. Anne's-Belfield in Charlottesville ... Was a first-team all-conference selection from her freshman-senior year ... Earned Second-Team VISAA All-State honors following her freshman-junior campaigns ... Picked up a First-Team All-State honor in 2016 ... Named a team captain for her junior and senior season ... Led her team to the district regular season and tournament championship during her sophomore, junior, and senior season ... Helped the team to second place in the state as a sophomore ... Named the Flint Hill Tip-Off Tournament MVP and to the all-tournament team as a sophomore, while also being named to the *Daily Progress* Holiday Tournament All-Tournament Team later in the year ... Named the coach's award recipient for her school in 2016 ... Finished her high school career scoring 1,248 points, including averaging 13.6 points during her senior year ... Played her club basketball with the Charlottesville Elite, Blue Star United, and BWSL Richmond ... In the classroom, she was the President of the Fellowship of Christians in Universities and Schools (FOCUS), and was one of just 25 students selected to St. Anne's-Belfield's Student Advisory Committee.

PERSONAL

Daughter of Norman and Kerri Taylor ... Her mother, Kerri, was a basketball player at James Madison ... Planning on majoring in either kinesiology and health sciences or neuroscience at the College ... She enjoys going to the beach, art, music, outdoor activities, and spending time with her friends and family during her free time.

SWANSON ON TAYLOR...

"We are excited that Ashley has decided to join our basketball program. She will use this year to develop strength and speed as she redshirts. We look forward to her contributions as her career progresses."



MARLENA TREMBA



REVIEW

The 2015-16 season saw the Tribe recorded its second straight 15 win season after racing out to its best start in school history.

W&M opened the season 11-2 and eventually finished as the No. 7 seed in the CAA. At seasons end, the Tribe had four players honored with seven CAA Postseason awards.

Here is a look at some of the highlights from the 2015-16 season:

Connect Four

William & Mary had four players claim seven CAA Postseason awards last season. Alexandra Masaquel led the team by collecting three honors. The Honolulu, Hawaii native was tabbed to the All-CAA Second-Team, which is the first time since the 2012-13 season a Tribe player earned a second team distinction. She also was tabbed to the all-defensive, and all-academic teams. Marlena Tremba garnered her second consecutive nod on the All-CAA Third-Team, while also garnering an all-academic selection. Bianca Boggs was named the CAA All-Rookie team, while sophomore Jenna Green was named to the CAA All-Academic team rounding out the awards.

All-State Honors

Alexandra Masaquel and Marlena Tremba were both named to the Virginia Sports Information Director All-State Second-Team following last season. It was the first-time since the 2012-13 season when Emily Correal '13 was named to the VaSID Second-Team that a Tribe player garnered a VaSID honor.

20-20 Vision

For the first time in more than two calendar years the Tribe had two players score more than 20 points coming against Towson on Feb. 26. Juniors Alexandra Masaquel (28) and Marlena Tremba (22) each eclipsed the 20-point mark. The last time it happened was on Feb. 2, 2014 in a game against College of Charleston when Kaitlyn Mathieu '14 and Tremba, then a freshman, each scored 21 points.

Nothing from Range

For the fourth consecutive season the Tribe held an opponent without a 3-pointer in the game when they shutout Charleston from range on Feb. 21. The last two times the Tribe has played at TD Arena, they have held the Cougars without a 3-pointer.

Tremba From the Stripe

Marlena Tremba closed last season on a tear from the free throw line. She has hit her last 23 free throws and hasn't missed one since the game against Towson on Feb. 26. Over the last month of the season she went 32-for-35 (91.4-percent). She



2015-16 WILLIAM AND MARY WOMEN'S BASKETBALL TEAM

Front Row (sitting left to right): Jenna Carroll, Misha Jones, Ali Engelhardt, Marlena Tremba, Alexandra Masaquel, Brooke Stewart, Latrice Hunter, Jenna Green, Alexis Hofsteadter, Bianca Boggs

Back Row (standing L to R): Bradley Brookhart (Strength & Conditioning Coach), Lauren DeBischoff (Student Manager) Jen Wedo (Assistant Coach), Millette Green (Assistant Coach), Jeanne Gaumont, Kasey Curtis, Abby Rendle, Ashley DeLeonibus, Chandler Smith, Brandi Schwane (Athletic Trainer), Kelly Killion (Assistant Coach), Ed Swanson (Head Coach)

finished the year with an 80.4-percent clip (90-for-112) from the line and has had the best free throw percentage on the team her entire career.

Flyin' Hawaiian

Alexandra Masaquel scored in double-figures in 25 of the 30 games last season, including scoring a career-high 28 points against Towson on Feb. 26. She added 225 rebounds, 36 blocks, 48 assists, and 45 steals. She scored in double-figures in all but two CAA games last season, and has scored double-figures in 14 of the last 15 games for the Tribe. For the year the Honolulu, Hawaii native is averaged a career-high 13.8 points, and 7.5 rebounds. She also has recorded six double-doubles on her way to All-CAA Second-Team honors.

Moving on Up

Tremba also began her ascent up the career scoring list at W&M. She enters her final collegiate season with 1,190 points, which puts her in 12th place all-time. She is 27 points away from passing Julie Sommer for 11th all-time.

Helping Hands

Marlena Tremba (119 assists) and Jenna Green (118 assists) turned in the eighth and ninth best single-season assist performances in school history last year, respectively. Tremba also turned in the eighth best single-game performance in school history with 10 dimes during the win at Clemson.

Breaking Bianca

Bianca Boggs made her presence known in her rookie season. She started 24 games last season, including 21 of the last 22. For her efforts she was named to the

conference's all-rookie squad. The rookie won the game at Loyola with a free throw, before hitting a clutch free throw to send the game to overtime at Northeastern. She was tabbed CAA Rookie of the Week for the weeks of Dec. 21, Jan. 25, and Feb. 1. For the season the Waldorf, Md. native averaged 7.4 points per game, 3.2 rebounds, 1.5 assists per game, and 1.9 steals per game.

Double Figures for Mar

After scoring in double-figures in 22 of the 30 games last year, Marlena Tremba has now scored in double-figures in 65 of her 90 career games as member of the Tribe. The 65 double-figure efforts is tied for the seventh most in school history. Tremba already ranks tied for fourth with 17, 20-point performances.

Abby Road

Abby Rendle started to come into her own as the Tribe's center last season. She finished the year averaging 13.2 points per game, with 7.3 rebounds, and 3.1 blocks. In her last five home games, Rendle averaged 18.6 points per game, added the first triple-double in W&M school history, and has 25 blocks. The Reston, Va. native has scored in double figures in seven consecutive contests in which she has appeared, which is the longest such streak of her career, dating back to last year.

Raining Threes

W&M drained a season-high 10, 3-pointers against Northeastern on Jan. 31. The 10, 3-pointers are the most in a game since the Tribe hit 10 triples against Longwood on Nov. 29, 2014. That game was the only time during the 2014-15 season that the Tribe hit more than 10 triples.

Triples For Tremba

Junior Marlena Tremba has now hit a 3-pointer in all but nine games of her career, and has connected on more than one 3-pointer in 60 of 90 games. The Vienna, Virginia native ranks second with 207 triples made. She is 98 3-pointers away from the all-time record held by Janine Aldridge '12.

Forcing Turnovers

For last season, W&M averaged 17.4 forced turnovers per game, which was first in the CAA. W&M forced six opponents into 20, or more turnovers a year ago.

Block Party

W&M set the school record for blocked shots against UNCW with 16 on Jan. 22. Abby Rendle led the way with a school record 10 blocks, while junior Alexandra Masaquel also swatted a career-best four shots. Later in the season, the Tribe put together the second-most blocks in school history with 13 against the College of Charleston on Jan. 29. That night Kasey Curtis led the charge with seven blocks.

A Grand Occasion

With her fourth quarter right-wing triple in the game against Delaware, Marlena Tremba became the 17th player in W&M school history to record her 1,000th career-point. In 78 games, she is the fifth fastest player to reach the mark.

Setting School Records

Since taking over the reigns of the William & Mary women's basketball program three years ago, Ed Swanson and his team have begun to rewrite the record book. During his tenure, W&M has set 10 different school records as both a team or individual performances. Last season, the Tribe has set the school record for blocks (16) and individual blocked shots (Abby Rendle, 10).

Scoring in the Seventies

Scoring, at least, 70 points was a great sign for W&M last season. The seven times the Tribe has reached that plateau they have won. W&M was 14-5 last season when they scored 60, or more, points. On the other hand, when the Tribe scored 59 points, or less, went just 1-10.

Sharing is Caring

A key to success last season for W&M was how well they shared the rock. The Tribe led the CAA by averaging 15.6 assists per game. Furthermore, the Tribe averaged 18.2 assists per game in its 15 wins last season. In its 15 losses, the Green and Gold averaged just 13.7 assists, including a season-low six helpers against UNCW on Feb. 7.



Alexandra Masaquel earned All-CAA Second-Team honors following a breakout junior season in 2015-16.

Opening Night Scoring Show

Junior Marlena Tremba's 26 points scored on opening night was the most by a Tribe player in a season opener, during the program's Division I era. The 26 points rank her fourth in school history in opening night games. Margaret Milona '67 had 30 points in season opener against Fort Eustis in 1963. Hazel Stringfellow '30 scored 27 points against Adelphi in the opener in 1927, while Bebe Fisher '53 also scored 27 points versus St. James Club in the opener in 1950.

History in the Making

Sophomore Abby Rendle made school history by recording the first triple-double in W&M women's basketball history with 24 points, 15 rebounds, and 10 blocks vs. UNCW on Jan. 22. Her 10 blocks are a W&M single-game record, for a both a player and a team, and are tied for the second-most in CAA history. It was the first triple-double in CAA play since Abby Riddick (Drexel) did it in 2013, and it was the first points, rebounds, and block triple-double in the CAA since 2006. The Reston, Virginia native also added two assists and three steals in 34 minutes of work.

Century Mark

Brooke Stewart participated in her 100th career game as a member of the Tribe when she checked in the game against UNCW on Feb. 7. The lone senior on last year's squad, she became the fourth player in the last three years to eclipse the 100 game mark of their career joining Kaitlyn Mathieu '14, Jazmen Boone '15, and Kyla Kerstetter, '15.

Reeling in the Wins

Last year, W&M posted its first six-game winning streak since the 2006-07 season when they won six straight from Nov. 23-Dec. 21. The 2006-07 streak lasted for seven games and spanned from Dec. 10, 2006-Jan. 11, 2007. The longest winning streak in school history is 21-games,

which happened over a handful of seasons from 1926-30. In terms of single-season win streaks the longest is eight games, which took place twice from Feb. 12-March 6, 1981, and Feb. 6, 1926-March 6, 1926. W&M has also had three, seven game winning streaks in school history.

Home Sweet Home

The Tribe won its first five contest inside Kaplan Arena last season, and finished the non-conference schedule unbeaten at home for the first time since the 2006-07 season. The Tribe reeled off nine straight home wins, which was the third longest streak since the building opened in 1971. The longest Kaplan Arena winning streak is 11 games from Feb. 21, 1993-Feb. 7, 1994.

Strong Start

For just the seventh time in the Division I history of the program, and the 22nd time in school history the Tribe women's basketball program opened a season with back-to-back wins. The Green and Gold recorded the school record for best 13-game start at 11-2.

Non-Conference Wins

W&M set a school record for non-conference wins with nine last season. It was the most wins since joining the CAA. The school record for regular season non-conference wins was eight (2014-15, 2011-12 & 1989-90). The Green and Gold also have won seven non-conference games on seven different occasions, while the Tribe had picked up five win in four different seasons.

Mid-Major Top 25

For the first time in the six-year history of the poll, the Tribe earned a spot in the CollegeInsider.com Mid-Major Top 25 at No. 25 for the week of Jan. 4. The Tribe entered the poll after starting 9-2 and picking up a win over defending league champion James Madison.

2015-16 SEASON RESULTS

RECORD:	OVERALL	HOME	AWAY	NEUTRAL
ALL GAMES	15-15	9-5	6-9	0-1
CONFERENCE	6-12	4-5	2-7	0-0
NON-CONFERENCE	9-3	5-0	4-2	0-1

DATE	TIME	OPPONENT	SCORE	ATTEND	HIGH POINTS	HIGH REBOUNDS
11/13/15	7:00 p.m.	at Mount St. Mary's	W 76-74	450	(26)Tremba, Marlana	(9)Rendle, Abby
11/16/15	7:00 pm	GRAMBLING STATE	W 74-55	553	(16)Masaquel, Alexandra	(9)Rendle, Abby
11/20/15	7:00 pm	at Richmond	50-56	879	(14)Rendle, Abby	(9)Rendle, Abby
11/23/15	7 p.m.	at Loyola Maryland	W 62-61	253	(18)Masaquel, Alexandra	(9)Masaquel, Alexandra
11/25/15	5:00 pm	AMERICAN	W 62-51	442	(22)Tremba, Marlana	(7)Rendle, Abby
12/01/15	5:30 p.m.	at Delaware State	W 65-59	357	(21)Tremba, Marlana	(12)Masaquel, Alexandra
12/3/15	7:00 pm	WOFFORD	W 75-55	309	(18)Masaquel, Alexandra	(10)Masaquel, Alexandra
12/5/15	2:00 PM	at Clemson	W 58-41	222	(14)Tremba, Marlana	(8)Rendle, Abby
12/17/15	7:00 pm	NORFOLK STATE	W 67-47	214	(16)Rendle, Abby	(11)Masaquel, Alexandra
12/21/15	7 p.m.	at VCU	47-73	520	(8)Tremba, Marlana	(5)Rendle, Abby
					(8)Rendle, Abby	(5)Masaquel, Alexandra
12/29/15	5:00 pm	OLD DOMINION	W 75-64	627	(20)Tremba, Marlana	(9)Masaquel, Alexandra
1/3/16	2:00 pm	* JAMES MADISON	Wot 65-59	741	(14)Rendle, Abby	(15)Masaquel, Alexandra
					(14)Masaquel, Alexandra	
01/08/16	7:00 p.m.	* at Towson	W 73-54	485	(16)Tremba, Marlana	(9)Masaquel, Alexandra
1/10/16	2:00 pm	* DREXEL	50-67	572	(23)Rendle, Abby	(5)Gaumont, Jeanne
						(5)Green, Jenna
01/15/16	7 p.m.	* at Northeastern	68-69	296	(15)Masaquel, Alexandra	(12)Rendle, Abby
1/17/16	1 p.m.	* at Hofstra	45-75	252	(16)Rendle, Abby	(7)Rendle, Abby
1/22/16	7:00 pm	* UNCW	W 77-65	347	(24)Rendle, Abby	(15)Rendle, Abby
01/26/16	7:00 p.m.	* at Delaware	63-67	1481	(18)Boggs, Bianca	(9)Masaquel, Alexandra
1/29/16	7:00 pm	* CHARLESTON	51-55	462	(15)Tremba, Marlana	(10)Boggs, Bianca
1/31/16	2:00 pm	* NORTHEASTERN	W 69-62	416	(20)Tremba, Marlana	(10)Masaquel, Alexandra
02-05-16	7:00 p.m.	* at Elon	51-73	468	(15)Tremba, Marlana	(9)Masaquel, Alexandra
02/07/16	2 p.m.	* at UNCW	44-59	332	(16)Masaquel, Alexandra	(8)Masaquel, Alexandra
						(8)Tremba, Marlana
2/12/16	7:00 pm	* HOFSTRA	53-61	479	(24)Masaquel, Alexandra	(9)Masaquel, Alexandra
2/14/16	2:00 pm	* DELAWARE	53-69	564	(14)Masaquel, Alexandra	(6)Green, Jenna
02/19/16	7:05 pm	* at JMU	63-83	2428	(17)Masaquel, Alexandra	(5)Masaquel, Alexandra
02/21/16	2:00 p.m.	* at Charleston	W 66-40	306	(19)Tremba, Marlana	(10)Masaquel, Alexandra
02/26/16	7:00 pm	* TOWSON	W 78-65	536	(28)Masaquel, Alexandra	(4)Masaquel, Alexandra
						(4)Green, Jenna
2/28/16	2:00 p.m.	* at Drexel	53-69	903	(16)Masaquel, Alexandra	(6)Masaquel, Alexandra
3/2/16	7:00 pm	* ELON	64-74	381	(25)Tremba, Marlana	(4)Green, Jenna
						(4)Gaumont, Jeanne
03/09/16	2:30pm	vs #10 Towson	65-71	509	(29)Tremba, Marlana	(10) Marlana Tremba

* - Conference game

Team Statistics	WM	OPP
SCORING	1862	1873
Points per game	62.1	62.4
Scoring margin	-0.4	-
FIELD GOALS-ATT	695-1769	668-1685
Field goal pct	.393	.396
3 POINT FG-ATT	156-519	155-501
3-point FG pct	.301	.309
3-pt FG made per game	5.2	5.2
FREE THROWS-ATT	316-448	382-576
Free throw pct	.705	.663
F-Throws made per game	10.5	12.7
REBOUNDS	1046	1194
Rebounds per game	34.9	39.8
Rebounding margin	-4.9	-
ASSISTS	466	390
Assists per game	15.5	13.0
TURNOVERS	432	522
Turnovers per game	14.4	17.4
Turnover margin	+3.0	-
Assist/turnover ratio	1.1	0.7
STEALS	280	220
Steals per game	9.3	7.3
BLOCKS	148	138
Blocks per game	4.9	4.6
ATTENDANCE	6643	10141
Home games-Avg/Game	14-474	15-642
Neutral site-Avg/Game	-	1-509

SCORE BY PERIODS:	1st	2nd	3rd	4th	OT	Total
William & Mary	469	446	473	458	16	1862
Opponents	504	397	458	503	11	1873



2015-16 OVERALL STATISTICS

##	Player	GP-GS	Min-Avg	TOTAL		3-PTS		REBOUNDS								Blk	Stl	Pts.-Avg
				FG-FGA	Pct	3FG-FGA	Pct	FT-FTA	Pct	Off-Def	Tot-Avg	PF-FO	A	TO				
13	Tremba, Marlena	30-29	1018-33.9	130-342	.380	67-179	.374	90-112	.804	23-96	119-4.0	66-0	119 89	1	52	417-13.9		
11	Masaquel, Alex	30-30	968-32.3	186-352	.528	1-6	.167	40-58	.690	84-141	225-7.5	70-0	48 65	36	45	413-13.8		
24	Rendle, Abby	17-15	464-27.3	100-203	.493	0-0	.000	24-34	.706	33-91	124-7.3	32-1	25 18	53	29	224-13.2		
02	Boggs, Bianca	30-24	802-26.7	68-233	.292	17-56	.304	70-102	.686	38-57	95-3.2	81-5	45 55	10	56	223-7.4		
12	Green, Jenna	30-24	818-27.3	66-177	.373	18-60	.300	18-31	.581	22-66	88-2.9	60-0	118 67	5	39	168-5.6		
01	Hunter, Latrice	24-6	394-16.4	36-120	.300	13-48	.271	29-36	.806	7-23	30-1.3	46-0	41 41	2	15	114-4.8		
04	Gaumont, Jeanne	24-13	428-17.8	32-96	.333	9-45	.200	10-16	.625	14-38	52-2.2	45-1	30 22	11	19	83-3.5		
42	Engelhardt, Ali	23-0	247-10.7	26-74	.351	12-43	.279	12-17	.706	12-30	42-1.8	26-1	5 16	8	4	76-3.3		
32	Stewart, Brooke	29-1	280-9.7	16-70	.229	14-61	.230	5-5	1.000	8-23	31-1.1	27-0	16 8	4	7	51-1.8		
03	Curtis, Kasey	27-8	338-12.5	18-51	.353	0-1	.000	10-19	.526	23-28	51-1.9	65-3	11 19	14	6	46-1.7		
05	Jones, Misha	27-0	180-6.7	12-36	.333	5-20	.250	7-10	.700	1-16	17-0.6	15-0	8 9	0	4	36-1.3		
21	Carroll, Jenna	9-0	17-1.9	2-3	.667	0-0	.000	1-2	.500	3-3	6-0.7	3-0	0 2	0	1	5-0.6		
20	Smith, Chandler	19-0	97-5.1	3-12	.250	0-0	.000	0-6	.000	2-10	12-0.6	13-0	0 5	4	3	6-0.3		
TM	Team.....									80-74	154-5.1	0	16			0		
	Total.....	30		695-1769	.393	156-519	.301	316-448	.705	350-696	1046-34.9	549-11	466 432	148	280	1862-62.1		
	Opponents.....	30		668-1685	.396	155-501	.309	382-576	.663	409-785	1194-39.8	452-6	390 522	138	220	1873-62.4		

2015-16 CAA STATISTICS

##	Player	TOTAL				3-PTS		REBOUNDS				PF-FO	A	TO	Blk	Stl	Pts-Avg
		GP-GS	Min-Avg	FG-FGA	Pct	3FG-FGA	Pct	FT-FTA	Pct	Off-Def	Tot-Avg						
24	Rendle, Abby	6-6	194-32.3	46-97	.474	0-0	.000	13-16	.813	19-32	51-8.5	6-0	12	6	20	8	105-17.5
11	Masaquel, Alex	18-18	580-32.2	117-215	.544	1-3	.333	28-39	.718	42-87	129-7.2	43-0	24	34	24	31	263-14.6
13	Tremba, Marlena	18-18	619-34.4	70-203	.345	38-110	.345	50-60	.833	9-58	67-3.7	40-0	71	57	0	29	228-12.7
02	Boggs, Bianca	18-17	506-28.1	41-137	.299	12-36	.333	42-58	.724	23-35	58-3.2	49-3	28	37	5	36	136-7.6
12	Green, Jenna	18-12	479-26.6	40-105	.381	13-34	.382	13-23	.565	11-42	53-2.9	37-0	59	33	3	22	106-5.9
04	Gaumont, Jeanne	13-6	293-22.5	24-65	.369	8-33	.242	5-9	.556	9-27	36-2.8	31-1	23	16	8	14	61-4.7
01	Hunter, Latrice	17-6	279-16.4	24-92	.261	11-41	.268	18-21	.857	5-13	18-1.1	37-0	26	26	2	9	77-4.5
42	Engelhardt, Ali	11-0	123-11.2	11-35	.314	4-18	.222	8-9	.889	7-14	21-1.9	12-0	1	9	4	0	34-3.1
03	Curtis, Kasey	15-6	209-13.9	11-24	.458	0-0	.000	4-8	.500	10-14	24-1.6	31-1	8	12	12	1	26-1.7
32	Stewart, Brooke	17-1	161-9.5	7-31	.226	7-30	.233	0-0	.000	1-13	14-0.8	16-0	6	7	3	5	21-1.2
05	Jones, Misha	16-0	109-6.8	5-19	.263	2-11	.182	6-8	.750	1-11	12-0.8	11-0	5	3	0	0	18-1.1
21	Carroll, Jenna	7-0	13-1.9	2-3	.667	0-0	.000	1-2	.500	3-3	6-0.9	2-0	0	2	0	1	5-0.7
20	Smith, Chandler	13-0	85-6.5	3-12	.250	0-0	.000	0-4	.000	1-10	11-0.8	9-0	0	3	3	3	6-0.5
TM	Team.....									40-39	79-4.4	0		10			0
	Total.....	18		401-1038	.386	96-316	.304	188-257	.732	181-398	579-32.2	324-5	263	255	84	159	1086-60.3
	Opponents.....	18		423-1037	.408	96-299	.321	224-331	.677	265-489	754-41.9	260-4	249	299	90	126	1166-64.8

2015-16 TEAM GAME-BY-GAME

Opponent	Date	Score	W/L	TOTAL		3-PTRS		FT-FTA	Pct	REBOUNDS			PF	A	TO	Blk	Stl	Pts-Avg
				FG-FGA	Pct	3FG-FGA	Pct			Off-Def	Tot-Avg							
at Mount St. Mary's	11/13/15	76-74	W	29-67	.433	9-20	.450	9-12	.750	16-18	34-34.0	20	18	13	6	6	76-76.0	
GRAMBLING ST	11/16/15	74-55	W	28-51	.549	4-18	.222	14-15	.933	4-31	35-34.5	16	25	18	9	7	74-75.0	
at Richmond	11/20/15	50-56	L	18-59	.305	2-14	.143	12-18	.667	15-25	40-36.3	17	12	13	5	6	50-66.7	
at Loyola Md.	11/23/15	62-61	W	24-56	.429	2-14	.143	12-19	.632	12-18	30-34.8	22	15	13	4	11	62-65.5	
AMERICAN	11/25/15	62-51	W	22-56	.393	3-12	.250	15-16	.938	9-26	35-34.8	8	14	9	2	10	62-64.8	
at Delaware St	12/01/15	65-59	W	27-69	.391	5-18	.278	6-13	.462	16-24	40-35.7	15	15	17	3	16	65-64.8	
WOFFORD	12/3/15	75-55	W	29-63	.460	3-14	.214	14-23	.609	14-26	40-36.3	24	16	12	8	15	75-66.3	
at Clemson	12/5/15	58-41	W	23-55	.418	7-18	.389	5-8	.625	15-28	43-37.1	14	20	16	2	11	58-65.2	
NORFOLK STATE	12/17/15	67-47	W	27-66	.409	8-17	.471	5-12	.417	13-25	38-37.2	14	24	12	9	17	67-65.4	
at VCU	12/21/15	47-73	L	16-53	.302	6-17	.353	9-18	.500	12-21	33-36.8	23	10	18	6	7	47-63.6	
OLD DOMINION	12/29/15	75-64	W	29-66	.439	3-14	.214	14-19	.737	19-34	53-38.3	22	20	20	6	11	75-64.6	
JAMES MADISON	1/3/16	65-59	Wot	20-66	.303	3-14	.214	22-31	.710	13-36	49-39.2	15	13	16	6	15	65-64.7	
at Towson	01/08/16	73-54	W	29-62	.468	5-18	.278	10-12	.833	10-24	34-38.8	13	23	16	5	13	73-65.3	
DREXEL	1/10/16	50-67	L	20-53	.377	6-20	.300	4-6	.667	3-23	26-37.9	13	20	12	3	6	50-64.2	
at Northeastern	01/15/16	68-69	Lot	25-72	.347	7-27	.259	11-16	.688	17-22	39-37.9	21	17	13	2	12	68-64.5	
at Hofstra	1/17/16	45-75	L	19-69	.275	2-15	.133	5-6	.833	16-21	370-37.9	16	12	16	2	5	45-63.2	
UNCW	1/22/16	77-65	W	27-53	.509	6-16	.375	17-21	.810	7-27	34-37.6	18	18	15	16	10	77-64.1	
at Delaware	01/26/16	63-67	L	21-56	.375	5-9	.556	16-25	.640	14-24	380-7.7	22	12	13	2	4	63-64.0	
CHARLESTON	1/29/16	51-55	L	21-57	.368	6-21	.286	3-6	.500	6-27	33-37.4	16	18	20	13	12	51-63.3	
NORTHEASTERN	1/31/16	69-62	W	23-57	.404	10-18	.556	13-18	.722	12-17	29-37.0	18	13	10	5	13	69-63.6	
at Elon	02-05-16	51-73	L	19-53	.358	3-12	.250	10-15	.667	8-17	25-36.4	21	7	11	4	8	51-63.0	
at UNCW	02/07/16	44-59	L	17-49	.347	2-15	.133	8-10	.800	7-22	29-36.1	18	6	15	0	3	44-62.1	
HOFSTRA	2/12/16	53-61	L	19-65	.292	3-21	.143	12-14	.857	17-20	37-36.1	27	10	13	4	10	53-61.7	
DELAWARE	2/14/16	53-69	L	22-53	.415	5-17	.294	4-7	.571	5-19	24-35.6	18	15	15	5	7	53-61.4	
at JMU	02/19/16	63-83	L	21-55	.382	5-12	.417	16-23	.696	9-22	31-35.4	24	12	16	3	7	63-61.4	
at Charleston	02/21/16	66-40	W	27-51	.529	6-21	.286	6-8	.750	9-27	36-35.5	15	21	17	4	8	66-61.6	
TOWSON	02/26/16	78-65	W	29-53	.547	9-15	.600	11-18	.611	8-19	27-35.1	18	19	11	5	9	78-62.2	
at Drexel	2/28/16	53-69	L	20-55	.364	5-22	.227	8-8	1.000	11-21	32-35.0	13	11	12	2	4	53-61.9	
ELON	3/2/16	64-74	L	22-59	.373	8-23	.348	12-13	.923	9-10	19-34.5	18	16	14	3	13	64-62.0	
vs #10 Towson	03/09/16	65-71	L	22-70	.314	8-27	.296	13-18	.722	24-22	46-34.9	30	14	16	4	4	65-62.1	
William & Mary		1862		695-1769	.393	156-519	.301	316-448	.705	350-696	1046-34.9	549	466	432	148	280	1862-62.1	
Opponents		1873		668-1685	.396	155-501	.309	382-576	.663	409-785	1194-39.8	452	390	522	138	220	1873-62.4	

2015-16 GAME HIGHS

WILLIAM & MARY - TEAM GAME HIGHS

POINTS	78	TOWSON (02/26/16)
	77	UNCW (1/22/16)
FIELD GOALS MADE	29	TOWSON (02/26/16)
	29	at Towson (01/08/16)
FIELD GOAL ATTEMPTS	72	at Northeastern (01/15/16)
	70	vs #10 Towson (03/09/16)
FIELD GOAL PERCENTAGE	.549 (28-51)	GRAMBLING STATE (11/16/15)
	.547 (29-53)	TOWSON (02/26/16)
3 PT FIELD GOALS MADE	10	NORTHEASTERN (1/31/16)
	9	TOWSON (02/26/16)
	9	at Mount St. Mary's (11/13/15)
3 PT FG ATTEMPTS	27	vs #10 Towson (03/09/16)
	27	at Northeastern (01/15/16)
3 PT FG PERCENTAGE	.600 (9-15)	TOWSON (02/26/16)
	.556 (10-18)	NORTHEASTERN (1/31/16)
	.556 (5-9)	at Delaware (01/26/16)
FREE THROWS MADE	22	JAMES MADISON (1/3/16)
	17	UNCW (1/22/16)
FREE THROW ATTEMPTS	31	JAMES MADISON (1/3/16)
	25	at Delaware (01/26/16)
FREE THROW PERCENTAGE	1.000 (8-8)	at Drexel (2/28/16)
	.938 (15-16)	AMERICAN (11/25/15)
REBOUNDS	53	OLD DOMINION (12/29/15)
	49	JAMES MADISON (1/3/16)
ASSISTS	25	GRAMBLING STATE (11/16/15)
	24	NORFOLK STATE (12/17/15)
STEALS	17	NORFOLK STATE (12/17/15)
	16	at Delaware State WBB (12/01/15)
BLOCKED SHOTS	16	UNCW (1/22/16)
	13	COL. OF CHARLESTON (1/29/16)
TURNOVERS	20	COL. OF CHARLESTON (1/29/16)
	20	OLD DOMINION (12/29/15)
FOULS	30	vs #10 Towson (03/09/16)
	27	HOFSTRA (2/12/16)

OPPONENT- TEAM GAME HIGHS

POINTS	83	at JMU (02/19/16)
	75	at Hofstra (1/17/16)
FIELD GOALS MADE	29	at JMU (02/19/16)
	29	at Hofstra (1/17/16)
FIELD GOAL ATTEMPTS	76	JAMES MADISON (1/3/16)
	71	at JMU (02/19/16)
FIELD GOAL PERCENTAGE	.540 (27-50)	ELON (3/2/16)
	.500 (29-58)	at Hofstra (1/17/16)
3 PT FIELD GOALS MADE	10	at Drexel (2/28/16)
	9	at Hofstra (1/17/16)
3 PT FG ATTEMPTS	25	at Drexel (2/28/16)
	25	JAMES MADISON (1/3/16)
3 PT FG PERCENTAGE	.533 (8-15)	ELON (3/2/16)
	.533 (8-15)	DELAWARE (2/14/16)
FREE THROWS MADE	26	vs #10 Towson (03/09/16)
	22	HOFSTRA (2/12/16)
FREE THROW ATTEMPTS	41	vs #10 Towson (03/09/16)
	35	HOFSTRA (2/12/16)
FREE THROW PERCENTAGE	1.000 (4-4)	AMERICAN (11/25/15)
	.909 (10-11)	DREXEL (1/10/16)
REBOUNDS	60	JAMES MADISON (1/3/16)
	52	at JMU (02/19/16)
ASSISTS	21	DREXEL (1/10/16)
	20	ELON (3/2/16)
	20	at Hofstra (1/17/16)
STEALS	13	at Towson (01/08/16)
	12	GRAMBLING STATE (11/16/15)
BLOCKED SHOTS	10	at JMU (02/19/16)
	10	HOFSTRA (2/12/16)
	10	at Hofstra (1/17/16)
TURNOVERS	27	ELON (3/2/16)
	26	WOFFORD (12/3/15)
FOULS	21	vs #10 Towson (03/09/16)
	21	JAMES MADISON (1/3/16)
	21	at Richmond (11/20/15)

WILLIAM & MARY - INDIVIDUAL GAME HIGHS

Points	29	Tremba, Marlana vs Towson (03/09/16)
	28	Masaquel, Alex vs TOWSON (02/26/16)
Field Goals Made	12	Masaquel, Alex vs TOWSON (02/26/16)
	11	Masaquel, Alex vs Hofstra (2/12/16)
	11	Rendle, Abby vs Drexel (1/10/16)
Field Goal Att.	22	Tremba, Marlana at Northeastern (01/15/16)
	21	Masaquel, Alex vs Towson (03/09/16)
	21	Masaquel, Alex vs Hofstra (2/12/16)
FG Pct (min 5 made)	1.000 (5-5)	Boggs, Bianca vs UNCW (1/22/16)
	.889 (8-9)	Rendle, Abby vs Old Dominion (12/29/15)
3-Point FG Made	6	Tremba, Marlana vs #10 Towson (03/09/16)
	5	Four players
3-Point FG Att.	15	Tremba, Marlana at Northeastern (01/15/16)
	11	Tremba, Marlana vs #10 Towson (03/09/16)
	11	Tremba, Marlana vs Elon (3/2/16)
3-Pt FG Pct (min 2 made)	1.000 (3-3)	Boggs, Bianca vs UNCW (1/22/16)
	1.000 (2-2)	Green, Jenna vs TOWSON (02/26/16)
Free Throws Made	9	Tremba, Marlana vs #10 Towson (03/09/16)
	8	Three players
Free Throw Att.	11	Masaquel, Alex at Delaware (01/26/16)
	10	Boggs, Bianca at Delaware (01/26/16)
FT Pct (min 3 made)	1.000 (9-9)	Tremba, Marlana vs Towson (03/09/16)
	1.000 (8-8)	Tremba, Marlana vs Elon (3/2/16)
	1.000 (8-8)	Tremba, Marlana vs American (11/25/15)
Rebounds	15	Rendle, Abby vs UNCW (1/22/16)
	15	Masaquel, Alex vs James Madison (1/3/16)
Assists	10	Tremba, Marlana at Clemson (12/5/15)
	8	Tremba, Marlana vs #Towson (03/09/16)
	8	Green, Jenna at Delaware St (12/01/15)
	8	Green, Jenna vs Grambling St (11/16/15)
Steals	7	Tremba, Marlana vs Elon (3/2/16)
	6	Masaquel, Alex vs Charleston (1/29/16)
Blocked Shots	10	Rendle, Abby vs UNCW (1/22/16)
	7	Curtis, Kasey vs. Charleston (2

OPPONENT- INDIVIDUAL GAME HIGHS

Points	35	SIMMS, Jennie vs Old Dominion (12/29/15)
	31	Curran, Sarah vs Drexel (1/10/16)
Field Goals Made	13	SIMMS, Jennie vs Old Dominion (12/29/15)
	12	Curran, Sarah vs Drexel (1/10/16)
Field Goal Att.	26	SIMMS, Jennie vs Old Dominion (12/29/15)
	24	Gwathmey, Jazmon vs James Madison (1/3/16)
FG Pct (min 5 made)	.857 (6-7)	McDonald, Nikki vs Elon (3/2/16)
	.833 (5-6)	Timbers, AJ vs Towson (03/09/16)
	.833 (5-6)	DICKSON, Katrice at Mount St. Mary's (11/13/15)
3-Point FG Made	5	Green, Courtnei vs Delaware (2/14/16)
	4	Seven Players
3-Point FG Att.	11	Perez, Ashley vs James Madison (1/3/16)
	9	Cardaci, Victoria at Clemson (12/5/15)
	9	TOLSON, Lauren at Richmond (11/20/15)
3-Pt FG Pct (min 2 made)	1.000 (2-2)	McDonald, Nikki vs Elon (3/2/16)
	1.000 (2-2)	DeFreese, Samantha vs Northeastern (1/31/16)
	1.000 (2-2)	DICKSON, Katrice at Mount St. Mary's (11/13/15)
Free Throws Made	9	Reeves, Amber vs UNCW (1/22/16)
	7	Eight Players
Free Throw Att.	12	Enabosi, Nicole at Delaware (01/26/16)
	12	SIMMS, Jennie vs Old Dominion (12/29/15)
FT Pct (min 3 made)	1.000 (7-7)	Durant, Ashunae vs Hofstra (2/12/16)
	1.000 (7-7)	Green, Courtnei at Delaware (01/26/16)
Rebounds	20	Griffin, Da'Lishia vs James Madison (1/3/16)
	18	Griffin, Da'Lishia at JMU (02/19/16)
Assists	10	Creighton, Meghan vs Drexel (1/10/16)
	9	Burnett, Shay vs Elon (3/2/16)
Steals	7	Bolden, Breanna at Charleston (02/21/16)
	7	Bankston, Raven at Towson (01/08/16)
Blocked Shots	5	Schluth, Jackie at Drexel (2/28/16)
	5	CooperWilliams, Kayla at JMU (02/19/16)
	5	Holmes, Michelle vs American (11/25/15)



LATRICE HUNTER

HISTORY

HONORS & AWARDS

Academic All-America Hall of Fame
2001 Lynn Norenberg Barry '81

Academic All-America
1981-82 Betty Strock (2)
1980-81 Lynn Norenberg (1)
1979-80 Lynn Norenberg (1)

Dean Ehlers Leadership Award
2010-11 Lindsey Moller
2007-08 Kyra Kaylor

CAA Player of the Year
2005-06 Kyra Kaylor

CAA Defensive Player of the Year
2008-09 Tiffany Benson
2004-05 Kyle DeHaven

CAA Rookie of the Year
2013-14 **Marlena Tremba**
1997-98 Quintina Walker
1987-88 Angie Evans

All-CAA First Team
2007-08 Kyra Kaylor
2006-07 Kyra Kaylor
2005-06 Kyra Kaylor
1993-94 Ashleigh Akens
1992-93 Ashleigh Akens

All-CAA Second Team
2015-16 **Alex Masaquel**
2012-13 Emily Correal
2009-10 Taysha Pye
2008-09 Tiffany Benson
2004-05 Kyle DeHaven
2000-01 Jen Sobota

Quintina Walker
1995-96 Julie Hamiel
1994-95 Aquendine Khasidis
1993-94 Marilyn Gayton
1991-92 Ashleigh Akens
1990-91 Tiffany Stone
1989-90 Tiffany Stone
1988-89 Tiffany Stone
1985-86 Karen Jordan

All-CAA Third Team
2015-16 **Marlena Tremba**
2014-15 **Marlena Tremba**
2013-14 Kaitlyn Mathieu
2012-13 Janine Aldridge
2011-12 Taysha Pye
2010-11 Taysha Pye
2003-04 Kyra Kaylor

CAA All-Rookie Team
2015-16 **Bianca Boggs**
2014-15 **Abby Rendle**
2013-14 **Marlena Tremba**
2010-11 Kaitlyn Mathieu
2009-10 Emily Correal



Kyra Kaylor '08 honored for breaking the school rebounding record

2008-09 Taysha Pye
2006-07 Tiffany Benson
2005-06 Dani Kell
2003-04 Kyle DeHaven
Kyra Kaylor
Dominique Lewis
2002-03 Kia Butts
2001-02 Ornit Shwartz
2000-01 Jen Sobota
1999-00 Quintina Walker
1997-98 Katie Averyt
1995-96 Yolanda Settles
1992-93 Tara Roberson
1991-92 Marilyn Gayton
1990-91 Rebecca Dayvault
1989-90 Tiffany Williamson
1988-89 Angie Evans
1987-88

CAA All-Tournament Team
2000-01 Jen Sobota
1994-95 Aquendine Khasidis
1993-94 Ashleigh Akens
1992-93 Ashleigh Akens
Aquendine Khasidis

CAA All-Defensive Team
2015-16 **Alex Masaquel**
2014-15 **Abby Rendle**
Jazmen Boone
2013-14 Jazmen Boone
2012-13 Janine Aldridge
2009-10 Tiffany Benson
2008-09 Tiffany Benson
2007-08 Tiffany Benson
2004-05 Kyle DeHaven
2003-04 Kyle DeHaven
1994-95 Aquendine Khasidis
1993-94 Aquendine Khasidis
1992-93 Rebecca Dayvault
1991-92 Tiffany Williamson
1990-91 Tiffany Williamson
1989-90 Tiffany Williamson
1987-88 Debbie Wade

CAA All-Academic Team
2015-16 **Marlena Tremba**
2015-16 **Jenna Green**
2015-16 **Alexandra Masaquel**
2014-15 **Marlena Tremba**
2014-15 Kyla Kerstetter
2013-14 Kyla Kerstetter
2013-14 Jazmen Boone
2012-13 Jaclyn McKenna (1)
2012-13 Kyla Kerstetter (2)
2011-12 Jaclyn McKenna (1)
2010-11 Jaclyn McKenna (1)
Lindsey Moller (HM)
2009-10 Robyn Barton (HM)
Lindsey Moller (HM)

Dani Kell (1)
2008-09 Kyra Kaylor (2)
2007-08 Sarah Stroh (1)
2006-07 Sarah Stroh
2005-06 Sarah Stroh
2003-04 Christin Gethers
1997-98 Julie Sommer
1995-96 Cynthia Martin
1993-94 Cynthia Martin
1990-91 Angie Evans
1989-90 Angie Evans
1988-89 Tracey Cardwell
Angie Evans
1986-87 Karen Jordan

CAA Scholar-Athlete Team
1999-00 Erin Wilmer
1998-99 Nicole Carbo
1998-99 Kate Von Holle
1998-99 Julie Sommer
1998-99 Carrie Conklin
1998-99 Sarah Combs
1989-90 Angie Evans
1988-89 Tracey Cardwell
Angie Evans
1986-87 Lisa Koehl

CAA Legends
2011 Quintina Walker '02
2009 Barb Blosser
2008 Ashleigh Akens Rabe '94
2007 Julie Sommer Leach '99

2006 Jen Sobota '03
2005 Lynn Norenberg Barry '81
2004 Karen Jordan Crist '87
2003 Tiffany Stone '91
2002 Angie Evans Romano '91

CAA 25th Anniversary Team
2009-10 Kyra Kaylor

VaSID Player of the Year
2005-06 Kyra Kaylor

VaSID All-State
2015-16 **Alex Masaquel (2)**
2015-16 **Marlena Tremba (2)**
2012-13 Emily Correal (2)
2009-10 Taysha Pye (2)
2008-09 Tiffany Benson (2)
2007-08 Kyra Kaylor (2)
2006-07 Kyra Kaylor (2)
2005-06 Kyra Kaylor (1)
1995-96 Julie Hamiel (2)
1994-95 Aquendine Khasidas (2)
1993-94 Ashleigh Akens (1)
1992-93 Ashleigh Akens (1)
1990-91 Tiffany Stone (2)
1989-90 Tiffany Stone (2)
1988-89 Tiffany Stone (2)

Richmond Times-Dispatch All-State
2013-14 Kaitlyn Mathieu (HM)
2008-09 Tiffany Benson (2)
2006-07 Kyra Kaylor (1)

VAIAW All-State Team
1981-82 Cheryl Yarbrough
1979-80 Lynn Norenberg
1978-79 Lynn Norenberg
1977-78 Lynn Norenberg
1977-78 Tammy Holder

VAIAW State All-Tournament
1982-83 Karen Thorne
1980-81 Betty Strock
1979-80 Lynn Norenberg
1978-79 Lynn Norenberg
1977-78 Lynn Norenberg

Academic All-District
1998-99 Julie Sommer
1990-91 Angie Evans
1989-90 Angie Evans
1988-89 Angie Evans

IAIAW All-Region 2 Team
1980-81 Lynn Norenberg

W&M Athletic Hall of Fame
1992 Lynn Norenberg Barry '81
Camilla Buchanan '66
1987 Martha Adams '48
1981 Anne Madden '43
Nancy Bloxson '29
1980 Peggy Mann '41
1979 Susan Lamb '45
1978 Agnes Winn Paschall '31
Caroline Sinclair '24
1977 Elizabeth Jackson '34
1976 Pearle Young Reynolds '32
1975 Martha Barksdale '21

CAA Coach of the Year
2005-06 Debbie Taylor '86
1993-94 Trina Thomas

Alumni Association Coach of the Year
2005-06 Debbie Taylor '86

Athletic Education Foundation Outstanding Senior Award
2007-08 Kyra Kaylor
1980-81 Nancy Scott
Lynn Norenberg

Martha Barksdale Award
1985-86 Lisa Koehl
1981-82 Betty Strock
1980-81 Lynn Norenberg

POINTS

Individual			
1.	39	Lynn Norenberg (W&M)	1/15/80
2.	36	Shante Evans (Hofstra)	3/2/11
	36	Jen Brickey (Hofstra)	1/20/02

One Team			
1.	105	Old Dominion	1/1/02
2.	103	Drexel	11/29/86
3.	100	William and Mary	11/27/93
	100	Hofstra	1/8/12

Both Teams			
1.	197	W&M-Hofstra	1/8/12
2.	178	W&M-Hofstra	3/3/81
3.	175	W&M-Hofstra	3/2/11

FIELD GOALS

Individual			
1.	13	Jennie Simms	12/29/15
	13	Tanisha McTiller	1/26/14
	13	Jen Brickey (Hofstra)	1/20/02
	13	Patty Stoffey (LOY)	2/7/94
	13	Pamela Pratt (CSU)	11/29/86
6.	12	Alex Masaquel (W&M)	2/26/16
	12	Sarah Curran (Drexel)	1/10/16

One Team			
1.	44	Hampton	2/29/80
2.	42	Drexel	11/29/86
3.	41	William & Mary	2/16/14
	41	UNC Wilmington	1/10/87
	41	William and Mary	11/23/82

FIELD GOAL ATTEMPTS

Individual			
1.	30	Patty Stoffey (LOY)	2/7/94
2.	29	Taysha Pye (W&M)	1/27/11
3.	26	Taysha Pye (W&M)	2/11/10
	26	Jennie Simms (ODU)	12/29/16

One Team			
1.	95	VCU	3/1/80
2.	91	Liberty	2/29/80
3.	88	William and Mary	1/2/13
4.	86	Hofstra	1/8/12
5.	84	Radford	2/28/80

3-POINT FIELD GOALS

Individual			
1.	7	Kendra Walton (NU)	1/14/10
	7	Courtney Portell (W&M)	12/20/07
	7	Yolanda Settles (W&M)	1/29/93

One Team			
1.	13	William & Mary	2/7/01
	13	William & Mary	12/10/00
3.	12	William & Mary	2/17/06

3-POINT FIELD GOAL ATTEMPTS

Individual			
1.	16	Janine Aldridge (W&M)	12/5/10
	16	Janine Aldridge (W&M)	1/2/13
2.	14	Marlena Tremba	2/13/15
	14	Diana Choibekova (Winthrop)	1/2/13
	14	Laura Kooji (GMU)	1/29/04
	14	Jen Sobota (W&M)	2/16/03

One Team			
1.	38	William & Mary	1/2/13
2.	30	Northeastern	2/15/13
3.	29	William & Mary	1/20/02
	29	William & Mary	1/8/12
	29	Winthrop	1/2/13
5.	28	Five Times	

FREE THROWS MADE

Individual			
1.	17	Elena Delle Donne (UD)	2/13/11
2.	16	Julie Sommer (W&M)	1/3/99
3.	14	Shante Evans (Hofstra)	3/2/11
	14	Taysha Pye (W&M)	2/11/10
	14	Tiffany Williamson (W&M)	2/17/92

One Team			
1.	33	William & Mary	1/3/99
	33	Richmond	2/14/97
3.	32	William & Mary	1/3/02
	32	George Mason	1/21/01
	32	William & Mary	2/22/82

FREE THROW ATTEMPTS

Individual			
1.	19	Elena Delle Donne (UD)	2/13/11
2.	18	Kandice Green (SHU)	12/5/10
	18	Taysha Pye (W&M)	2/15/09
	18	Tiffany Williamson (W&M)	2/17/92
	18	Tiffany Williamson (W&M)	11/29/89

One Team			
1.	45	William & Mary	1/3/99
	45	William & Mary	2/22/82
3.	43	William & Mary	12/6/97

REBOUNDS

Individual			
1.	23	Kandice Green (SHU)	12/5/10
2.	22	Kate Flavin (UR)	12/20/02
3.	21	Emily Correal (W&M)	11/9/12
	21	Ashleigh Akens (W&M)	2/26/92
	21	Tiffany Stope (W&M)	2/15/90
	21	Karen Jordan (W&M)	12/1/84
	21	Janet McGee (W&M)	12/3/80

One Team			
1.	66	William & Mary	2/26/92
	66	Hampton	2/11/82
3.	64	William & Mary	2/6/81

ASSISTS

Individual			
1.	16	Jen Sobota (W&M)	12/10/00
2.	14	Katie Averyt (W&M)	12/20/95
3.	13	Katie Averyt (W&M)	2/7/97

One Team			
1.	28	William & Mary	11/29/14
	28	Drexel	1/16/14
2.	27	William & Mary	2/16/14
	27	Old Dominion	1/1/02
	27	William & Mary	12/10/00
	27	Old Dominion	3/3/96

STEALS

Individual			
1.	10	Ticha Penicheiro (ODU)	3/3/96
2.	9	Kyle Dehaven (W&M)	1/6/05
	9	Kyla Kerstetter (W&M)	2/16/14
3.	8	Jazmen Boone (W&M)	2/27/14
	8	Kyle DeHaven (UD)	1/13/08
	8	Devin James (W&M)	11/29/07
	8	Gail Shelly (JMU)	1/22/93
	8	Heather Harlow (VCU)	12/4/91
	8	Debbie Gray (MSU)	1/13/88

One Team			
1.	24	William & Mary	11/14/12
2.	23	Old Dominion	3/3/96
3.	21	William & Mary	11/28/87
	21	UNC Wilmington	2/10/11

BLOCKS

Individual			
1.	10	Abby Rendle (W&M)	1/22/16
2.	8	Tiffany Benson (W&M)	1/11/09
3.	7	Kasey Curtis (W&M)	1/29/16
	7	Abby Rendle (W&M)	12/28/14
	7	Tiffany Benson (W&M)	11/20/08
	7	Jennifer Brown (JMU)	2/3/08

One Team			
1.	16	William & Mary	1/22/16
	16	James Madison	2/3/08
2.	12	James Madison	2/4/14
4.	10	William & Mary	11/20/08
	10	East Carolina	2/26/92
	10	Hofstra	2/12/16

FEWEST TURNS

One Team			
1.	7	William & Mary	2/7/97
	7	James Madison	3/11/89
3.	8	William & Mary	12/4/08
	8	William & Mary	12/13/03
	8	Delaware	2/17/13

Both Teams			
1.	18	JMU-East Carolina	3/11/89
2.	20	W&M-VCU	1/30/98
3.	21	Radford-Longwood	2/29/80

Entries in Italics are Kaplan Arena Records set by W&M

Current W&M players are in **BOLD**



Lynn Norenberg '81 scored a Kaplan Arena record 39 points on 1/15/80.

RECORD VS. OPPONENTS

2016-17 WILLIAM & MARY BASKETBALL

Opponent	G	Overall	H	A	N	Pct.	Meetings	
							First	Last
Adelphi	5	5-0	2-0	3-0	0-0	1.000	3/10/24	3/3/28
Akron	1	0-1	0-0	0-0	0-1	.000	12/4/87	12/4/87
Alaska-Anchorage	1	1-0	0-0	0-0	1-0	1.000	12/21/94	12/21/94
American	40	14-26	9-11	4-15	1-0	.350	12/8/84	11/25/15
Appalachian State	2	0-2	0-1	0-0	0-1	.000	12/21/84	12/29/93
Army	3	3-0	1-0	0-0	2-0	1.000	1/17/82	1/2/01
Austin Peay	2	2-0	0-0	0-0	2-0	1.000	11/24/90	11/24/12
Averett	2	2-0	1-0	0-0	1-0	1.000	1/22/77	3/2/78
Beaver College	8	1-5-2	1-1	0-4-2	0-0	.250	2/9/29	3/8/52
Bellarmino	1	0-1	0-0	0-1	0-0	.000	3/9/79	3/9/79
Boston Univ.	2	1-1	1-0	0-1	0-0	.500	11/27/94	12/2/95
Bradley	1	0-1	0-0	0-0	0-1	.000	11/26/10	11/26/10
Bridgewater	17	9-8	5-4	3-3	1-1	.529	2/12/54	1/20/84
Brooklyn	2	1-1	1-0	0-0	0-1	.500	12/6/85	2/8/90
Brown	1	0-1	0-1	0-0	0-0	.000	1/4/84	1/4/84
Bryn Mawr	3	2-1	0-0	2-1	0-0	.667	3/11/41	3/6/42
Bucknell	1	1-0	0-0	0-0	1-0	1.000	11/26/82	11/26/82
Buffalo	1	0-1	0-0	0-0	0-1	.000	11/27/10	11/27/10
Butler	2	1-1	0-0	0-0	1-1	.500	11/24/00	11/29/08
C.W. Post	2	0-2	0-0	0-0	0-2	.000	1/29/82	1/29/83
Campbell	2	2-0	1-0	0-0	1-0	1.000	12/3/94	11/9/07
Charleston Southern	2	2-0	1-0	0-0	1-0	1.000	12/18/93	12/31/03
Charlotte	1	0-1	0-1	0-0	0-0	.000	2/10/90	2/10/90
Chicago State	1	1-0	0-0	0-0	1-0	1.000	12/5/87	12/5/87
Chowan	2	2-0	2-0	0-0	0-0	1.000	2/16/26	3/4/69
Christopher Newport	15	12-3	5-2	7-1	0-0	.800	3/1/69	11/29/83
Clemson	2	1-1	0-0	1-1	0-0	.000	1/10/79	12/5/15
Cleveland State	1	1-0	0-0	0-0	1-0	1.000	12/29/02	12/29/02
Clinch Valley	1	0-1	0-0	0-0	0-1	.000	3/4/77	3/4/77
Coastal Carolina	1	1-0	0-0	0-0	1-0	1.000	1/30/81	1/30/81
College of Charleston	16	11-5	8-4	2-2	0-0	.688	3/5/34	2/21/16
Colgate	3	3-0	0-0	0-0	3-0	1.000	12/30/92	11/19/05
Columbia	2	0-2	0-0	0-1	0-1	.000	3/5/37	2/24/39
Coppin State	4	2-2	2-1	0-1	0-0	.500	11/28/86	12/17/95
Cornell	2	1-1	1-0	0-1	0-0	.500	11/11/11	11/30/12
Dartmouth	3	2-1	1-0	1-1	0-0	.667	12/18/81	12/28/99
Davidson	5	4-1	3-0	1-1	0-0	.800	1/11/94	11/19/10
Davis & Elkins	1	0-1	0-0	0-1	0-0	.000	1/14/84	1/14/84
Delaware	27	6-21	3-10	3-9	0-2	.222	12/6/80	2/14/16
Delaware State	5	5-0	2-0	3-0	0-0	1.000	1/6/94	12/1/15
Drexel	36	14-22	4-11	7-10	3-1	.389	3/5/27	2/28/16
Duke	4	0-4	0-1	0-2	0-1	.000	11/24/84	11/18/00
Duquesne	2	1-1	0-1	1-0	0-0	.500	1/2/07	12/20/07
East Carolina	44	11-33	8-12	3-17	0-4	.250	2/23/35	11/15/13
East Tennessee St.	2	1-1	1-0	0-1	0-0	.500	11/28/87	12/2/89
Eastern Mennonite	3	2-1	1-0	1-1	0-0	.667	2/4/77	2/9/79
Elizabeth City St.	1	1-0	1-0	0-0	0-0	1.000	12/30/11	12/30/11
Elon	8	3-5	2-2	1-3	0-0	.375	11/25/98	3/2/16
Emory & Henry	3	2-1	0-1	0-0	2-0	.667	2/23/74	3/1/79
Fairfax Hall	2	1-1	1-1	0-0	0-0	.500	2/22/41	2/22/41
Florida	1	0-1	0-0	0-0	0-1	.000	11/23/90	11/23/90
FIU	1	0-1	0-0	0-1	0-0	.000	12/28/98	12/28/98
Fort Bragg	19	7-11-1	4-6-1	2-5	1-0	.395	1/9/21	1/28/83
Francis Marion	2	0-2	0-0	0-1	0-1	.000	3/8/79	1/27/83
Furman	2	1-1	0-0	0-0	1-1	.500	12/30/88	12/29/95
Gardner-Webb	3	3-0	2-0	1-0	0-0	1.000	11/21/00	12/6/02
George Mason	72	23-50	14-19	6-28	0-0	.320	2/3/77	3/6/13
George Washington	20	10-10	5-3	4-7	1-0	.500	1/11/23	11/18/13
Georgetown	5	1-4	1-1	0-3	0-0	.200	1/28/87	2/9/91
Georgia Southern	1	0-1	0-0	0-1	0-0	.000	11/26/83	11/26/83
Grambling St.	1	1-0	1-0	0-0	0-0	.000	11/16/15	11/16/15
Green Bay	0	0-1	0-0	0-0	0-1	.000	11/30/13	11/30/13
Hampton	21	11-10	8-2	2-7	1-1	.524	11/22/77	11/19/09
Harvard	3	1-2	1-0	0-2	0-0	.333	11/27/82	11/26/94
High Point	8	2-6	1-2	1-2	0-2	.250	1/31/81	11/23/14
Hofstra	36	9-29-1	6-8	1-14-1	2-6	.250	2/27/39	2/12/15
Hollins	2	0-2	0-0	0-0	0-2	.000	3/3/72	3/3/72
Houston	1	0-1	0-0	0-0	0-1	.000	12/4/93	12/4/93
Howard	8	5-3	3-1	1-1	1-1	.625	12/4/90	12/4/08
Hunter College	1	1-0	0-0	1-0	0-0	1.000	3/8/36	3/8/36
Immaculata	1	0-1	0-1	0-0	0-0	.000	1/8/66	1/8/66
Indiana State	1	0-1	0-0	0-0	0-1	.000	12/18/04	12/18/04

Opponent	G	Overall	H	A	N	Pct.	Meetings	
							First	Last
Iona	2	1-1	1-0	0-0	0-1	.500	12/2/01	12/28/07
Iowa	1	0-1	0-0	0-1	0-0	.000	11/24/09	11/24/09
Iowa State	1	0-1	0-0	0-1	0-0	.000	12/29/13	12/29/13
James Madison	82	16-67	11-30	4-34	1-3	.185	2/27/26	2/19/16
Kentucky	1	0-1	0-0	0-1	0-0	.000	12/4/07	12/4/07
Lafayette	5	1-4	0-2	1-2	0-0	.200	2/6/84	11/27/96
La Salle	2	0-2	0-1	0-1	0-0	.000	12/5/13	12/6/14
Lehigh	3	1-2	0-0	0-2	1-0	.333	1/3/86	11/28/99
Lenoir-Rhyne	2	0-2	0-0	0-0	0-2	.000	2/1/80	1/29/81
Liberty	18	11-7	6-3	4-4	1-0	.611	1/27/79	11/26/05
Long Beach St.	1	0-1	0-0	0-0	0-1	.000	12/28/00	12/28/00
Long Island	0	0-1	0-0	0-1	0-0	.000	12/19/12	12/19/12
Longwood	59	20-38-1	13-21	7-17-1	0-0	.339	2/28/31	11/29/14
Louisville	1	0-1	0-0	0-0	0-1	.000	11/24/01	11/24/01
Loyola (MD)	10	7-3	4-2	3-1	0-0	.667	1/5/85	11/23/16
Lynchburg	14	6-8	3-2	3-6	0-0	.429	2/12/26	2/13/76
Maine	4	1-3	1-1	0-2	0-0	.250	12/29/87	12/21/14
Manhattan	2	0-2	0-1	0-0	0-1	.000	1/5/87	12/29/92
Manhattanville	9	4-5	1-0	3-5	0-0	.444	3/7/36	3/1/52
Marist	1	0-1	0-0	0-0	0-1	.000	11/25/89	11/25/89
Marquette	1	0-1	0-0	0-1	0-0	.000	11/26/07	11/26/07
Mary Baldwin	2	2-0	1-0	1-0	0-0	1.000	1/21/77	12/3/77
Mary Washington	29	23-6	16-2	7-4	0-0	.793	2/13/21	2/24/84
Maryland	1	0-1	0-0	0-1	0-0	.000	12/28/94	12/28/94
Massachusetts	3	2-1	0-0	0-0	2-1	.750	12/30/87	12/1/14
Miami (FL)	1	0-1	0-0	0-1	0-0	.000	12/28/02	12/28/02
Monmouth	2	0-2	0-1	0-1	0-0	.000	1/8/97	12/6/97
Montclair	5	3-2	1-2	1-0	1-0	.600	3/6/33	1/7/85
Morgan State	2	1-1	1-0	0-0	0-1	.500	1/13/88	11/14/08
Mount St. Mary's	11	4-7	2-3	2-3	0-1	.363	1/12/89	11/13/15
NJIT	1	1-0	0-0	0-0	1-0	1.000	12/30/08	12/30/08
Navy	14	5-8	3-5	0-0	1-0	.357	2/23/80	12/4/12
New Hampshire	1	0-1	0-0	0-0	0-1	.000	12/31/88	12/31/88
New Mexico	2	0-2	0-0	0-2	0-0	.000	11/29/02	11/28/08
New Orleans	1	1-0	0-0	1-0	0-0	1.000	11/28/97	11/28/97
NYU	14	9-5	5-0	4-5	0-0	.643	3/6/26	3/7/47
Niagara	1	1-0	0-0	0-0	1-0	1.000	1/13/84	1/13/84
Norfolk State	20	13-7	7-3	6-4	0-0	.650	12/11/73	12/3/15
North Carolina	4	0-4	0-2	0-2	0-0	.000	1/4/79	11/23/96
North Carolina A&T	4	2-2	1-1	1-1	0-0	.500	12/15/11	11/21/14
North Texas	1	1-0	1-0	0-0	0-0	1.000	11/19/06	11/19/06
Northeastern	17	8-9	6-2	2-7	0-0	.471	2/10/06	1/31/16
Notre Dame (MD)	22	14-8	5-5	9-3	0-0	.636	2/13/37	3/8/63
Oklahoma State	1	0-1	0-0	0-0	0-1	.000	12/28/95	12/28/95
Old Dominion	91	20-71	17-32	3-37	0-2	.220	3/25/31	12/29/15
Penn	4	3-1	1-0	1-1	1-0	.750	3/7/24	11/10/07
Pepperdine	1	0-1	0-0	0-1	0-0	.000	11/23/01	11/23/01
Pittsburgh	4	1-3	0-1	1-1	0-1	.250	12/30/90	11/11/12
Princeton	4	2-2	0-1	0-1	2-0	.500	12/1/79	12/20/92
Providence	1	0-1	0-0	0-0	0-1	.000	12/19/94	12/19/94
Queens	1	0-1	0-0	0-1	0-0	.000	11/29/85	11/29/85
Radford	22	7-15	5-4	2-9	0-2	.318	2/3/78	12/2/14
Randolph-Macon	15	12-3	7-0	4-2	1-1	.800	3/2/72	1/18/88
Rhode Island	1	0-1	0-0	0-1	0-0	.000	11/28/03	11/28/03
Rice	1	0-1	0-0	0-0	0-1	.000	11/25/83	11/25/83
Richmond	109	25-83-1	11-38-1	13-41	1-4	.229	2/24/20	11/20/15
Roanoke	9	7-2	3-0	3-2	1-0	.778	2/12/49	3/5/77
SW Louisiana	1	1-0	0-0	0-0	1-0	1.000	12/29/88	12/29/88
Saint Louis	1	1-0	0-0	0-0	1-0	1.000	12/28/13	12/28/13
San Francisco	2	0-2	0-0	0-1	0-1	.000	12/5/92	11/26/04
Seattle	1	1-0	0-0	1-0	0-0	1.000	11/28/09	11/28/09
Seton Hall	2	1-1	0-1	1-0	0-0	.500	12/5/10	12/21/11
Shepherd	1	1-0	1-0	0-0	0-0	1.000	3/7/39	3/7/39
South Alabama	1	1-0	0-0	0-0	1-0	1.000	11/27/09	11/27/09
South Carolina	1	1-0	1-0	0-0	0-0	1.000	2/16/25	2/16/25
S.C. State	1	0-1	0-0	0-0	0-1	.000	1/31/80	1/31/80
USC Upstate	1	0-0	0-0	0-0	0-0	.000	11/22/16	1/22/16
South Florida	1	0-1	0-0	0-1	0-0	.000	12/19/04	12/19/04
Southern	1	1-0	0-0	0-0	1-0	1.000	12/21/09	12/21/09
St. Bonaventure	1	1-0	1-0	0-0	0-0	1.000	1/9/93	1/9/93

Opponent	G	Overall	H	A	N	Pct.	Meetings	
							First	Last
St. John's	1	0-0	0-0	0-0	0-0	-	11/13/16	11/13/16
St. Joseph's	1	0-1	0-0	0-1	0-0	.000	11/29/91	11/29/91
St. Peter's	1	1-0	0-0	1-0	0-0	1.000	12/29/08	12/29/08
Swarthmore	14	6-7-1	0-0	6-7-1	0-0	.464	1/12/23	3/9/63
Sweet Briar	39	26-13	16-7	9-6	1-0	.667	3/4/22	2/22/73
TCU	1	0-1	0-0	0-0	0-1	.000	11/29/97	11/29/97
Temple	6	3-3	1-1	1-2	1-0	.500	2/9/24	11/30/95
Tennessee Tech	1	0-1	0-0	0-0	0-1	.000	3/8/74	3/8/74
Texas- San Antonio	1	0-1	0-0	0-1	0-0	.000	11/25/12	11/25/12
Towson	27	16-11	7-5	8-5	1-1	.592	1/28/91	3/9/16
Tulane	1	0-1	0-0	0-1	0-0	.000	12/27/00	12/27/00
UAB	1	0-1	0-0	0-0	0-1	.000	1/11/79	1/11/79
UC Irvine	2	1-1	0-0	0-0	1-1	.500	11/30/02	12/29/07
UC Riverside	1	0-1	0-0	0-0	0-1	.000	11/27/04	11/27/04
UMBC	5	2-3	1-0	0-3	1-0	.400	11/20/82	1/3/96
UMES	3	2-1	1-0	0-1	1-0	.667	11/26/88	12/0/93
UNC Asheville	3	2-1	0-1	2-0	0-0	.667	12/2/00	11/15/08
UNC Greensboro	3	0-3	0-1	0-2	0-0	.000	1/14/83	1/19/89
UNC Wilmington	64	33-31	20-11	11-20	1-1	.516	1/28/82	2/7/16
Upsala	2	2-0	1-0	1-0	0-0	1.000	3/7/33	2/21/41
Ursinus	4	0-3-1	0-3-1	0-0	0-0	.125	2/28/42	3/5/66
VCU	120	39-81	24-39	14-38	1-4	.325	3/18/22	12/21/15
Vanderbilt	1	0-1	0-0	0-1	0-0	.000	12/30/05	12/30/05
Vermont	1	0-1	0-1	0-0	0-0	.000	12/7/03	12/7/03
Virginia	12	1-11	1-5	0-6	0-0	.083	2/22/72	12/2/99
Virginia State	7	3-4	2-1	1-3	0-0	.429	2/5/74	3/3/79
Virginia Tech	19	4-15	0-8	2-6	2-1	.211	3/2/73	11/21/11
Virginia Union	1	1-0	1-0	0-0	0-0	1.000	11/14/12	11/14/12
Virginia Wesleyan	11	10-1	6-0	4-1	0-0	.909	1/19/78	12/9/88
Wagner	1	0-1	0-0	0-0	0-1	.000	11/27/99	11/27/99
Wake Forest	5	0-5	0-2	0-3	0-0	.000	11/28/81	11/21/10
Wingate	2	2-0	1-0	1-0	0-0	1.000	12/5/96	11/22/97
Winthrop	7	5-2	3-1	2-0	0-0	.714	11/27/87	11/23/14
Wisconsin	1	0-1	0-0	0-1	0-0	.000	11/14/10	11/14/10
Wofford	2	2-0	1-0	1-0	0-0	1.000	12/18/14	12/3/15
Xavier	1	0-1	0-0	0-1	0-0	.000	3/19/15	3/19/15
Yale	1	1-0	1-0	0-0	0-0	1.000	1/9/84	1/9/84



Quintina Walker '02



Tiffany Stone '91

2016-17 Opponents in ***Bold Italics***

W&M ALL-TIME COACHING RECORDS

Coach	First Year	Last Year	Years	W-L-T	Pct.	Conf.	Pct.
Ed Swanson	2013-14	Present	3	38-52	.422	20-32	.384
Debbie Taylor	1999-00	2012-13	14	146-265	.355	73-175	.294
Trina Patterson	1991-92	1998-99	8	92-128	.418	38-82	.317
Patrick Megel	1986-87	1990-91	5	38-97	.281	12-49	.197
Barbara Wetters	1978-79	1985-86	8	84-137	.380	6-22	.214
Eloise Jacobs	1976-77	1977-78	2	24-16	.600	--	--
Pat Crowe	1970-71	1975-76	6	35-40	.467	--	--
Pat Crowe	1967-68	1968-69	2	8-7	.533	--	--
Pat Crowe	1965-66	1965-66	1	1-5	.167	--	--
			9	44-52	.458	--	--
Ann Lambert	1969-70	1969-70	1	3-9	.250	--	--
Marion Reeder	1966-67	1966-67	1	3-2	.600	--	--
Frances Rucker	1962-63	1964-65	3	10-17	.370	--	--
Martha Barksdale	1924-25	1961-62	38	133-146-9	.477	--	--
Thelma Brown	1921-22	1923-24	3	13-4	.765	--	--
Ruth Shaughnessy	1919-20	1920-21	2	1-3	.250	--	--
	1919-20	Present	95	614-913-9	.403	143-348	.291

All-Time Home Record: 345-360-4

All-Time Kaplan Arena Record: 213-243-0

All-Time Away Record: 219-475-5

All-Time Neutral Record: 63-81-0

YEAR-BY-YEAR RESULTS

1919-20 Overall 0-1

2/24/20 at Westhampton L 10-34

1920-21 Overall 1-2

1/9/21 HAMPTON HIGH (OT) W 15-12
2/12/21 at Richmond YWCA L 8-84
2/13/21 at Fredericksburg Normal L 9-46

1921-22 Overall 3-0

2/18/22 GREAT BRIDGE HS W 26-11
3/4/22 at Sweet Briar W 29-25
3/18/22 SOCIAL SERVICES W 62-7

1922-23 Overall 5-0

1/11/23 at George Washington W 33-17
1/12/23 at Swarthmore W 40-36
2/10/23 WESTHAMPTON W 24-21
2/19/23 SWEET BRIAR W 34-26
3/3/23 GEORGE WASHINGTON W 35-8

1923-24 Overall 5-4

1/26/24 RICHMOND FED W 29-11
2/2/24 GEORGE WASHINGTON W 19-10
2/9/24 TEMPLE L 25-38
2/16/24 at Sweet Briar L 24-30
2/23/24 at Westhampton L 17-21
3/7/24 at Pennsylvania W 25-15
3/8/24 at Temple L 16-24
3/10/24 at Adelphi W 32-29
3/11/24 at George Washington W 25-23

1924-25 Overall 4-3-1

2/14/25 SWEET BRIAR W 32-25
2/16/25 SOUTH CAROLINA W 31-15
2/20/25 GEORGE WASHINGTON W 46-37
2/21/25 ADELPHI W 51-32
2/28/25 WESTHAMPTON T 31-31
3/5/25 at Fredericksburg Normal L 18-32
3/7/25 at Temple L
3/9/25 at George Washington L

1925-26 Overall 9-1

2/6/26 GEORGE WASHINGTON W 29-14
2/12/26 at Lynchburg W 37-33
2/13/26 vs. Sweet Briar 1 W 25-21
2/16/26 CHOWAN W 48-8
2/20/26 TEMPLE W 27-16
2/23/26 FREDERICKSBURG ST. W 34-26
2/27/26 HARRISONBURG TEACHERS W 23-21
3/6/26 at New York University W 38-10
3/8/26 at Savage School of PE L 19-34
3/9/26 at Adelphi W 39-17
1 - Lynchburg, Va.

1926-27 Overall 7-0

2/12/27 ADELPHI W 49-21
2/15/27 at Westhampton W 49-16
2/19/27 SWEET BRIAR W 43-14
2/21/27 NYU W 47-15
3/4/27 at Temple W 27-19
3/5/27 at Drexel W 34-10
3/7/27 at George Washington W 31-13

1927-28 Overall 6-0

2/4/28 MCV W 37-10
2/11/28 at Sweet Briar W 34-20
2/18/28 LYNCHBURG W 34-23
3/3/28 at Adelphi W 26-15
3/5/28 at New York U. W 30-28
3/17/28 GEORGE WASHINGTON W 29-26

1928-29 Overall 6-0

2/9/29 BEAVER COLLEGE W 30-19
2/16/29 SWEET BRIAR W 26-14
2/23/29 SAVAGE SCH. OF PE W 22-16
3/9/29 at George Washington W 33-18
3/11/29 at Drexel W 34-16
3/16/29 FREDERICKSBURG ST. W 36-34

1929-30 Overall 2-3

2/15/30 at Sweet Briar W 24-19
2/22/30 GEORGE WASHINGTON L 18-27
3/1/30 at Beaver College L 11-27
3/3/30 at Savage School of PE L 10-29
3/4/30 at New York U. W 29-19

1930-31 Overall 6-2

2/7/31 NEW YORK U. W 33-5
2/14/31 SWEET BRIAR W 27-22
2/17/31 FREDERICKSBURG ST. W 39-19
2/28/31 at Farmville Teachers L 9-38
3/14/31 at Fredericksburg State W 38-14
3/14/31 RICHMOND DIVISION W 30-15
3/16/31 at Savage School of PE L 18-35
3/25/31 NORFOLK DIVISION W 50-8

1931-32 Overall 5-1

2/13/32 at Sweet Briar W 34-21
2/13/32 RICHMOND DIVISION W 24-12
2/20/32 NORFOLK DIVISION W 30-22
2/22/32 SAVAGE SCH. OF PE W 18-16
2/26/32 FARMVILLE TEACHERS L 17-20
3/5/32 at Swarthmore W 26-25

1932-33 Overall 3-2

2/18/33 SWEET BRIAR W 18-17
2/25/33 at Farmville Teachers L 13-27
3/3/33 at Savage School of PE L 13-23
3/6/33 vs. Panzer School of PE 1 W 23-18
3/7/33 at Upsala W 57-14
1 - East Orange, N.J.

1933-34 Overall 9-1

2/3/34 RICHMOND DIVISION W 31-30
2/16/34 NORFOLK DIVISION W 27-7
2/17/34 at Farmville Teachers W 23-17
2/19/34 at Sweet Briar W 35-21
2/24/34 PANZER SCH. OF PE L 27-30
2/27/34 at St. Catherine's W 23-20
2/27/34 at Richmond Division W 28-23
3/5/34 COL. OF CHARLESTON W 47-23
3/7/34 at Norfolk Division W 40-38
3/10/34 SAVAGE SCH. OF PE W 30-27

1934-35 Overall 4-4-1

2/9/35 RICHMOND DIVISION L 16-23
2/16/35 SWEET BRIAR W 18-17
2/16/35 RICHMOND DIVISION W 31-20
2/22/35 FARMVILLE TEACHERS W 26-17
2/22/35 ST. CATHERINE'S L 21-26
2/23/35 EAST CAROLINA TEACHERS T 25-25
3/1/35 at New York U. L 17-21
3/2/35 at Panzer School of PE W 43-17
3/3/35 at Beaver L 23-26

1935-36 Overall 1-3-1

2/15/36 NORFOLK DIVISION L 30-36
2/25/36 COL. OF CHARLESTON L 31-44
3/6/36 at Beaver College T 22-22
3/7/36 at Manhattanville L 22-29
3/8/36 at Hunter College W 28-18

1936-37 Overall 6-6

2/6/37 NORFOLK DIVISION W 47-19
2/6/37 RICHMOND DIVISION W 34-23
2/13/37 NOTRE DAME (MD.) W 26-16
2/19/37 FARMVILLE TEACHERS L 19-20
2/20/37 SWEET BRIAR W 49-31
2/24/37 at Richmond Division L 21-23
2/24/37 at St. Catherine's School L 16-40
2/25/37 at Matthew Whaley HS W 60-32
2/26/37 at Notre Dame (Md.) W 37-14
2/27/37 at Manhattanville L 15-47
3/5/37 COLUMBIA L 28-42
3/6/37 BEAVER L 36-41

1937-38 Overall 6-5

1/15/38 NORFOLK DIVISION L 38-40
1/15/38 RICHMOND DIVISION W 33-25
1/21/38 at Norfolk Division L 15-31
1/26/38 at Richmond Division L 22-27
2/18/38 at Farmville Teachers L 17-29
2/19/38 at Sweet Briar L 17-18
2/24/38 COL. OF CHARLESTON W 20-14
2/24/38 COL. OF CHARLESTON W 50-29
2/26/38 NOTRE DAME (MD.) W 57-25
3/11/38 MARY WASHINGTON W 43-19
3/11/38 MARY WASHINGTON W 30-29

1938-39 Overall 5-4-1

1/14/39 NORFOLK DIVISION L 19-28
1/14/39 RICHMOND DIVISION L 18-61
2/11/39 COL. OF CHARLESTON W 52-49
2/16/39 FARMVILLE TEACHERS L 25-32
2/18/39 SWEET BRIAR W 30-16
2/24/39 at Columbia L 15-16
2/25/39 at Manhattanville W 35-25
2/27/39 at Hofstra T 14-14
3/4/39 PANZER SCH. OF PE W 31-13
3/7/39 SHEPHERD W 22-11

1939-40 Overall 1-6

2/3/40 NORFOLK DIVISION L 23-31
2/7/40 at St. Catherine's L 12-25
2/17/40 HOFSTRA L 24-31
2/20/40 at Norfolk Division L 4-32
2/22/40 FARMVILLE TEACHERS L 14-32
2/23/40 SWEET BRIAR W 13-8
FAIRFAX HALL L 16-17

1940-41 Overall 2-7

2/8/41 RICHMOND DIVISION L 16-34
2/8/41 NORFOLK DIVISION L 25-27
2/21/41 UPSALA W 30-20
2/22/41 FAIRFAX HALL W 27-18
2/22/41 SWEET BRIAR L 15-16
3/1/41 MADISON L 21-23
3/8/41 at Manhattanville L 14-25
3/10/41 at Hofstra L 7-17
3/11/41 at Bryn Mawr L 34-39

1941-42 Overall 4-9

2/7/42 NORFOLK DIVISION W 30-27
2/7/42 COL. OF CHARLESTON W 18-7
2/7/42 RICHMOND DIVISION L 16-38
2/15/42 at St. Catherine's L 4-23
2/15/42 at Richmond Division L 23-26
2/17/42 at Madison L 8-32
2/18/42 at Sweet Briar L 15-30
2/22/42 WESTHAMPTON W 22-16
2/27/42 FARMVILLE TEACHERS L 25-42
2/28/42 URSINUS L 18-42
3/6/42 at Bryn Mawr W 19-17
3/7/42 at Swarthmore L 10-41
3/9/42 at Manhattanville L 12-17

1942-43 Overall 2-3

SWEET BRIAR L
MADISON L
at Bryn Mawr W
at Swarthmore L
at Manhattanville W

1943-44 World War II

1944-45 Overall 1-2

2/28/45 at Westhampton L 26-51
3/6/45 FARMVILLE TEACHERS L 19-22
NORFOLK DIVISION W

1945-46 Overall 2-6

2/9/46 NORFOLK DIVISION W 28-26
2/15/46 at Farmville Teachers L 15-34
2/16/46 at Sweet Briar L 23-26

2/21/46	RICHMOND DIVISION	L	27-44
2/22/46	at Beaver	L	31-43
2/23/46	at Notre Dame (Md.)	W	36-19
3/1/46	at St. Catherine's School	L	19-43
3/2/46	WESTHAMPTON	L	18-22

1946-47

Overall 1-9

2/8/47	RICHMOND CLUB	L	16-26
2/12/47	NORFOLK DIVISION	L	16-22
2/15/47	SWEET BRIAR	L	10-29
2/19/47	at Westhampton	L	21-30
2/19/47	at Westhampton	L	18-31
2/27/47	RPI	L	24-31
2/28/47	FARMVILLE TEACHERS	L	5-23
3/1/47	NOTRE DAME (MD.)	L	16-18
3/7/47	at New York U.	W	36-35
3/8/47	at Manhattanville	L	17-34

1947-48

Overall 1-3

2/7/48	RPI	L	24-35
2/7/48	NORFOLK DIVISION	W	16-15
2/14/48	WESTHAMPTON	L	25-42
2/27/48	RICHMOND CLUB	L	8-24

1948-49

Overall 2-4

2/5/49	ST. JAMES CLUB	L	3-49
2/12/49	ROANOKE	W	35-24
2/19/49	SWEET BRIAR	W	35-26
2/26/49	COL. OF CHARLESTON	L	25-30
2/26/49	NORFOLK DIVISION	L	19-34
3/5/49	at Westhampton	L	18-40

1949-50

Overall 2-5-1

1/14/50	ST. JAMES CLUB	L	31-37
2/4/50	NOTRE DAME (MD.)	L	27-35
2/10/50	RPI	W	43-30
2/16/50	at Sweet Briar	W	31-24
2/25/50	WESTHAMPTON	L	29-59
2/25/50	WESTHAMPTON	L	28-53
3/4/50	URSINUS	T	27-27
3/11/50	at Beaver	L	20-44

1950-51

Overall 3-6-1

2/9/51	SAINT JOSEPH'S VILLA	T	24-24
2/10/51	ST. JAMES CLUB	L	38-45
2/14/51	at Norfolk Division	L	28-47
2/17/51	SWEET BRIAR	W	46-36
2/24/51	at Westhampton	L	26-50
2/24/51	at Westhampton	L	29-43
3/3/51	COL. OF CHARLESTON	L	36-44
3/7/51	NORFOLK DIVISION	L	34-44
3/9/51	at Manhattanville	W	39-28
3/10/51	at Notre Dame (Md.)	W	63-42

1951-52

Overall 5-2-2

2/9/52	at Longwood	T	45-45
2/13/52	NORFOLK DIVISION	W	69-50
2/16/52	at Sweet Briar	W	56-30
2/16/52	at Sweet Briar	L	37-41
2/23/52	WESTHAMPTON	L	39-46
2/27/52	at Norfolk Division	W	61-39
3/1/52	MANHATTANVILLE	W	58-34
3/8/52	at Beaver	T	53-53
3/10/52	at Swarthmore	W	66-44

1952-53

Overall 2-7

12/17/52	at RPI	L	36-40
12/17/52	at RPI	L	18-32
2/14/53	SWEET BRIAR	W	45-40
2/14/53	SWEET BRIAR	L	28-37
2/21/53	at Westhampton	L	29-45
2/25/53	RPI	L	56-71
2/25/53	RPI	L	36-56
3/6/53	at Notre Dame (Md.)	W	50-41
3/7/53	at Swarthmore	L	55-60

1953-54

Overall 5-4

12/16/53	at RPI	L	27-38
12/16/53	at RPI	W	42-22

2/6/54	NOTRE DAME (MD.)	W	45-22
2/12/54	BRIDGEWATER	W	38-23
2/20/54	at Sweet Briar	W	61-53
2/23/54	NORFOLK DIVISION	W	64-57
2/27/54	WESTHAMPTON	L	35-59
2/27/54	WESTHAMPTON	L	15-39
3/13/54	at Swarthmore	L	40-57

1954-55

Overall 3-3

1/10/55	NORFOLK DIVISION	W	53-43
2/11/55	at Norfolk Division	L	48-62
2/19/55	at Notre Dame (Md.)	W	
2/19/55	at Notre Dame (Md.)	W	49-9
2/26/55	at Westhampton	L	36-37
2/26/55	at Westhampton	L	35-54

1955-56

Overall 4-7-1

1/14/56	SWEET BRIAR	W	51-50
1/14/56	SWEET BRIAR	L	30-63
2/10/56	at RPI	W	46-39
2/18/56	WESTHAMPTON	L	40-45
2/18/56	WESTHAMPTON	L	27-33
2/24/56	at Notre Dame (Md.)	W	
2/24/56	at Notre Dame (Md.)	W	
2/25/56	at Swarthmore	L	27-59
2/25/56	at Swarthmore	T	21-21
3/3/56	LONGWOOD	L	38-41
3/3/56	LONGWOOD	L	26-43
3/7/56	RPI	L	47-51

1956-57

Overall 1-5

1/19/57	NOTRE DAME (MD.)	L	31-56
1/19/57	NOTRE DAME (MD.)	W	48-17
2/12/57	at Westhampton	L	28-48
2/22/57	at Longwood	L	
2/23/57	at Sweet Briar	L	
3/2/57	URSINUS	L	39-82

1957-58

Overall 7-5

1/8/58	RPI	W	48-39
1/5/58	RPI	W	41-30
1/11/58	BRIDGEWATER	L	38-57
2/8/58	SWEET BRIAR	L	45-73
2/8/58	SWEET BRIAR	W	
2/14/58	at Notre Dame (Md.)	L	32-36
2/14/58	at Notre Dame (Md.)	W	26-17
2/15/58	at Swarthmore	W	46-39
2/15/58	at Swarthmore	W	35-15
2/22/58	WESTHAMPTON	W	42-39
3/1/58	LONGWOOD	L	43-55
3/1/58	LONGWOOD	L	36-49

1958-59

Overall 4-3

12/13/58	MARY WASHINGTON	W	53-35
12/13/58	MARY WASHINGTON	W	26-19
1/10/59	NOTRE DAME (MD.)	L	37-47
1/10/59	NOTRE DAME (MD.)	W	42-19
2/7/59	at RPI	W	38-33
2/24/59	at Westhampton	L	58-76
2/28/59	LONGWOOD	L	33-62

1959-60

Overall 0-7

	at Mary Washington	L	
	at Longwood	L	
	WESTHAMPTON	L	18-51
	RPI	L	
	at Bridgewater	L	
3/11/60	at Notre Dame (Md.)	L	
3/12/60	at Swarthmore	L	

1960-61

Overall 2-4

1/14/61	at RPI	W	42-27
1/14/61	at MCV	L	19-33
2/18/61	at Westhampton	L	33-62
2/18/61	at Westhampton	L	20-33
2/22/61	RPI	W	45-43
2/25/61	BRIDGEWATER	L	43-78

1961-62

Overall 0-4

2/24/62	WESTHAMPTON	L	28-50
3/9/62	at Lynchburg	L	
3/10/62	at Longwood	L	
3/17/62	NOTRE DAME (MD.)	L	

1962-63

Overall 3-9

1/12/63	BRIDGEWATER	L	36-74
2/9/63	at Roanoke	L	49-50
2/9/63	at Roanoke	W	34-24
2/16/63	MARY WASHINGTON	L	34-43
2/16/63	MARY WASHINGTON	L	33-43
2/20/63	LONGWOOD	L	43-58
2/20/63	LONGWOOD	L	39-40
2/23/63	at Westhampton	L	18-56
2/23/63	at Westhampton	W	33-25
3/8/63	at Notre Dame (Md.)	L	36-43
3/9/63	at Swarthmore	W	55-32
3/9/63	at Swarthmore	L	42-44

1963-64

Overall 3-5

12/11/63	FORT EUSTIS	W	62-16
2/21/64	at Mary Washington	W	29-21
2/21/64	at Mary Washington	W	22-14
2/22/64	at Lynchburg	L	42-63
2/22/64	at Lynchburg	L	37-38
2/26/64	at Longwood	L	31-43
2/26/64	at Longwood	L	40-59
2/28/64	WESTHAMPTON	L	38-40

1964-65

Overall 4-3

12/12/64	ROANOKE	W	44-39
12/12/64	ROANOKE	W	
1/16/65	BRIDGEWATER	L	
2/6/65	LONGWOOD	L	
2/19/65	LYNCHBURG	W	49-37
2/20/65	MARY WASHINGTON	W	44-16
2/26/65	at Westhampton	L	36-38

1965-66

Overall 1-5

	at Roanoke	L	
	at Bridgewater	L	
1/8/66	IMMACULATA	L	42-48
2/18/66	at Lynchburg	W	
2/19/66	at Westhampton	L	32-43
3/5/66	URSINUS	L	15-34

1966-67

Overall 3-2

12/10/66	LYNCHBURG	L	29-47
1/7/67	BRIDGEWATER	W	47-39
1/11/67	at Westhampton	L	38-42
2/21/67	OLD DOMINION	W	58-44
2/24/67	at Roanoke	W	64-39

1967-68

Overall 3-4

1/10/68	OLD DOMINION	L	35-59
2/10/68	RPI	L	41-49
2/14/68	at Old Dominion	W	50-42
2/16/68	at Lynchburg	L	39-71
2/21/68	MARY WASHINGTON	W	41-22
2/24/68	LONGWOOD	W	33-29
2/28/68	WESTHAMPTON	L	36-41

1968-69

Overall 5-3

12/11/68	at Mary Washington	W	74-32
1/9/69	at RPI	L	42-47
2/14/69	at Old Dominion	L	31-60
2/21/69	OLD DOMINION	L	51-59
2/25/69	at Longwood	W	43-31
3/1/69	CHRIS. NEWPORT	W	62-26
3/4/69	CHOWAN	W	47-22
3/7/69	at Westhampton	W	45-35

YEAR-BY-YEAR RESULTS

1969-70

Overall 3-9

	at Lynchburg	L	35-63
	VCU	L	25-45
	at Chris. Newport	W	45-25
2/21/70	JAMES MADISON	L	28-44
	WESTHAMPTON	L	18-44
	MARY WASHINGTON	W	51-35
	LONGWOOD	L	15-59
	at VCU	L	35-53
	at Old Dominion	L	22-62
	at Westhampton	W	26-25
	vs. Hollins 1	L	30-35
	vs. Radford 1	L	32-46

1 - Sports Day, Richmond, Va.

1970-71

Overall 0-9

12/8/70	LYNCHBURG	L	
12/15/70	VCU	L	
2/9/71	CHRIS. NEWPORT	L	
2/11/71	VCU	L	
2/18/71	SWEET BRIAR	L	
2/20/71	LONGWOOD	L	24-60
2/24/71	at Mary Washington	L	28-40
2/26/71	at Westhampton	L	18-70
3/2/71	at Christopher Newport	L	

1971-72

Overall 5-5

12/14/71	VCU	L	
2/4/72	at VCU (OT)	L	35-39
2/9/72	CHRIS. NEWPORT	W	47-14
2/11/72	WESTHAMPTON	W	40-26
2/16/72	MARY WASHINGTON	W	47-23
2/22/72	VIRGINIA	L	38-41
2/25/72	at Sweet Briar	W	38-29
2/29/72	at Christopher Newport	W	35-24
3/2/72	vs. Randolph-Macon 1	L	
3/3/72	vs. Hollins 1	L	

1 - VFISW State Tournament, Richmond, Va.

1972-73

Overall 5-7

12/12/72	at VCU	L	38-57
2/2/73	VCU	L	45-66
2/7/73	at Westhampton	W	48-40
2/9/73	at Randolph-Macon	L	35-64
2/10/73	at Lynchburg	L	47-70
2/14/73	at Mary Washington	W	49-41
2/17/73	at Longwood	L	29-58
2/20/73	OLD DOMINION	W	55-46
2/22/73	SWEET BRIAR	W	66-35
2/27/73	MARY WASHINGTON	W	46-23
3/1/73	vs. Bridgewater 1	L	33-51
3/2/73	vs. Virginia Tech 1	L	39-50

1 - VFISW State Tournament, Harrisonburg, Va.

1973-74

Overall 10-5

VFISW Third Place

AIAW Region II Participant

12/1/73	VIRGINIA	W	47-40
12/4/73	at VCU	L	36-42
12/11/73	at Norfolk State	W	50-39
1/30/74	VCU	W	49-43
2/1/74	MARY WASHINGTON	W	58-33
2/5/74	at Virginia State	L	46-50
2/13/74	WESTHAMPTON	W	62-30
2/15/74	RANDOLPH-MACON	W	50-39
2/16/74	LONGWOOD	W	48-33
2/21/74	RANDOLPH-MACON 1	W	56-39
2/22/74	LONGWOOD 1	W	50-48
2/23/74	EMORY & HENRY 1	L	45-56
2/23/74	BRIDGEWATER 1	W	62-45
3/8/74	vs. Tennessee Tech 2	L	35-67
3/8/74	at James Madison	L	44-60

1 - VFISW State Tournament, Williamsburg, Va.;

2 - AIAW Region II Tournament, Harrisonburg, Va.

1974-75

Overall 9-7

VFISW Division II State Champions

12/3/74	at VCU	L	48-50
12/10/74	VIRGINIA STATE	W	68-35
1/29/75	VCU	L	61-62
1/31/75	VIRGINIA TECH	L	45-58
2/6/75	OLD DOMINION	W	70-67
2/7/75	at James Madison	L	56-68

2/8/75	at Longwood	L	47-63
2/12/75	at Westhampton	W	58-34
2/14/75	at Lynchburg	W	65-48
2/15/75	at Randolph-Macon	W	65-51
2/18/75	at Mary Washington	W	78-49
2/20/75	at Old Dominion	L	63-69
2/22/75	at Virginia	L	33-37
2/27/75	vs. Roanoke 1	W	74-34
2/28/75	vs. Virginia Tech 1	W	72-50
3/1/75	vs. Emory & Henry 1	W	68-52

1 - VFISW Division II State Tournament, Ashland, Va.

1975-76

Overall 6-7

12/2/75	at Virginia State	L	53-60
12/4/75	VCU	W	58-39
1/20/76	MARY WASHINGTON	W	74-31
1/22/76	at Christopher Newport	W	73-47
1/26/76	at Old Dominion	L	60-85
1/27/76	VIRGINIA	L	46-49
2/6/76	JAMES MADISON	L	64-75
2/7/76	RANDOLPH-MACON	W	74-60
2/9/76	LONGWOOD	L	57-68
2/10/76	WESTHAMPTON	W	45-24
2/13/76	LYNCHBURG	W	60-34
2/17/76	at VCU	L	50-62
2/21/76	at Virginia Tech	L	62-66

1976-77

Overall 9-9

VFISW Small College Third Place

12/1/76	CHRIS. NEWPORT	W	60-37
12/2/76	at VCU	W	57-44
12/4/76	at James Madison	W	60-58
12/7/76	VIRGINIA STATE	L	51-58
1/21/77	MARY BALDWIN	W	52-35
1/22/77	AVERETT	W	54-34
1/25/77	at Mary Washington	W	
1/28/77	VIRGINIA TECH	L	47-57
2/2/77	NORFOLK STATE	L	60-70
2/4/77	at Eastern Mennonite	L	56-60
2/5/77	at Bridgewater	L	47-52
2/9/77	at Westhampton	L	43-48
2/16/77	OLD DOMINION	L	28-70
2/19/77	at Virginia	L	36-74
2/23/77	GEORGE MASON	W	65-53
3/3/77	vs. Randolph-Macon 1	W	54-37
3/4/77	vs. Clinch Valley 1	L	66-69
3/5/77	at Roanoke 1	W	73-70

1 - VFISW Small College State Tournament, Salem, Va.

1977-78

Overall 15-7

VFISW Division II Third Place

11/22/77	HAMPTON	W	62-50
12/1/77	at Christopher Newport	W	79-55
12/3/77	at Mary Baldwin	W	
12/6/77	LONGWOOD	L	65-69
12/19/77	at VCU 1	W	75-68
12/20/77	vs. Virginia Tech 1	W	80-65
1/19/78	VIRGINIA WESLEYAN	W	75-32
1/24/78	VCU	W	68-37
1/27/78	E. MENNONITE	W	90-53
1/28/78	BRIDGEWATER	W	60-59
1/31/78	MARY WASHINGTON	W	67-43
2/3/78	at Radford	L	71-76
2/4/78	at Virginia Tech	L	57-65
2/7/78	WESTHAMPTON	W	71-26
2/9/78	at Virginia State	L	70-71
2/11/78	JAMES MADISON	L	44-52
2/17/78	at George Mason	W	72-45
2/18/78	at Randolph-Macon	W	75-59
2/27/78	at Old Dominion	L	62-111
3/2/78	vs. Averett 2	W	98-49
3/3/78	vs. Hampton 2	L	70-81
3/4/78	vs. Bridgewater 2	W	78-75

1 - VCU Invitational, Richmond, Va.; 2 - VFISW Division II State Tournament, Newport News, Va.

1978-79

Overall 16-13

VIAIW Small College Champions

AIAW Region II Small College Participant

11/15/78	at Norfolk State	L	64-76
11/18/78	RADFORD	L	69-87
11/21/78	at Longwood	L	56-63

11/27/78	RANDOLPH-MACON	W	71-50
12/1/78	vs. George Washington 1	W	58-51
12/2/78	at VCU 1	W	68-53
12/5/78	VIRGINIA STATE	W	61-54
1/4/79	NORTH CAROLINA	L	61-76
1/10/79	at Clemson 2	L	49-102
1/11/79	vs. UAB 2	L	60-84
1/13/79	PENNSYLVANIA	W	82-69
1/20/79	at Old Dominion	L	51-89
1/23/79	GEORGE MASON	W	71-54
1/27/79	at Liberty Baptist	W	77-49
1/29/79	at Virginia Wesleyan	W	71-48
2/1/79	CHRIS. NEWPORT	W	67-38
2/3/79	at Hampton	W	76-64
2/6/79	at Richmond	W	79-41
2/9/79	at Eastern Mennonite	W	65-46
2/10/79	at James Madison	L	54-68
2/17/79	at Bridgewater	W	68-61
2/21/79	VIRGINIA	L	45-60
2/23/79	VIRGINIA TECH	L	59-64
2/26/79	at VCU	L	61-66
3/1/79	vs. Emory & Henry 3	W	95-56
3/2/79	vs. Hampton 3	W	67-58
3/3/79	at Virginia State 3	W	74-69
3/8/79	vs. Francis Marion 4	L	69-75
3/9/79	at Bellarmine 4	L	48-50

1 - VCU Invitational, Richmond, Va.; 2 - Clemson Invitational, Clemson, S.C.; 3 - VAIWA Small College Tournament, Petersburg, Va.; 4 - AIAW Region II Small College Tournament, Louisville, Ky.

1979-80

Overall 11-14

VIAIW Division II Third Place

11/17/79	at East Carolina	L	51-81
11/20/79	NORFOLK STATE	L	54-60
11/28/79	at Randolph-Macon	W	69-44
11/30/79	at George Washington 1	L	73-91
12/1/79	vs. Princeton 1	W	71-69
12/3/79	LONGWOOD	W	68-55
12/6/79	at Christopher Newport	W	74-58
1/8/80	at Virginia Tech	L	56-60
1/15/80	VIRGINIA WESLEYAN	W	65-52
1/19/80	RICHMOND	W	63-46
1/22/80	at George Mason	L	55-61
1/26/80	at Radford	L	61-64
1/28/80	VCU	L	73-75
1/31/80	vs. South Carolina State 2	L	61-89
2/1/80	vs. Lenoir-Rhyne 2	L	65-90
2/4/80	at Virginia	L	51-87
2/8/80	LIBERTY BAPTIST	W	72-66
2/9/80	JAMES MADISON	W	63-59
2/12/80	at VCU	L	58-65
2/19/80	EAST CAROLINA	L	59-79
2/21/80	HAMPTON	W	80-63
2/23/80	at Navy	L	66-82
2/28/80	GEORGE MASON 3	W	70-69
2/29/80	VCU 3	L	65-66
3/1/80	LONGWOOD 3	W	78-49

1 - GW Invitational, Washington, D.C.; 2 - Francis Marion Invitational, Florence, S.C.; 3 - VAIWA Division II Tournament, Williamsburg, Va.

1980-81

Overall 16-16

VIAIW Division II Runner-Up

11/19/80	at Norfolk State	L	65-71
11/21/80	at Liberty Baptist	W	76-64
11/22/80	at Longwood	L	59-65
11/25/80	CHRIS. NEWPORT	W	66-58
11/29/80	at Virginia Tech	L	63-65
12/3/80	GEORGE MASON	L	70-75
12/5/80	at George Washington 1	L	60-73
12/6/80	vs. Delaware 1	L	52-66
1/9/81	at Virginia	L	49-74
1/10/81	at Radford	L	71-86
1/14/81	at Virginia Wesleyan	W	71-47
1/17/81	at East Carolina	L	49-108
1/19/81	at Hampton	L	64-77
1/22/81	RICHMOND	W	71-68
1/24/81	NAVY (2OT)	W	88-84
1/26/81	RADFORD	L	59-81
1/29/81	vs. Lenoir-Rhyne 2	L	59-102
1/30/81	vs. Coastal Carolina 2	W	73-62
1/31/81	vs. High Point 2	L	61-71
2/4/81	at George Mason	L	69-84
2/6/81	BRIDGEWATER	W	74-63

2/7/81	HAMPTON	W	76-52
2/9/81	VCU	L	64-72
2/12/81	LONGWOOD	W	64-63
2/14/81	at James Madison	W	75-53
2/17/81	at Richmond	W	86-65
2/21/81	LIBERTY BAPTIST	W	71-64
2/23/81	at VCU	W	85-68
2/28/81	RANDOLPH-MACON	W	72-43
3/3/81	HAMPTON 3	W	96-82
3/6/81	vs. George Mason 4	W	85-74
3/7/81	vs. VCU 4	L	70-72

1 - GW Invitational, Washington, D.C.; 2 - Foxy Lady Invitational, Florence, S.C.; 3 - VAAW Division II Quarterfinals, Williamsburg, Va.; 4 - VAAW Division II Tournament, Farmville, Va.

1981-82

Overall 11-17

11/17/81	at Hampton	L	50-70
11/20/81	at Longwood	W	52-48
11/21/81	at Liberty Baptist	L	42-49
11/24/81	VIRGINIA TECH	L	58-89
11/28/81	WAKE FOREST	L	53-74
12/2/81	at George Mason	L	62-63
12/5/81	VIRGINIA	L	43-60
12/18/81	DARTMOUTH	W	59-47
1/9/82	at Radford	L	70-80
1/12/82	at Christopher Newport	W	89-32
1/16/82	at Dartmouth 1	L	53-61
1/17/82	vs. Army 1	W	57-52
1/20/82	RICHMOND	L	49-65
1/23/82	at Navy	L	47-72
1/26/82	LONGWOOD	L	52-68
1/28/82	vs. UNC Wilmington 2	L	60-81
1/29/82	vs. C.W. Post 2	L	50-53
2/3/82	GEORGE MASON	L	64-73
2/5/82	at Bridgewater	W	62-58
2/8/82	at VCU	L	47-56
2/11/82	HAMPTON	W	60-48
2/13/82	RADFORD	W	61-60
2/16/82	at Richmond	L	54-61
2/18/82	at Randolph-Macon	W	66-45
2/20/82	LIBERTY BAPTIST	W	62-50
2/22/82	VCU	W	72-62
2/24/82	JAMES MADISON	W	85-73
3/2/82	at Radford 3	L	66-77

1 - Dartmouth Invitational, Hanover, N.H.; 2 - Foxy Lady Invitational, Florence, S.C.; 3 - VAAW Division II Quarterfinals, Radford, Va.

1982-83

Overall 12-14

VAAW Division II Third Place

11/19/82	vs. Richmond 1	L	51-62
11/20/82	vs. UMBC 1	W	75-48
11/23/82	VIRGINIA WESLEYAN	W	95-55
11/26/82	vs. Bucknell 2	W	83-43
11/27/82	at Harvard 2	L	54-56
12/2/82	at Richmond	L	55-59
12/7/82	RANDOLPH-MACON	W	94-57
12/11/82	at VCU	W	78-65
1/11/83	at Radford	L	68-85
1/14/83	at UNC Greensboro	L	60-89
1/15/83	at Wake Forest	L	81-89
1/19/83	RICHMOND	L	54-72
1/22/83	NAVY	L	51-71
1/25/83	LONGWOOD (OT)	W	71-70
1/27/83	at Francis Marion 3	L	69-99
1/28/83	vs. Fort Bragg 3	W	98-72
1/29/83	vs. C.W. Post 3	L	52-68
2/2/83	GEORGE MASON	L	75-83
2/8/83	CHRIS. NEWPORT	L	55-60
2/10/83	at Hampton	L	59-62
2/15/83	at Longwood	W	65-62
2/19/83	LIBERTY BAPTIST	W	73-60
2/22/83	VCU	W	64-49
2/27/83	at James Madison	W	47-40
3/4/83	vs. Radford 4	L	62-78
3/5/83	vs. Liberty Baptist 4	W	62-59

1 - Mount St. Mary's Tip-Off Classic, Emmitsburg, Md.; 2 - Harvard Invitational, Cambridge, Mass.; 3 - Fox Lady Invitational, Florence, S.C.; 4 - VAAW Division II Tournament, Farmville, Va.

1983-84

Overall 9-18

ECAC South 2-2

11/18/83	VCU	L	54-58
11/22/83	at Virginia Wesleyan	W	65-63
11/25/83	vs. Rice 1	L	61-80
11/26/83	at Georgia Southern 1	L	44-57
11/29/83	at Christopher Newport	W	46-43
12/2/83	at Norfolk State	L	44-54
12/6/83	at Randolph-Macon	L	41-58
12/10/83	UNC GREENSBORO (OT)	L	56-61
1/4/84	BROWN	L	59-66
1/9/84	YALE	W	52-44
1/13/84	vs. Niagara 2	W	63-49
1/14/84	at Davis & Elkins 2	L	60-71
1/15/84	vs. Navy 2	W	55-44
1/20/84	at Bridgewater	W	63-50
1/21/84	at Navy	L	48-63
1/24/84	RICHMOND *	L	51-52
1/27/84	at George Mason *	L	50-86
2/1/84	EAST CAROLINA *	W	64-58
2/4/84	RADFORD	L	57-78
2/6/84	LAFAYETTE	L	58-76
2/9/84	HAMPTON	L	52-59
2/17/84	at Liberty Baptist	L	51-66
2/18/84	at Longwood	L	64-68
2/22/84	at UMBC	L	65-76
2/24/84	MARY WASHINGTON	W	71-44
2/27/84	JAMES MADISON *	W	55-53
3/1/84	vs. James Madison 3	L	43-73

1 - Georgia Southern Invitational, Statesboro, Ga.; 2 - Davis & Elkins Tournament, Elkins, W.Va.; 3 - ECAC South Tournament, Greenville, N.C.

1984-85

Overall 4-23

ECAC South 2-10

11/23/84	at Wake Forest 1	L	43-84
11/24/84	vs. Duke 1	L	48-86
11/27/84	VA. WESLEYAN	W	72-65
12/1/84	LIBERTY BAPTIST	L	59-75
12/6/84	RICHMOND *	L	51-83
12/8/84	at American *	L	45-77
12/21/84	APPALACHIAN STATE	L	39-78
1/5/85	LOYOLA (MD.)	L	55-56
1/7/85	MONTCLAIR	L	66-68
1/10/85	at Lafayette	L	41-79
1/12/85	EAST CAROLINA *	L	57-86
1/14/85	UNC WILMINGTON *	L	62-92
1/16/85	at Richmond *	L	52-85
1/19/85	NAVY (OT)	L	64-65
1/21/85	at Hampton	L	58-89
1/24/85	at George Mason *	L	53-70
1/26/85	JAMES MADISON *	L	47-73
1/29/85	LONGWOOD	W	72-69
2/2/85	at James Madison *	L	46-70
2/4/85	NORFOLK STATE	L	50-72
2/6/85	at VCU	L	62-80
2/13/85	GEORGE MASON *	W	61-56
2/16/85	at East Carolina *	L	57-74
2/18/85	at UNC Wilmington *	L	55-76
2/23/85	at Radford	L	32-83
2/25/85	AMERICAN *	W	65-56
3/1/85	vs. James Madison 2	L	48-68

1 - Wake Forest Invitational, Winston-Salem, N.C.; 2 - ECAC South Tournament, Richmond, Va)

1985-86

Overall 5-22

CAA 2-10

11/22/85	HAMPTON (2OT)	W	75-65
11/25/85	at Va. Wesleyan	L	60-65
11/29/85	at Queens	L	65-71
11/30/85	at Hofstra	L	49-58
12/6/85	vs. Brooklyn 1	L	57-61
12/7/85	vs. St. Francis (Pa.) 1	W	73-51
12/20/85	GEORGE WASHINGTON	L	55-82
1/2/86	at Lafayette	L	59-72
1/3/86	at Lehigh	L	51-74
1/7/86	RICHMOND *	L	58-62
1/11/86	at UNC Wilmington *	L	58-75
1/13/86	at East Carolina *	L	54-89
1/16/86	at Longwood	W	53-45
1/18/86	JAMES MADISON *	L	44-70
1/20/86	GEORGE MASON *	L	44-45
1/25/86	at Navy	L	48-53
1/27/86	at American *	L	56-77

1/29/86	PRINCETON	L	63-69
2/1/86	at Richmond *	L	69-78
2/3/86	at George Mason *	W	69-63
2/8/86	UNC WILMINGTON *	W	84-81
2/10/86	EAST CAROLINA *	L	53-65
2/15/86	at James Madison *	L	45-76
2/19/86	VCU	L	79-85
2/22/86	RADFORD	L	65-71
2/24/86	AMERICAN *	L	67-85
3/1/86	vs. East Carolina 2	L	56-84

1 - Loyola (Md.) Invitational, Baltimore, Md.; 2 - CAA Tournament, Wilmington, N.C.

1986-87

Overall 4-23

CAA 1-11

11/28/86	COPPIN STATE 1	W	91-38
11/29/86	WAKE FOREST 1	L	59-67
12/2/86	VA. WESLEYAN	W	72-59
12/5/86	at Princeton 2	L	52-66
12/6/86	vs. Richmond 2	L	71-77
12/20/86	at George Washington	L	48-70
12/31/86	at VCU	L	47-66
1/2/87	at Richmond *	W	58-56
1/5/87	MANHATTAN	L	48-62
1/7/87	at Virginia Tech	L	50-56
1/10/87	UNC WILMINGTON *	L	68-94
1/12/87	EAST CAROLINA *	L	50-74
1/15/87	at Hampton	L	47-78
1/17/87	at James Madison *	L	58-77
1/19/87	GEORGE MASON *	L	56-72
1/24/87	NAVY	L	58-67
1/28/87	at Georgetown	L	43-57
1/31/87	RICHMOND *	L	65-71
2/2/87	at George Mason *	L	68-78
2/4/87	LONGWOOD	W	68-55
2/7/87	at UNC Wilmington *	L	59-66
2/9/87	at East Carolina *	L	41-67
2/13/87	JAMES MADISON *	L	38-92
2/18/87	AMERICAN *	L	64-83
2/20/87	VCU	L	52-74
2/23/87	at American *	L	58-84
2/27/87	at East Carolina 3	L	45-63

1 - W&M Invitational, Williamsburg, Va.; 2 - Princeton Invitational, Princeton, N.J.; 3 - CAA Tournament, Harrisonburg, Va.

1987-88

Overall 8-19

CAA 2-10

11/27/87	WINTHROP 1	W	80-64
11/28/87	ETSU 1	W	69-56
12/1/87	at Va. Wesleyan	W	75-64
12/4/87	vs. Akron 2	L	60-70
12/5/87	vs. Chicago State 2	W	65-60
12/8/87	VIRGINIA TECH	L	51-58
12/29/87	at Maine 3	L	69-71
12/30/87	vs. Massachusetts 3	L	65-87
1/7/88	at VCU	L	59-97
1/9/88	AMERICAN *	L	52-66
1/13/88	MORGAN STATE	W	63-49
1/16/88	JAMES MADISON *	L	47-71
1/18/88	RANDOLPH-MACON	W	65-46
1/20/88	at George Mason *	W	63-62
1/23/88	at UNC Wilmington *	L	53-69
1/25/88	at East Carolina *	L	63-68
1/28/88	GEORGETOWN	L	54-58
2/3/88	at UMBC	L	50-59
2/6/88	at American (OT) *	L	58-61
2/13/88	at James Madison *	L	67-83
2/17/88	GEORGE MASON *	L	50-62
2/20/88	UNC WILMINGTON *	L	67-74
2/22/88	EAST CAROLINA *	W	67-62
2/24/88	VCU	L	61-65
2/26/88	RICHMOND *	L	56-66
3/4/88	at Richmond *	L	43-70
3/10/88	vs. Richmond 4	L	40-54

1 - W&M Invitational, Williamsburg, Va.; 2 - Wake Forest Invitational, Winston-Salem, N.C.; 3 - Maine Invitational, Portland, Maine; 4 - CAA Tournament, Washington, D.C.

YEAR-BY-YEAR RESULTS

1988-89 Overall 4-23 CAA 0-12

11/26/88	vs. UMES 1	W	68-46
11/27/88	at VCU 1	L	60-79
11/29/88	at Liberty	L	66-78
12/5/88	at Duke	L	47-65
12/9/88	VIRGINIA WESLEYAN	W	59-46
12/29/88	vs. SW Louisiana 2	W	66-63
12/30/88	vs. Furman 2	L	67-74
12/31/88	vs. New Hampshire 2	L	49-63
1/4/89	LOYOLA (MD.)	W	57-48
1/7/89	at East Carolina *	L	50-77
1/9/89	at UNC Wilmington *	L	76-78
1/12/89	MOUNT ST. MARY'S	L	72-89
1/14/89	AMERICAN *	L	66-70
1/16/89	at Longwood (OT)	L	70-73
1/19/89	at UNC Greensboro	L	59-73
1/21/89	at James Madison *	L	30-75
1/25/89	GEORGE MASON *	L	52-69
1/28/89	at Richmond *	L	62-72
1/30/89	at Georgetown	L	53-64
2/1/89	EAST CAROLINA *	L	61-74
2/4/89	UNC WILMINGTON *	L	52-73
2/8/89	at American *	L	65-71
2/14/89	LIBERTY	L	76-78
2/22/89	at George Mason *	L	54-70
2/25/89	RICHMOND *	L	38-77
3/4/89	JAMES MADISON *	L	54-88
3/9/89	RICHMOND 3	L	54-65

1 - VCU Invitational, Richmond, Va.; 2 - Central Florida Holiday Classic, Orlando, Fla.; 3 - CAA Tournament, Williamsburg, Va.

1989-90 Overall 12-15 CAA 4-8

11/25/89	vs. Marist 1	L	67-70
11/26/89	vs. Drexel 1	W	59-51
11/29/89	VCU	W	64-60
12/2/89	at ETSU (OT)	L	54-61
12/7/89	at Liberty	W	69-53
12/9/89	DUKE	L	62-65
12/30/89	at Loyola (MD)	W	80-74
1/4/90	at St. Francis (PA)	L	53-60
1/6/90	at American *	L	50-53
1/10/90	at James Madison *	L	49-65
1/14/90	at Radford	W	60-59
1/17/90	GEORGE MASON * (OT)	W	70-69
1/20/90	EAST CAROLINA *	L	54-64
1/22/90	UNC WILMINGTON *	W	66-61
1/27/90	RICHMOND *	L	33-62
1/31/90	JAMES MADISON * (OT)	L	57-65
2/3/90	at Mt. St. Mary's	L	66-73
2/8/90	BROOKLYN	W	68-51
2/10/90	CHARLOTTE	L	59-71
2/15/90	LIBERTY	W	73-55
2/17/90	at East Carolina *	L	55-60
2/19/90	at UNC Wilmington *	W	82-72
2/21/90	GEORGETOWN (OT)	W	71-64
2/24/90	at Richmond *	L	41-58
2/28/90	AMERICAN *	W	64-58
3/3/90	at George Mason *	L	47-64
3/8/90	vs. George Mason 2	L	61-68

1 - Pal's Cabin/Mayfair Farms Classic, South Orange, N.J.; 2 - CAA Tournament, Richmond, Va.

1990-91 Overall 10-17 CAA 5-7

11/23/90	vs. Florida 1	L	50-52
11/24/90	vs. Austin Peay 1	W	59-54
11/27/90	at VCU	L	51-62
12/2/90	NORTH CAROLINA	L	63-82
12/4/90	HOWARD	L	58-68
12/8/90	vs. Georgia Tech 2	L	60-78
12/9/90	at Penn 2	L	57-75
12/28/90	LOYOLA (MD.)	W	68-54
12/30/90	PITTSBURGH	L	57-68
1/2/91	at Virginia Tech	L	60-75
1/5/91	JAMES MADISON *	L	49-73
1/9/91	at George Mason *	L	46-68
1/12/91	at Liberty	W	64-45
1/16/91	AMERICAN *	W	76-52
1/19/91	at East Carolina (OT) *	L	76-79
1/21/91	at UNC Wilmington *	W	60-50
1/26/91	at Richmond *	L	57-72

1/28/91	at Towson	W	65-55
2/6/91	GEORGE MASON *	L	54-67
2/9/91	at Georgetown	L	72-83
2/13/91	at American *	W	91-75
2/16/91	EAST CAROLINA *	W	51-49
2/18/91	UNC WILMINGTON *	W	71-57
2/23/91	RICHMOND *	L	50-68
2/27/91	LIBERTY	W	65-54
3/1/91	at James Madison *	L	41-64
3/7/91	vs. East Carolina 3	L	56-70

1 - Marquette Invitational, Milwaukee, Wisc.; 2 - Penn Tournament, Philadelphia, Pa.; 3 - CAA Tournament, Harrisonburg, Va.

1991-92 Overall 7-20 CAA 3-11

11/26/91	at North Carolina	L	39-89
11/29/91	at St. Joseph's 1	L	54-73
11/30/91	vs. Delaware 1	L	65-75
12/4/91	VCU	L	51-76
12/7/91	MT. ST. MARY'S	W	75-67
12/31/91	at UMES	L	49-60
1/2/92	at George Washington	L	41-103
1/4/92	OLD DOMINION *	L	51-70
1/6/92	VIRGINIA TECH	L	42-62
1/8/92	EAST CAROLINA *	L	75-80
1/11/92	AMERICAN (2OT) *	L	69-70
1/15/92	at George Mason *	L	61-65
1/18/92	RICHMOND *	L	55-74
1/22/92	at James Madison (OT) *	L	61-63
1/25/92	UNC WILMINGTON *	W	63-60
2/8/92	at American *	L	63-77
2/10/92	at Howard	L	67-73
2/12/92	GEORGE MASON *	L	51-62
2/15/92	RADFORD (OT)	W	83-80
2/17/92	COPPIN ST.	W	52-44
2/19/92	JAMES MADISON *	W	67-62
2/22/92	at UNC Wilmington *	W	75-68
2/26/92	E. CAROLINA (OT) *	L	79-84
2/29/92	at Old Dominion *	L	56-64
3/2/92	at Navy	W	70-63
3/5/92	at Richmond *	L	58-73
3/12/92	vs. Richmond 2	L	55-63

1 - Texaco Hawk Classic, Philadelphia, Pa.; 2 - CAA Tournament, Norfolk, Va.

1992-93 Overall 11-17 CAA 3-11

12/4/92	at Virginia 1	L	40-82
12/5/92	vs. San Francisco 1	L	62-78
12/19/92	NAVY 2	W	55-40
12/20/92	vs. Princeton 2	W	57-55
12/22/92	at VCU	L	61-64
12/29/92	vs. Manhattan 3	L	57-63
12/30/92	vs. Colgate 3	W	73-36
1/4/93	at Loyola (Md.)	W	50-45
1/6/93	at Mt. St. Mary's	L	50-66
1/9/93	ST. BONAVENTURE	W	68-65
1/12/93	at Richmond *	L	54-57
1/15/93	AMERICAN (OT) *	L	70-76
1/17/93	GEORGE MASON *	L	53-56
1/20/93	UMES	W	78-57
1/22/93	JAMES MADISON *	L	49-55
1/29/93	UNC WILMINGTON *	W	79-61
1/31/93	EAST CAROLINA *	L	60-62
2/3/93	OLD DOMINION *	L	48-64
2/12/93	at American *	L	68-78
2/14/93	at George Mason *	L	67-72
2/19/93	at James Madison *	L	64-66
2/21/93	RICHMOND *	W	74-62
2/26/93	at UNC Wilmington *	W	85-65
2/28/93	at East Carolina *	L	73-81
3/4/93	at Old Dominion *	L	52-79
3/11/93	vs. James Madison 4	W	60-58
3/12/93	vs. American 4	W	83-60
3/13/93	at Old Dominion 4	L	51-65

1 - Cavalier Classic, Charlottesville, Va.; 2 - Navy Invitational, Annapolis, Md.; 3 - Dartmouth Invitational, Hanover, N.H.; 4 - CAA Tournament, Norfolk, Va.

1993-94 Overall 20-8 CAA 9-5

11/27/93	HARVARD	W	100-63
11/30/93	NAVY	W	90-50

12/4/93	vs. Houston 1	L	69-83
12/5/93	vs. Drexel 1	W	78-62
12/18/93	CHARLESTON SO.	W	92-58
12/29/93	vs. Appalachian State 2	L	63-80
12/30/93	vs. Colgate 2	W	76-58
1/6/94	DELAWARE STATE	W	73-53
1/11/94	at Davidson	W	69-51
1/14/94	at James Madison *	L	62-67
1/16/94	at Richmond *	W	68-55
1/20/94	EAST CAROLINA *	W	82-59
1/23/94	UNC WILMINGTON *	W	67-48
1/27/94	at American *	W	65-54
1/30/94	GEORGE MASON *	W	66-65
2/3/94	at Old Dominion *	L	47-61
2/5/94	VCU	W	82-71
2/7/94	LOYOLA (MD.)	W	75-62
2/11/94	JAMES MADISON *	L	59-63
2/13/94	RICHMOND *	L	56-73
2/15/94	MT. ST. MARY'S	W	83-67
2/18/94	at East Carolina *	W	66-54
2/20/94	at UNC Wilmington *	W	61-56
2/24/94	AMERICAN *	W	75-69
2/27/94	at George Mason *	W	78-76
3/3/94	OLD DOMINION *	L	51-64
3/10/94	vs. Richmond 3	W	76-62
3/11/94	vs. Old Dominion 3	L	66-88

1 - Big Apple Classic, Riverdale, N.Y.; 2 - Diamond Club Classic, Blacksburg, Va.; 3 - CAA Tournament, Harrisonburg, Va.

1994-95 Overall 8-21 CAA 3-11

11/26/94	at Harvard	L	71-77
11/27/94	at Boston	L	40-64
11/30/94	COPPIN STATE	L	66-69
12/3/94	CAMPBELL	W	62-44
12/19/94	vs. Providence 1	L	58-73
12/20/94	vs. Army 1	W	62-59
12/21/94	at Alaska Anchorage 1	W	67-60
12/28/94	at Maryland 2	L	52-85
12/29/94	vs. George Mason 2	L	71-83
1/2/95	VIRGINIA TECH	L	53-72
1/6/95	DAVIDSON	W	83-65
1/9/95	at UMBC	L	51-53
1/12/95	at George Mason *	L	58-62
1/15/95	at American *	L	55-63
1/19/95	JAMES MADISON *	L	47-64
1/22/95	at Richmond *	L	63-73
1/29/95	UNC WILMINGTON *	W	71-46
2/1/95	EAST CAROLINA *	W	79-64
2/5/95	OLD DOMINION *	L	36-77
2/10/95	AMERICAN *	L	58-75
2/13/95	GEORGE MASON *	W	75-56
2/16/95	at James Madison *	L	57-81
2/19/95	RICHMOND *	L	54-64
2/21/95	at VCU	L	46-50
2/24/95	at East Carolina *	L	61-64
2/26/95	at UNC Wilmington *	L	57-58
3/4/95	at Old Dominion *	L	58-81
3/9/95	vs. George Mason 3	W	62-56
3/10/95	at Old Dominion 3	L	37-96

1 - Northern Lights Invitational, Anchorage, Alaska; 2 - Dial Soap Classic, College Park, Md.; 3 - CAA Tournament, Norfolk, Va.

1995-96 Overall 14-13 CAA 6-10

11/29/95	at Delaware State	W	61-45
12/2/95	BOSTON UNIVERSITY	W	64-53
12/17/95	at Coppin State	L	57-65
12/20/95	HAMPTON	W	71-55
12/28/95	vs. Oklahoma State 1	L	42-75
12/29/95	vs. Furman 1	W	67-62
12/30/95	vs. Temple 1	W	66-55
1/3/96	UMBC	W	72-40
1/5/96	AMERICAN (OT) *	L	59-65
1/9/96	at Winthrop	W	72-55
1/12/96	at VCU *	L	80-89
1/16/96	GEORGE MASON *	L	58-66
1/19/96	UNC WILMINGTON *	W	61-50
1/21/96	RICHMOND *	W	68-46
1/26/96	EAST CAROLINA *	W	66-53
1/28/96	JAMES MADISON *	W	58-48
2/2/96	at Old Dominion *	L	50-105
2/4/96	at UNC Wilmington *	W	67-43

2/9/96	at American *	L	72-75
2/11/96	at George Mason *	L	55-57
2/14/96	at Lafayette	W	64-47
2/16/96	VCU *	L	66-74
2/22/96	at Richmond *	L	51-57
2/25/96	at James Madison *	L	66-84
3/1/96	at East Carolina *	W	59-43
3/3/96	OLD DOMINION *	L	44-86
3/7/96	vs. George Mason 2	L	69-80
1 - Central Florida Tournament, Orlando, Fla.; 2 - CAA Tournament, Norfolk, Va.			

1996-97 Overall 7-20 CAA 3-13

11/23/96	at North Carolina	L	37-78
11/27/96	LAFAYETTE	L	67-77
12/1/96	HOFSTRA	W	74-55
12/5/96	WINGATE	W	89-76
12/22/96	WINTHROP	W	62-58
12/29/96	at Georgia Tech 1	L	53-78
12/30/96	vs. Mt. St. Mary's 1	L	79-81
1/3/97	at East Carolina *	L	59-60
1/5/97	GEORGE MASON *	L	58-60
1/8/97	at Monmouth	L	67-70
1/10/97	AMERICAN *	L	64-76
1/12/97	at Old Dominion *	L	36-79
1/14/97	at Hampton	L	55-58
1/17/97	VCU *	W	73-56
1/19/97	at Richmond *	L	59-64
1/26/97	JAMES MADISON *	L	59-76
1/31/97	at UNC Wilmington *	L	78-83
2/7/97	EAST CAROLINA *	W	75-51
2/9/97	at James Madison *	L	57-78
2/11/97	at VCU *	L	54-89
2/14/97	RICHMOND *	L	76-95
2/16/97	OLD DOMINION *	L	36-96
2/18/97	UNC WILMINGTON *	W	68-38
2/21/97	at George Mason *	L	57-75
2/23/97	at American *	L	70-80
2/26/97	vs. UNC Wilmington 2	W	78-63
2/27/97	vs Old Dominion 2	L	35-101
1 - Georgia Tech Invitational, Atlanta, Ga.; 2 - CAA Tournament, Richmond, Va.			

1997-98 Overall 10-17 CAA 3-13

11/6/97	at Virginia	L	57-71
11/22/97	at Wingate	W	88-71
11/26/97	WINTHROP	W	87-61
11/28/97	at New Orleans 1	W	78-65
11/29/97	vs. Texas Christian 1	L	63-74
12/3/97	OLD DOMINION *	L	53-94
12/6/97	MONMOUTH	L	72-74
12/20/97	COL. OF CHARLESTON	W	77-56
12/22/97	at Hofstra	W	53-46
12/30/97	at St. Francis (Pa.) 2	W	77-48
12/31/97	vs. Towson 2	W	68-62
1/2/98	RICHMOND *	L	60-76
1/4/98	at VCU *	L	70-79
1/6/98	EAST CAROLINA *	L	59-66
1/11/98	at James Madison *	L	52-62
1/16/98	at UNC Wilmington *	W	68-55
1/23/98	at George Mason *	L	61-72
1/25/98	AMERICAN *	L	67-72
1/30/98	VCU *	L	64-79
2/1/98	at Richmond *	L	81-92
2/6/98	JAMES MADISON *	L	48-78
2/8/98	UNC WILMINGTON *	W	77-66
2/13/98	at East Carolina *	W	45-43
2/15/98	GEORGE MASON *	L	62-76
2/20/98	at Old Dominion *	L	51-110
2/22/98	at American *	L	72-77
2/25/98	vs. East Carolina 3	L	59-68
1 - New Orleans Invitational, New Orleans, La.; 2 - St. Francis Tournament, Loretto, Pa.; 3 - CAA Tournament, Richmond, Va.			

1998-99 Overall 15-12 CAA 8-8

11/13/98	at Winthrop	W	61-49
11/15/98	at Col. of Charleston	W	65-52
11/19/98	at George Washington	L	48-69
11/22/98	HIGH POINT	W	70-61
11/25/98	ELON	W	71-54
11/29/98	at Mt. St. Mary's	W	83-78
12/2/98	NORFOLK STATE	W	71-59
12/5/98	JAMES MADISON *	W	80-61
12/21/98	vs. St. Francis (Pa.) 1	L	66-70
12/28/98	at Florida International 2	L	44-69
12/29/98	vs. Lehigh 2	W	59-37
1/3/99	AMERICAN *	W	79-64
1/8/99	at East Carolina *	L	59-71
1/10/99	at UNC Wilmington *	L	54-57
1/15/99	RICHMOND *	L	74-79
1/17/99	at George Mason *	L	65-71
1/22/99	VCU (3OT) *	L	77-83
1/26/99	OLD DOMINION *	L	43-75
1/29/99	at American *	W	59-51
1/31/99	at Richmond *	L	63-70
2/5/99	EAST CAROLINA *	W	77-57
2/12/99	at James Madison *	W	55-53
2/16/99	at Old Dominion *	L	57-90
2/19/99	GEORGE MASON *	W	64-50
2/21/99	at VCU *	W	69-52
2/28/99	UNC WILMINGTON *	W	58-50
3/4/99	vs. VCU 3	L	54-65
1 - Fairfax, Va.; 2 - FIU Holiday Classic, Miami, Fla.; 3 - CAA Tournament, Norfolk, Va.			

1999-00 Overall 6-21 CAA 1-15

11/19/99	at High Point	W	61-59
11/21/99	at Elon	W	62-56
11/27/99	vs. Wagner 1	L	60-65
11/28/99	at Lehigh 1	L	60-69
12/2/99	VIRGINIA	L	42-71
12/5/99	MT. ST. MARY'S	L	63-76
12/18/99	HOWARD	W	77-61
12/28/99	at Dartmouth 2	W	79-66
12/29/99	vs. Massachusetts 2	W	60-54
1/9/00	at UNC Wilmington *	L	50-58
1/12/00	at Norfolk State	L	52-55
1/14/00	at East Carolina *	L	62-69
1/16/00	at VCU *	L	59-77
1/21/00	RICHMOND (OT) *	L	82-90
1/23/00	JAMES MADISON *	L	63-66
1/28/00	at Old Dominion *	L	44-96
1/30/00	AMERICAN *	L	62-71
2/4/00	at George Mason *	L	58-79
2/11/00	VCU *	L	51-80
2/13/00	EAST CAROLINA *	L	46-62
2/18/00	OLD DOMINION *	L	43-85
2/20/00	at James Madison *	L	50-74
2/25/00	at Richmond *	L	76-88
2/27/00	UNC WILMINGTON *	L	59-65
3/1/00	at American *	L	66-84
3/5/00	GEORGE MASON *	W	72-66
3/8/00	vs. George Mason 3	L	75-84
1 - Lehigh Thanksgiving Classic, Bethlehem, Pa.; 2 - Dartmouth Christmas Classic, Hanover, N.H.; 3 - CAA Tournament, Richmond, Va.			

2000-01 Overall 10-19 CAA 5-11

11/18/00	at Duke	L	46-81
11/21/00	GARDNER-WEBB	W	72-64
11/24/00	vs. Butler 1	L	51-65
11/25/00	vs. Howard 1	L	54-66
11/29/00	NORFOLK STATE	W	54-37
12/2/00	UNC ASHEVILLE	L	59-63
12/10/00	DAVIDSON	W	86-53
12/27/00	at Tulane 2	L	51-69
12/28/00	vs. Long Beach State 2	L	61-73
12/31/00	LOYOLA (MD)	L	50-53
1/2/01	ARMY	W	70-55
1/4/01	at American *	W	77-57
1/7/01	at East Carolina (OT) *	L	74-76
1/12/01	at Old Dominion *	L	46-68
1/18/01	VCU *	L	68-79
1/21/01	GEORGE MASON *	L	65-72
1/25/01	at Richmond *	W	78-69

1/28/01	JAMES MADISON (OT) *	L	66-68
2/1/01	at UNC Wilmington *	W	42-41
2/4/01	AMERICAN *	W	58-53
2/8/01	RICHMOND *	L	65-72
2/11/01	at VCU *	L	52-66
2/15/01	at George Mason *	L	41-55
2/22/01	OLD DOMINION *	L	32-78
2/25/01	at James Madison *	L	57-81
2/28/01	EAST CAROLINA *	L	56-59
3/2/01	UNC WILMINGTON *	W	54-46
3/8/01	vs VCU 3	W	67-60
3/9/01	at Old Dominion 3	L	49-62

1 - Coors Classic, Boulder, Colo.; 2 - Tulane DoubleTree Classic, New Orleans, La.; 3 - CAA Tournament, Norfolk, Va.

2001-02 Overall 12-17 CAA 5-13

11/16/01	at Pittsburgh	W	77-72
11/23/01	at Pepperdine 1	L	71-84
11/24/01	vs. Louisville 1	L	67-89
11/29/01	at Richmond	W	88-85
12/2/01	IONA	W	65-47
12/7/01	at Gardner-Webb	W	77-66
12/22/01	at Loyola (Md.)	L	59-60
12/29/01	UNC ASHEVILLE	W	96-69
1/1/02	OLD DOMINION *	L	47-105
1/3/02	AMERICAN	W	87-70
1/5/02	TOWSON *	W	79-57
1/8/02	at UNC Wilmington *	L	51-67
1/11/02	GEORGE MASON *	L	65-69
1/13/02	JAMES MADISON *	L	51-66
1/18/02	DREXEL *	W	75-71
1/20/02	HOFSTRA *	L	81-85
1/24/02	at VCU *	L	74-85
1/27/02	at Delaware (2OT) *	L	77-80
1/31/02	at Towson *	W	54-49
2/3/02	UNC WILMINGTON *	W	65-38
2/7/02	at James Madison *	L	49-69
2/10/02	at George Mason *	L	67-80
2/14/02	VCU *	L	82-90
2/17/02	DELAWARE *	L	52-60
2/22/02	at Drexel *	W	67-62
2/24/02	at Hofstra *	L	67-70
3/1/02	at Old Dominion *	L	36-70
3/6/02	vs. Hofstra 2	W	77-69
3/7/02	at Old Dominion 2	L	52-73

1 - Pepperdine Thanksgiving Classic, Malibu, Calif.; 2 - CAA Tournament, Norfolk, Va.

2002-03 Overall 8-20 CAA 4-14

11/23/02	ELON	W	66-40
11/26/02	at American	L	65-80
11/29/02	at New Mexico 1	L	61-79
11/30/02	vs UC Irvine 1	L	61-70
12/4/02	at Norfolk State	W	62-49
12/6/02	GARDNER-WEBB	W	84-56
12/20/02	RICHMOND	L	62-75
12/28/02	at Miami (Fla.) 2	L	57-85
12/29/02	vs Cleveland State 2	W	78-71
1/3/03	at Drexel * (OT)	L	76-81
1/10/03	at George Mason *	L	48-64
1/13/03	DREXEL *	L	46-57
1/16/03	at VCU *	L	65-68
1/19/03	at James Madison * (OT)	L	67-71
1/23/03	HOFSTRA *	W	59-53
1/26/03	at Delaware *	L	55-70
1/30/03	TOWSON *	W	66-43
2/2/03	UNC WILMINGTON *	L	44-59
2/6/03	at Towson *	W	62-35
2/8/03	at Hofstra *	L	78-80
2/13/03	JAMES MADISON *	L	73-78
2/16/03	DELAWARE * (OT)	L	60-62
2/20/03	at UNC Wilmington *	L	51-76
2/27/03	GEORGE MASON *	L	53-66
3/2/03	at Old Dominion *	L	44-83
3/6/03	VCU *	W	73-67
3/9/03	OLD DOMINION *	L	49-67
3/12/03	vs. Hofstra 3	L	66-69

YEAR-BY-YEAR RESULTS

1 - Holiday Inn/Mountain View Invitational, Albuquerque, N.M.; 2 - Miami Christmas Classic, Coral Gables, Fla.; 3 - CAA Tournament, Norfolk, Va.

2003-04

Overall 11-18

CAA 6-12

11/21/03	OLD DOMINION *	L	58-75
11/23/03	at Elon	L	49-57
11/28/03	at Rhode Island 1	L	59-68
11/29/03	vs. Howard 1	W	88-79
12/3/03	NORFOLK STATE	W	69-50
12/7/03	VERMONT (OT)	L	72-75
12/20/03	AMERICAN	W	72-58
12/28/03	at Richmond	L	58-87
12/30/03	at Georgia Tech 2	L	57-67
12/31/03	vs. Charleston So. 2	W	77-52
1/9/04	DELAWARE *	W	68-56
1/11/04	HOFSTRA *	L	67-76
1/15/04	at UNC Wilmington *	L	50-64
1/18/04	JAMES MADISON *	W	71-68
1/23/04	at Drexel *	L	61-92
1/25/04	at Towson *	W	71-60
1/29/04	GEORGE MASON *	L	54-64
2/1/04	VCU *	L	74-83
2/5/04	at Hofstra *	L	66-87
2/8/04	at Delaware *	W	55-48
2/13/04	DREXEL *	L	49-63
2/15/04	at George Mason *	L	43-70
2/20/04	UNC WILMINGTON *	W	70-63
2/22/04	at James Madison *	L	58-71
2/26/04	TOWSON *	W	53-50
2/29/04	at VCU *	L	61-82
3/4/04	at Old Dominion *	L	45-79
3/10/04	vs. Drexel 3	W	80-70
3/11/04	at Old Dominion 3	L	56-82

1 - Newport Harbor Hotel and Marina Thanksgiving Classic, Kingston, R.I.; 2 - Atlanta Marriott NW Holiday Invitational, Atlanta, Ga.; 3 - CAA Tournament, Norfolk, Va.

2004-05

Overall 4-24

CAA 2-16

11/21/04	at American	L	59-78
11/23/04	LONGWOOD	L	46-60
11/26/04	at San Francisco 1	L	48-79
11/27/04	vs UC Riverside 1	L	56-66
12/1/04	at Norfolk State	W	68-60
12/3/04	JAMES MADISON *	L	42-61
12/18/04	vs. Indiana State 2	L	77-96
12/19/04	at South Fla. 2	L	23-74
12/28/04	LIBERTY	L	47-70
12/30/04	HAMPTON	W	67-52
1/6/05	UNC WILMINGTON *	W	55-48
1/9/05	at George Mason *	L	69-81
1/14/05	HOFSTRA *	L	70-78
1/16/05	at VCU *	W	62-54
1/20/05	at Old Dominion *	L	59-77
1/23/05	DREXEL *	L	63-73
1/27/05	at Delaware *	L	40-67
1/29/05	TOWSON *	L	51-62
2/3/05	at UNC Wilmington * (OT)	L	67-70
2/6/05	at Hofstra *	L	63-79
2/11/05	GEORGE MASON *	L	51-69
2/13/05	at James Madison *	L	61-66
2/17/05	DELAWARE *	L	53-68
2/20/05	OLD DOMINION *	L	50-68
2/24/05	VCU *	L	61-72
2/27/05	at Drexel *	L	45-56
3/3/05	at Towson *	L	52-67
3/9/05	vs. Hofstra 3	L	52-68

1 - Odwalla Classic, San Francisco, Calif.; 2 - Image Depot Shootout, Tampa, Fla.; 3 - CAA Tournament, Fairfax, Va.

2005-06

Overall 15-13

CAA 11-7

11/18/05	vs. Pittsburgh 1	L	49-76
11/19/05	vs. Colgate 1	W	64-62
11/23/05	NORFOLK STATE	W	70-43
11/26/05	at Liberty	L	56-73
11/29/05	at Longwood	W	82-58
12/2/05	MT. ST. MARY'S (OT)	L	75-84
12/4/05	at UNC Wilmington *	L	45-52

12/17/05	at Hampton	W	66-57
12/30/05	at Vanderbilt	L	66-92
1/2/06	HIGH POINT	L	61-71
1/6/06	at Georgia State *	W	75-61
1/8/06	OLD DOMINION *	L	68-77
1/13/06	at Drexel *	W	58-50
1/15/06	at George Mason *	L	51-70
1/20/06	VCU *	W	55-52
1/22/06	DELAWARE *	W	73-62
1/27/06	at Towson *	W	51-33
1/29/06	at James Madison *	L	49-73
2/3/06	HOFSTRA *	W	69-62
2/5/06	GEORGE MASON *	L	55-58
2/10/06	at Northeastern *	W	58-54
2/12/06	at VCU *	W	70-66
2/17/06	GEORGIA STATE *	W	78-50
2/19/06	JAMES MADISON *	W	82-70
2/24/06	UNC WILMINGTON *	W	63-61
2/26/06	at Old Dominion *	L	33-85
3/2/06	DREXEL *	L	44-64
3/8/06	vs. Georgia State 2	L	66-81

1 - TD Banknorth Classic, Burlington, Vt.; 2 - CAA Tournament, Fairfax, Va.

2006-07

Overall 19-12

CAA 10-8

11/11/06	at Maine	L	46-66
11/16/06	at Richmond	W	67-54
11/19/06	NORTH TEXAS	W	64-58
11/21/06	LONGWOOD	W	70-27
11/26/06	at High Point	L	62-74
11/28/06	at Virginia Tech	W	64-41
12/3/06	TOWSON *	L	59-66
12/8/06	at Mt. St. Mary's (OT)	L	58-66
12/10/06	HOWARD	W	78-63
12/21/06	at Norfolk State	W	73-58
12/29/06	RADFORD	W	54-47
1/2/07	at Duquesne	W	69-54
1/4/07	at Drexel *	W	48-43
1/7/07	GEORGE MASON *	W	47-46
1/11/07	UNC WILMINGTON *	W	60-50
1/14/07	at James Madison *	L	51-76
1/18/07	at Delaware *	L	55-68
1/21/07	NORTHEASTERN *	W	58-49
1/25/07	at Georgia State *	W	77-76
1/28/07	at Old Dominion *	L	47-63
2/1/07	DREXEL *	W	75-50
2/4/07	JAMES MADISON *	L	59-72
2/7/07	at Hofstra *	L	56-62
2/11/07	at UNC Wilmington *	W	56-38
2/15/07	at VCU *	L	54-68
2/18/07	OLD DOMINION *	L	52-56
2/22/07	GEORGIA STATE * (OT)	W	55-53
2/25/07	at George Mason *	W	65-56
3/1/07	VCU *	W	75-53
3/8/07	vs. George Mason 1	W	79-69
3/9/07	vs. Hofstra 1	L	46-71

1 - CAA Tournament, Newark, Del.

2007-08

Overall 14-18

CAA 7-11

11/9/07	vs. Campbell 1	W	71-53
11/10/07	vs. Penn 1	W	87-64
11/20/07	RICHMOND	L	64-68
11/23/07	at Radford	L	58-71
11/26/07	at Marquette	L	61-79
11/29/07	MAINE	W	63-62
12/4/07	at Kentucky	L	44-75
12/7/07	at Longwood	W	70-56
12/9/07	at Howard	W	90-56
12/20/07	DUQUESNE	L	60-61
12/28/07	vs. Iona 2	L	69-76
12/29/07	vs. UC Irvine 2	W	71-56
1/6/08	TOWSON *	L	48-57
1/9/08	at VCU *	L	53-73
1/13/08	DELAWARE *	W	61-57
1/17/08	at Georgia State *	W	75-57
1/20/08	OLD DOMINION *	L	55-63
1/24/08	at George Mason *	L	42-47
1/27/08	at Drexel *	W	54-50
1/31/08	UNC WILMINGTON *	W	72-62
2/3/08	JAMES MADISON *	L	53-69
2/7/08	at Towson *	W	56-53
2/10/08	at Old Dominion *	L	68-83
2/14/08	at James Madison *	L	60-77

2/17/08	NORTHEASTERN *	L	64-65
2/21/08	DREXEL *	L	38-54
2/24/08	at UNC Wilmington *	W	67-57
2/28/08	HOFSTRA *	W	70-50
3/2/08	at Northeastern *	L	52-57
3/6/08	VCU *	L	57-61
3/13/08	vs. Georgia State 3	W	82-60
3/14/08	vs. James Madison 3	L	46-53

1 - ISIS Classic, Elon, N.C.; 2 - Bank of Hawai'i Invitational, Honolulu, Hawaii; 3 - CAA Tournament, Newark, Del.

2008-09

Overall 14-17

CAA 6-12

11/14/08	vs. Morgan State 1	L	48-70
11/15/08	at UNC Asheville 1	W	62-50
11/20/08	NORFOLK STATE	W	98-38
11/23/08	DELAWARE STATE	W	54-41
11/28/08	at New Mexico 2	L	51-68
11/29/08	vs. Butler 2	W	53-50
12/4/08	HOWARD	W	80-55
12/6/08	at Richmond	L	47-63
12/19/08	HAMPTON	L	59-72
12/29/08	at St. Peter's 3	W	60-51
12/30/08	vs. NJIT 3	W	58-46
1/4/09	at Towson *	W	61-60
1/8/09	DREXEL *	W	63-57
1/11/09	UNC WILMINGTON *	W	59-55
1/15/09	at VCU *	L	52-69
1/18/09	at Hofstra *	L	45-55
1/22/09	OLD DOMINION *	L	48-66
1/25/09	at Northeastern *	L	55-59
1/29/09	VCU *	L	61-75
2/1/09	GEORGIA STATE *	W	82-68
2/5/09	at James Madison *	L	57-73
2/8/09	at Drexel * (OT)	L	74-76
2/11/09	at Delaware *	L	51-62
2/15/09	GEORGE MASON *	W	74-63
2/19/09	NORTHEASTERN *	L	58-68
2/22/09	at UNC Wilmington * (OT)	L	66-70
2/26/09	JAMES MADISON *	L	72-73
3/1/09	TOWSON *	W	61-50
3/4/09	at Old Dominion *	L	72-87
3/12/09	vs. Hofstra 4	W	63-62
3/13/09	vs. VCU 4	L	52-72

1 - Asheville Invitational, Asheville, N.C.; 2 - Holiday Inn Express & Suites Midtown Classic, Albuquerque, N.M.; 3 - Saint Peter's Holiday Classic, Jersey City, N.J.; 4 - CAA Tournament, Harrisonburg, Va.

2009-10

Overall 12-18

CAA 5-13

11/15/09	RADFORD	W	70-40
11/19/09	at Hampton	L	66-71
11/22/09	DAVIDSON	W	74-63
11/24/09	at Iowa	L	54-78
11/27/09	vs. South Alabama 1	W	46-40
11/28/09	at Seattle 1	W	69-58
12/3/09	RICHMOND	L	47-60
12/18/09	at Norfolk State	W	80-52
12/20/09	vs. High Point 2	L	58-66
12/21/09	vs. Southern 2	W	67-41
12/30/09	at Delaware St.	W	55-47
1/3/10	HOFSTRA *	W	55-48
1/7/10	at Drexel *	L	43-46
1/10/10	at UNC Wilmington *	L	63-70
1/14/10	NORTHEASTERN *	W	74-65
1/17/10	VCU *	L	77-85
1/21/10	at Hofstra *	L	51-68
1/24/10	at George Mason *	W	69-55
1/28/10	OLD DOMINION *	L	65-88
1/31/10	UNC WILMINGTON *	L	59-69
2/4/10	at Delaware *	L	55-84
2/7/10	at Georgia State *	L	60-63
2/11/10	JAMES MADISON *	W	64-56
2/14/10	TOWSON *	L	60-63
2/18/10	at VCU *	L	58-83
2/21/10	DELAWARE *	L	52-65
2/25/10	at Old Dominion *	L	52-70
2/28/10	at James Madison *	L	59-71
3/3/10	DREXEL *	W	71-65
3/11/10	vs. Hofstra 3	L	50-66

1 - SeattleU Thanksgiving Invitational, Seattle, Wash.; 2 - Gator Holiday Classic, Gainesville, Fla.; 3 -

CAA Tournament, Harrisonburg, Va.

2010-11

Overall 3-26

CAA 2-16

11/14/10	at Wisconsin	L	38-65
11/19/10	at Davidson	L	47-69
11/21/10	at Wake Forest	L	64-82
11/26/10	vs. Bradley 1	L	62-65
11/27/10	vs. Buffalo 1	L	56-66
12/5/10	SETON HALL (OT)	L	67-73
12/15/10	NORFOLK STATE	W	74-59
12/18/10	VIRGINIA TECH (2OT)	L	78-94
12/20/10	RICHMOND	L	59-69
12/29/10	at Longwood	L	77-82
1/2/11	VCU *	L	61-73
1/6/11	JAMES MADISON *	L	75-89
1/9/11	at Northeastern *	L	56-69
1/13/11	at Delaware *	L	51-60
1/16/11	DREXEL *	L	58-59
1/20/11	at James Madison *	L	59-72
1/23/11	GEORGE MASON *	W	69-57
1/27/11	OLD DOMINION *	L	55-68
1/30/11	at UNC Wilmington *	L	59-82
2/3/11	at Hofstra *	L	65-79
2/6/11	at Towson *	L	55-66
2/10/11	UNC WILMINGTON *	L	48-72
2/13/11	DELAWARE * (OT)	L	66-70
2/17/11	at Drexel * (OT)	L	74-80
2/20/11	GEORGIA STATE *	W	76-66
2/24/11	at Old Dominion *	L	65-70
2/27/11	at VCU *	L	56-62
3/2/11	HOFSTRA *	L	84-91
3/10/11	vs. Hofstra 2	L	67-89

1 - Cancun Thanksgiving Classic, Cancun, Mexico;
2 - CAA Tournament, Upper Marlboro, Md.

2011-12

Overall 10-20

CAA 3-15

11/6/11	CORNELL	W	85-54
11/14/11	at Richmond	L	57-77
11/18/11	NAVY	L	58-61
11/21/11	at Virginia Tech	W	78-59
11/28/11	at Norfolk State (2OT)	W	79-76
11/30/11	LONGWOOD	W	76-43
12/4/11	at Delaware	L	57-73
12/15/11	NORTH CAROLINA A&T	W	74-68
12/19/11	at Long Island	L	69-78
12/21/11	at Seton Hall	W	61-54
12/28/11	GEORGE WASHINGTON	W	66-74
12/30/11	ELIZABETH CITY STATE	W	81-70
1/5/12	GEORGE MASON *	W	76-66
1/8/12	HOFSTRA *	L	97-100
1/12/12	at Towson *	L	75-77
1/15/12	VCU *	L	80-83
1/19/12	at George Mason *	L	70-82
1/22/12	JAMES MADISON *	L	40-50
1/26/12	OLD DOMINION *	W	83-80
1/29/12	at Northeastern *	L	71-82
2/2/12	at Hofstra *	L	75-82
2/5/12	at UNCW *	L	77-80
2/9/12	TOWSON *	L	50-56
2/12/12	DREXEL *	L	59-78
2/16/12	at VCU *	W	66-63
2/19/12	UNCW *	L	71-78
2/23/12	at Drexel *	L	43-72
2/26/12	at Georgia State *	L	62-74
2/29/12	DELAWARE *	L	53-79
3/8/12	vs. VCU 1	L	69-78

1 - CAA Tournament, Upper Marlboro, Md.

2012-13

Overall 8-22

CAA 6-12

11/9/12	EAST CAROLINA	L	62-68
11/11/12	at Pittsburgh	L	74-76
11/14/12	VIRGINIA UNION	W	78-44
11/18/12	at George Washington	L	51-58
11/24/12	vs. Austin Peay 1	W	88-76
11/25/12	at UT San Antonio 1	L	50-76
12/4/12	at Navy	L	64-69
12/8/12	at Radford	L	55-72
12/21/12	at North Carolina A&T	L	78-85
12/30/12	at Cornell	L	56-60
1/2/13	Winthrop	L	70-81
1/6/13	at Hofstra *	L	53-56

1/8/13	UNCW*	L	52-61
1/10/13	at Northeastern* (OT)	L	69-71
1/17/13	at James Madison*	L	52-82
1/20/13	DREXEL*	L	46-58
1/24/13	TOWSON	W	59-50
1/27/13	OLD DOMINION*	W	73-69
1/31/13	at UNCW*	W	63-61
2/3/13	JAMES MADISON*	L	63-68
2/7/13	at Georgia State*	L	52-57
2/10/13	at George Mason*	L	56-57
2/15/13	NORTHEASTERN* (OT)	W	78-70
2/17/13	DELAWARE*	L	44-66
2/21/13	at Old Dominion	L	64-75
2/24/13	at Drexel	L	47-62
2/26/13	GEORGIA STATE*	W	79-73
3/2/13	at Towson*	L	63-79
3/6/13	GEORGE MASON*	W	63-53
3/15/13	vs. Drexel 2	L	31-65

1- UTSA Thanksgiving Classic; 2- CAA Tournament, Upper Marlboro, Md.

2013-14

Overall 8-21

CAA 5-11

11/11/13	at Longwood	L	52-59
11/15/13	at East Carolina	L	57-69
11/19/13	HIGH POINT	L	60-61
11/23/13	at Winthrop	L	71-84
11/29/13	vs. Green Bay 1	L	44-90
11/30/13	vs. Massachusetts 1 (OT)	W	96-88
12/5/13	LA SALLE	L	59-73
12/18/13	RADFORD	W	67-53
12/21/13	OLD DOMINION	L	49-60
12/28/13	vs. Saint Louis 2	W	66-56
12/29/13	at 14/10 Iowa State 2	L	65-85
1/3/14	NORTH CAROLINA A&T	L	58-60
1/9/14	DELAWARE*	L	39-57
1/12/14	at Charleston*	L	65-101
1/16/14	DREXEL*	L	42-66
1/23/14	at UNCW*	L	59-60
1/26/14	TOWSON*	W	69-60
1/30/14	at Drexel*	L	42-66
2/2/14	CHARLESTON*	W	81-76
2/4/14	JAMES MADISON*	L	48-72
2/9/14	at Hofstra*	L	56-66
2/13/14	at Northeastern*	L	58-79
2/16/14	UNCW*	W	97-44
2/20/14	at Towson*	L	69-75
2/23/14	at Delaware*	W	68-64
2/27/14	NORTHEASTERN*	W	67-50
3/2/14	at James Madison*	L	42-83
3/5/14	HOFSTRA* (2OT)	L	77-80
3/13/14	vs. UNCW 3	L	65-67

1- Maine Thanksgiving Tournament; 2- Cyclone Challenge (Iowa State); 3- CAA Tournament, Upper Marlboro, Md.

2014-15

Overall 15-16

CAA 9-9

Women's Basketball Invitational

11/14/14	LOYOLA	W	72-71
11/17/14	at Old Dominion	L	58-65
11/21/14	at North Carolina A&T	W	59-57
11/23/14	at High Point (OT)	L	80-87
11/26/14	VCU	W	56-48
11/29/14	LONGWOOD	W	90-55
12/2/14	at Radford	W	81-71
12/6/14	at La Salle	L	71-78
12/18/14	at Wofford	W	71-51
12/21/14	MAINE	L	51-54
12/28/14	RICHMOND	L	56-59
1/4/15	at UNCW*	L	62-63
1/6/15	at Towson* (OT)	L	69-77
1/9/15	ELON*	L	59-72
1/11/15	JAMES MADISON*	L	43-65
1/15/15	DREXEL*	L	46-49
1/18/15	at Delaware*	W	50-48
1/22/15	at James Madison*	L	50-92
1/25/15	HOFSTRA*	W	57-56
1/29/15	UNCW*	W	67-62
2/1/15	at Northeastern* (2OT)	W	72-66
2/6/15	at Drexel* (2OT)	W	72-68
2/8/15	at Hofstra*	L	46-52
2/13/15	DELAWARE*	L	56-61
2/15/15	CHARLESTON*	W	74-59
2/22/15	at Elon*	L	60-64
2/26/15	at Charleston*	W	84-55

3/1/15	NORTHEASTERN*	W	62-47
3/4/15	TOWSON*	W	68-56
3/13/15	vs. Hofstra ¹	L	51-64
3/19/15	at Xavier ²	L	56-57

1- CAA Tournament, Upper Marlboro, Md. 2- Women's Basketball Invitational, Cincinnati, Ohio

2015-16

Overall 15-15

CAA 6-12

11/13/15	at Mount St. Mary's	W	76-74
11/16/15	GRAMBLING	W	74-55
11/20/15	at Richmond	L	50-56
11/23/15	at Loyola (Md)	W	62-61
11/25/15	AMERICAN	W	62-51
12/1/15	at Delaware State	W	65-59
12/3/15	WOFFORD	W	75-55
12/5/15	at Clemson	W	58-41
12/17/15	NORFOLK STATE	W	67-47
12/21/15	at VCU	L	47-73
12/29/15	OLD DOMINION	W	75-64
1/3/16	JAMES MADISON* (OT)	W	65-59
1/8/16	at Towson*	W	73-54
1/10/16	DREXEL*	L	50-67
1/15/16	at Northeastern* (OT)	L	68-69
1/17/16	at Hofstra*	L	45-75
1/22/16	UNCW*	W	77-65
1/26/16	at Delaware*	L	63-67
1/29/16	CHARLESTON*	L	51-55
1/31/16	NORTHEASTERN*	W	69-62
2/5/16	at Elon*	L	51-73
2/7/16	at UNCW*	L	44-59
2/12/16	HOFSTRA*	L	53-61
2/14/16	DELAWARE*	L	53-69
2/19/16	at James Madison*	L	63-83
2/21/16	at Charleston*	W	66-40
2/26/16	TOWSON*	W	78-65
3/2/16	ELON*	L	64-74
3/9/16	vs. Towson ¹	L	65-71

1- CAA Tournament, Upper Marlboro, Md

ALL-TIME ROSTER

•A•A•

Aadland, Lauren	2005-09
Ackerman, Sally	1952-53
Adams, C.J.	1955-56
Adams, Jennie	1984-85
Adams, Marty	1945-46
Adams, Sally	1945-46, 47-48
Akens, Ashleigh	1990-94
Aldridge, Janine	2008-13
Alexander, Nancy	1948-49, 50-51
Alexander, Virginia	1927-29
Allen, Carol	1970-72
Allen, Jean	1940-41
Allen, Mercedes	1936-37, 38-39
Allen, Natalie	1945-47
Allen, Peggy	1939-42
Alexander, Chloe	2013-14
Armitage, Anne	1939-40
Applegate, Sally	1954-55
Armitage, Anne	1940-42
Armitage, Caroline	1939-41
Armitage, Janet	1973-74
Armstrong, Sadie	1924-25
Arnold, Mary	1923-25
Avery, Evelyn	1957-58
Averyt, Katie	1995-99

•B•B•

Baer, Harriet	1961-62
Baier, Megan	2000-03
Bailey, Cynthia	1973-74
Ball, Emma	1922-24
Ball, Quanda	1998-00
Barksdale, Martha	1919-21
Barrett, Kay	1967-68
Barry, Marge	1930-31
Barton, Robyn	2006-10
Bass, Barbara	1951-52
Bastress, Nancy	1935-36
Baughman, Margaret	1929-32
Beard, Barbara	1934-36
Beatty, Jane	1945-46
Beazley, Jeannette	1921-22
Beck, Dorothy	1931-35
Beck, Elizabeth	1941-42
Becker, Betsy	1980-84
Beinbrink, Carol	1944-46
Belgard, Billie	1934-35
Bell, Judy	1952-53
Bennett, B.J.	1949-50
Bennett, Lucy	1937-39
Benson, Tiffany	2006-10
Berry, Jennie	1960-61
Best, Charlotte	1921-25
Bibee, Avery	1929-32
Birdsong, Gene	1961-62
Bishop, Ginger	1928-29
Black, Barbara	1944-46
Blair, Sue	1961-62
Blanchard, Esther	1933-34
Blazek, Mary Ann	1970-74
Boggs, Bianca	2015-present
Bolton, Evelyn	1938-39
Boone, Jalen	2004-07
Boone, Jazmen	2011-2015
Booth, Anne	1930-33
Booth, Frances	1931-33
Borenstein, Betty	1945-47
Bowman, P.	1945-46
Boyd, Faith	1998-00
Bradshaw, Ann	1938-39
Bradshaw, Karen	1988-89, 91-92
Brame, Mildred	1930-32
Brennan, Mary	1977-79
Briscoe, Margaret	1957-60
Brittle, Roberta	1934-36
Brizendine, Lindsey	2001-05
Broach, Franny	1957-59
Broman, Diane	1970-71
Brooker, Lauren	1999-01
Brooks, Florence	1940-41

Brosnan, Mary	1977-78
Brougher, Winifred	1934-36
Brown, Dorothy	1922-23, 25-26
Brown, Dot	1928-29
Brown, Kathryn	1939-40
Brown, Mary	1930-31
Browne, Rashelle	1998-99, 00-01
Bryan, Judy	1960-64
Buchanan, Camilla	1962-64
Bull, Elizabeth	1938-39, 40-42
Burbaker, Annabel	1935-36
Burger, Elizabeth	1932-34
Burgess, Norma	1946-47
Burgess, Reba	1946-47
Burke, Alice	1919-20
Burke, Nancy	1925-26, 27-29
Butler, Fran	1944-45
Butts, Kia	2001-05
Byron, Leila	1979-82

•C•C•

Campbell, Marianne	1982-84
Carbo, Nicole	1997-01
Cardwell, Tracey	1987-89
Carl, Helen	1936-37
Carlson, Meci	1959-60
Carmody, Jean	1949-51
Carney, Michelle	1989-90, 91-93
Carr, Beverly	1959-60
Carr, Ilene	1958-60
Carr, Lynn	1957-58
Carroll, Jenna	2014-2016
Carter, Marjorie	1925-27
Carter, Mindy	2004-06
Carter, Nancy	1925-27
Casey, Carla	1989-93
Cashion, Ruth	1919-20
Catlett, Lucy	1938-39
Cecconi, Amanda	1983-84
Cecil, Jean	1934-37
Chambers, Sandy	1977-78
Chammings, Dot	1933-35
Chappell, Sylvia	1971-72
Charbonnet, Jan	1954-56
Chase, Nellie Gordon	1921-22, 23-25
Chewning, Leila	1928-32
Chiles, Beth	1962-64
Christiansen, Jane	1939-40, 41-42
Clawson, Barbara	1936-37
Clinton, Joan	1977-78
Cloud, Ruth	1938-39
Coffman, Betty	1961-64
Cogle, Sally	1925-27
Cole, Dorothy	1938-39
Combs, Sarah	1997-99
Conklin, Carrie	1995-96, 97-99
Connolly, Loree	1979-83
Cooper, Nekisa	1994-98
Correal, Emily	2009-13
Cowlbeck, Cary	1987-91
Cox, Mary	1936-37
Crane, Catherine	1930-31
Cronk, Sally	1951-52
Cruse, Tiara	2005-06
Cullen, Pat	1963-65
Culpepper, Pat	1954-55
Cummings, Anne	1933-36
Curtis, Kasey	2013-present
Custis, Margaret	1922-23

•D•D•

Dabney, Mary	1930-32
Dahm, Sally	1951-54
Daiger, Katherine	1935-37
Dale, Betty	1933-35
Darden, Vivian	1947-48
Dargan, Cecelia	1977-79
Davenport, Margaret	1949-50
Davis, Ann	1950-51
Davis, Charlotte	1919-21
Davis, Frances	1924-25

Davis, Harriette	1933-36
Davis, Kathe	1961-63
Davis, Maureen	1958-59
Davis, Pat	1957-59
Davis, Sue	1954-56
Day, Marilyn	1963-64
Dayvault, Rebecca	1989-93
DeHaven, Kyle	2003-05
DeHaven, Phyllis	1946-47
DeHenzel, Katherine	2007-12
Delaney, Dabney	1961-62
DeLashmutt, Nancy	1931-32
DeLeonibus, Ashley	2014-2015
DeSaussure, Mary	1933-34
DeShazo, Lena	1926-28
DeSilvio, Sandy	1980-84
Diggs, Rose	1947-48
Dignan, Margaret	1928-29
Divers, Patty Jo	1957-58
Dixon, Jeannie	1960-61
Dixon, Julia	1921-25
Dorset, Gail	1958-59
Douglas, Elizabeth	1938-40
Dreyer, Virginia	1931-33
Dreyer, Vivian	1929-32
Duckett, Betsy	1995-96
Dugan, Ann	1986-89
Duke, Elizabeth	1925-28
Dunleavy, Emily	1929-31
Duvoisin, Grace	1941-42

•E•E•

Easter, Amy	1973-74
Edel, Bruce	1962-63
Edgerton, Emily	1936-37
Edwards, Annabelle	1970-72
Edwards, Lizbeth	1977-81
Eger, Sally	1949-50
Ellett, Dorothy	1945-46
Elliott, Grace	1936-39
Ellis, Anne	1936-37
Engelhardt, Ali	2015-present
English, Yvonne	1952-53
Ercole, Kelly	2000-01, 02-04
Esther, Terry	1933-35
Etheridge, Viola	1925-26
Evans, Angie	1987-91
Evans, Maureen	1984-88

•F•F•

Farmer, Lois	1959-60
Fehse, Norma	1944-46
Felts, Annie	1930-31
Figley, Margaret	1938-39
Fippin, Julia Anne	1930-31
Fisher, Bebe	1949-53
Fisher, Nancy	1944-45
Fitz, Alex	2004-05
Fleck, Betty	1930-31
Flippo, Martha	1920-21
Floyd, Donna	1958-60
Flynn, Courtney	2008-10
Foeppel, Helen	1934-36
Ford, Edith	1929-32, 33-34
Forstbauer, Suzy	1961-62
Franko, Joyce	1973-74
Fraughnaugh, Kate	1920-21
Frazier, Patricia	1967-68
Fruland, Judy	1955-56, 57-59

•G•G•

Gaffney, Mike	1959-60
Gale, Mickey	1958-59
Garner, Nari	2016-present
Garrison, Helen	1920-21
Gates, Jennifer	1994-97
Gaumont, Jeanne	2014-present
Gayton, Marilyn	1990-94
George, Jean	1936-37
Gethers, Christin	2000-01, 02-04
Gibbons, Frances	1920-25

Giddings 1937-38
 Gildner, Peggy 1937-39
 Gland, Aleia 2007-11
 Glen, Sally 1940-41
 Goodwin, Sally 1962-64
 Gould, Pam 1977-80
 Goyne, Evelyn 1935-36
 Grant, Barbara 1944-46
 Graves, Pat 1958-59
 Gray, Fonda 1984-88
Green, Jenna 2014-present
 Green, Julia 1919-20
 Griggs, Susan 1958-59
 Groggins, Jane 1936-37
 Gross, Andrea 1998-02
 Grossmann, Lucie 1930-31
 Grubbs, Nancy 1957-60
 Gunnell, Barbara 1940-41
 Gwaltney, Annetta 1925-27

•H•H•

Haabestad, Shirley 1950-54
 Hairfield, Beth 1984-88
 Hale, Connie 1939-42
 Hale, Virginia 1925-26
 Hall, Marie 1946-47
 Hamiel, Julie 1993-97
 Hamilton, Seena 1941-42
 Hammond, Bebe 1949-53
 Hanrahan, Janet 1980-84
 Harris, Pam 1977-78
 Hartman, Eleanor 1959-61
 Hasemeyer, Ruth 1950-52
 Hastings, Elizabeth 1923-24
 Hawley, Frances 1946-48
 Heath, Kelly 2006-10
 Hedrick, Peggy 1951-52
 Helfrich, Dorothy 1967-68
 Hendricks, Janice 1940-41
 Herman, Adelaide 1945-46
 Heuser, Ann 1949-50
 Hicks, Cynthia 1967-68
 Hicks, Percy 1959-60
 Hilton, Taylor 2009-13
 Hochstrasser, Harrie 1945-47
 Hoddick, Elizabeth 1935-37
 Hoffman, Sandi 1958-59
 Hofstaedter, Alexis 2013-2015
 Hogg, Jane 1945-47
 Holder, Gail 1970-71
 Holder, Tammy 1977-80
 Hollander, Rhoda 1939-40
 Holliday, Aubrey 1930-34
 Holloway, Sharon 1979-80
 Holmes, Julie 1950-52
 Holzmueeller, Ruth 1935-37, 38-39
 Hook, Mary 1945-46
 Hoover, Mary 1947-48
 Hopson, Barbara 1961-65
 Horn, Nancy 1932-36
 Horner, Ginny 2001-03
 Hoss, Barbara 1957-58
 House, Fran 1947-50
 House, Gay 1960-61
 House, Joyce 1960-61
 Hudak, Elsie 1930-34
 Hudgins, Linda 1960-61
 Huey, Kay 1959-60
 Huffman, Ann 1948-50
 Hunt, Lois 1922-23
Hunter, Latrice 2013-present
 Huntley, Kris 1978-81
 Hutcheson, Jane 1935-39

•I•I•

Irving, Margaret 1931-33

•J•J•

Jackson, Nancy 1948-49
 James, Devin 2004-08

Jarvis, Frances 1941-42
 Jenkins, Julie 1977-78
 Jerrow, Jerry 1946-47
 Jerry, Helen 1939-40
 Johnson, Karen 1978-82
 Johnson, Nancy 1929-30
 Jones, Debbie 1971-73
Jones, Misha 2015-present
 Jordan, Karen 1983-87

•K•K•

Kaplan, Lauren 2001-02
 Kaufmann, Tamara 1992-95
 Kaylor, Kyra 2003-08
 Kealey, Bridget 1981-85
 Kell, Dani 2004-09
 Kelly, Margaret 1938-39
 Kemp, Isabel 1927-29
 Kent, Carol 1953-55
 Kerstetter, Kyla 2011-2015
 Kestler, Anna 2011-2015
 Kettner, Dianne 1961-62
 Keyser, Anne 1933-34
 Khasidis, Aquendine 1991-95
 Kidder, Martha 1990-91
 King, Charlotte 1926-30
 King, Pat 1955-56
 King, Phyllis 1934-36
 Kirk, Lynn 1960-61
 Kite 1921-22
 Klvac, Karen 1982-84
 Knapp, Hilary 1952-53
 Kneeland, Betty 1924-26
 Koehl, Lisa 1983-87
 Koester, Susan 1983-87
 Kolb 1931-32
 Krug, Robin 1967-68
 Kyle, Muriel 1940-41

•L•L•

Lamb, Sue 1941-42, 44-45
 LaMonte, Lisa 1995-97
 Lamp 1947-48
 Lampman, Lil 1973-74
 Lane, Tiffany 1996-98
 Lange, Jami 2001-03
 Lankford, Dot 1927-28
 Lawson, Betty 1945-46
 Layne, Manu 1958-59
 Layton, Anne 1936-38
 Leavitt, Anne 1939-41
 Leavitt, Avery 1948-51
 LeBair, Peggy 1937-41
 LeBlanc, Claire 1977-79
 Leckie, Neil 1958-59
 Lemke, Diane 1963-64
 Lengnick, Evelyn 1936-37
 Lenham, Dottie 1949-50
 Lenz, Laurie 1993-94
 Lewis, Dominique 2002-03
 Limont, Bobbie 1953-55
 Locher, Liz 1941-42
 Longino, Virginia 1938-39, 40-42
 Longworth, Edna 1941-42
 Love, Louise 1922-23, 24-26
 Lowry, Julie 1962-63
 Lowry, Lucille 1930-32
 Lusardi, Jean 1963-66
 Lutz, Vicki 1980-84
 Lyne, Rosemary 1937-39
 Lyon, Sue 1989-90

•M•M•

Mabry, Eleanor 1940-41
 Maitland, Mildred 1925-28
 Marino, Robin 1986-90
 Marolla, Jaye 2001-02
 Marshall, Helen 1939-40
Masaquel, Alexandra 2013-present

Martin, Biddy 1972-73
 Martin, Cynthia 1992-96
 Martin, Margaret 1934-35
 Mathieu, Kaitlyn 2010-14
 Matthews, Alice 1955-56
 May, Beth 1985-87
 McCaffrey, Colleen 2002-04
 McCall, Margaret 1922-23
 McCarthy, Kate 1984-85
 McConaghy, Harriet 1940-41
 McCoy, Carolyn 1972-74
 McCoy, Dawn 1987-89
 McDaniel, Marguerite 1925-27
 McDaniels, Lisa 1977-78
 McDermott, Bobbi 1961-62
 McGee, Janet 1977-79, 80-81
 McIntyre, Nina 1993-97
 McKenna, Jaclyn 2009-13
 McLeod, Lynn 1967-68
 McMenamin, Marguerite 1933-34
 McMurrin, Mary 1919-20
 McNeil, Sarah 2003-05
 Mead, Robin 1972-73
 Meddock 1938-39
 Meneffee, Ann 1946-47
 Miles, Jeanne 1925-27
 Miller, Evelyn 1939-40
 Miller, Hilda 1927-28
 Miller, Jean 1936-39
 Miller, Mary Jane 1939-40
 Milona, Mar-C 1962-64
 Milstead, Irma 1941-42
 Mims, Aline 1939-40
 Mims, Judy 1944-45
 Mims, Patricia 1938-39, 41-42
 Mitchell, Ann 1937-40
 Mitchell, Katherine 1931-33
 Mitchell, Margaret 1937-39
 Mode, Mildred 1937-38
 Moller, Lindsey 2006-11
 Moody, Ellen 1924-26
 Moore, Mary 1930-31
 Morgan, Betsy 1963-64
 Morrison, Beth 1949-51
 Morrison, Mackenzie 2011-present
 Morrison, Pat 1963-65
 Morrow, Nancy 1940-41
 Mortlock, Helen 1999-02
 Moss, Elizabeth 1924-25
 Murchison, Chanel 2008-13
 Murphy, Ruth 1933-37
 Murphy, Virginia 1945-47, 48-49
 Muskey, Jessica 1996-00

•N•N•

Neider, Linda 1961-63
 Nelson, Lucy 1936-38
 Nemerow, Rebecca 1996-99
 Neumer, Katy 2003-07
 Norenberg, Lynn 1977-81
 Nunn, Donna 1959-61

•O•O•

O'Gorman, Sue 1978-79
 Obitz, Sally 1945-47
 Oblender, Jane 1946-47
 Oblinger, Katy 2007-11
 Oewel, Mary 1930-31
 Oliver, Isabel 1940-41
 Ott, Elaine 1945-46

ALL-TIME ROSTER

•P•P•

Padgett, Katherine	1930-31
Page, Connie	1927-28
Paisley, Marty	1950-52
Parks, Ann	1960-61
Passow, Elaine	1946-48
Patterson, Mary	1934-36
Perkins, Minge	1925-26
Perry, Mary	1946-47
Philhower, Margaret	1945-47
Pierce, Blanche	1927-29
Piquette, Gill	1934-36
Pomeroy, Juanita	1948-51
Portell, Courtney	2005-09
Prock, Camila	2014-2015
Pulley, Carolyn	1949-50
Pye, Taysha	2008-12

•Q•Q•

Quick, Mary	1929-30
-------------	---------

•R•R•

Raita, Irma	1931-32
Ranges, Florence	1931-32
Rankin, Claire	1949-52
Rankin, Sarah	1986-87
Ranone, Mary	1996-00
Reavis, B.J.	1948-49
Rees, Mary	1936-37
Rendle, Abby	2014-present
Renzel, Emily	1959-60
Repass, Ella	1930-32
Revels, Jamie	2012-13
Rew, Sarah	1921-22
Reynolds, Victoria	2016-present
Richardson, Nelle	1920-21
Richardson, Peggy	1928-29
Riddle, Millie	1945-47
Riggan, Mary Lou	1951-55
Riggins, Betty	1949-51
Riggins, Lee	1946-48, 49-50
Roberson, Tara	1991-95
Roberts, Frankie	1926-27
Roberts, June	1955-56, 57-59
Roberts, Lois	1929-31
Robertson, Brenda	1962-64
Robinson, Jo Ann	1955-56
Rojko, Phyllis	1970-71
Rose, Virginia	1963-64
Ross, Jean	1938-39
Ruffin, Virginia	1920-21
Rutherford, Katherine	1940-41

•S•S•

Sacalis, Liz	1949-53
Sadler, Lisa	1989-91
Sale, Kathryn	1935-37
Saunders, Addie	1921-22
Saunders, Frances	1922-23
Sawyer, Etta	1924-26
Sazonova, Maria	2002-05
Schiel, Lizzie	2002-06
Schilling, Janet	1939-40
Schuler, Genelle	1994-96
Scott, Nancy	1977-81
Searle, Ann	1936-39
Senic, Betty Ann	1954-55
Settles, Yolanda	1992-96
Seward, Dorothy	1924-26
Sheahan, Peggy	1934-36
Shearin, Evelyn	1970-72
Sheehan, Karen	1991-92
Sheffield, Linda	1963-65
Sheridan, Jeanne	1935-36
Sherman, Kathryn	1936-37
Shoemaker, Ruth	1958-59
Shwartz, Ornit	2000-02
Simmerman, Carol	1953-56
Sinclair, Caroline	1922-24
Sinclair, Curly	1927-28

Sinclair, Lucy	1921-22, 23-24
Singleton, Marjorie	1922-23
Siudut, Heidi	1992-94
Sjorstrom	1931-32
Slomp, Julia	1921-22
Smith, Chandler	2015-present
Smith, Helen	1920-21
Smith, Kate	1997-98
Smith, Melissa	1954-56
Smith, Tommy	1945-47
Smoot, Nannie	1936-37
Snead, Rosemary	1962-64
Sobota, Jen	1999-03
Sollenberger, Anne	1928-32
Sommer, Julie	1995-99
Sommers, Ruth	1923-24
Spaeth, Mary	1938-39
Sparks, Cheryl	1985-87
Sparks, Emily	1931-32
Spindle, Susie	1959-61
Sprague, Isabel	1940-41
Spruill, Dawn	1987-90
Stagg, Doris	1934-35
Stanton, Angel	1990-94
Sterling, Carolyn	1963-65
Sterling, Dixie	1935-36
Sterling, Ellen	1921-22
Sterling, Virginia	1934-35
Stevenson, Adele	1933-36
Stevenson, Susan	1961-63
Stewart, Brooke	2012-2016
Stokes, Joyce	1971-72
Stone, Edith	1921-22
Stone, Grace	1950-51
Stone, Tiffany	1987-91
Storch, Hazel	1930-31
Stratton, Cornelia	1936-37
Streets, Patty	1972-74
Stringfellow, Lele	1926-27
Strock, Betty	1978-82
Stroh, Sarah	2003-07
Studz, Helen	1930-33
Sullivan, Bridget	1961-64
Sutherland, Daisy	1927-28

•T•T•

Tait, Linda	1988-89
Tanis, Dawn	1994-98
Tanner, Elizabeth	1926-29
Tausanovitch, Katie	2005-07
Taylor, Ashley	2016-present
Taylor, Debbie	1982-86
Taylor, Karen	1977-78
Teal, Ethel	1938-39
Terry, Ruth	1967-68
Thomas, Miatta	1990-92
Thomas-Drolet, Julianne	2005-08
Thompkins, Louise	1925-27
Thompson, Cathy	1962-63
Thompson, Gerry	1962-64
Thompson, Laura	1993-94
Thompson, Terry	1964-65
Thorne, Karen	1981-83
Thornton, Ann	1972-74
Timberlake, Rebecca	1935-36
Tinsley, Billie	1967-68
Torrence, Claudia	1935-39
Townsend, Anne	1922-24, 25-26
Tremba, Marlena	2013-present
Trevillian, Marian	1933-35
Troupe, Corinne	1930-31
Tucker, Claudy	1960-62
Turner, Chris	1981-84
Tuthill, Margaret	1920-21

•U•U•

Underwood, Margaret	1961-62
---------------------	---------

•V•V•

Verberg, Helen	1952-53
----------------	---------

1921-22, 23-24
1922-23
1992-94
1931-32
1921-22

2015-present

1920-21
1997-98
1954-56
1945-47
1936-37
1962-64
1999-03
1928-32
1995-99
1923-24
1938-39
1985-87
1931-32
1959-61
1940-41
1987-90
1934-35
1990-94
1963-65
1935-36
1921-22
1934-35
1933-36
1961-63
2012-2016
1971-72
1921-22
1950-51
1987-91
1930-31
1936-37
1972-74
1926-27
1978-82
2003-07
1930-33
1961-64
1927-28

1988-89
1994-98
1926-29
2005-07

2016-present

1982-86
1977-78
1938-39
1967-68
1990-92
2005-08
1925-27
1962-63
1962-64
1993-94
1964-65
1981-83
1972-74
1935-36
1967-68
1935-39
1922-24, 25-26
2013-present
1933-35
1930-31
1960-62
1981-84
1920-21

1961-62

1952-53

Vermilye, Lil	1970-71
Vetter, Sherry	1967-68
Vineyard, Anne	1944-46
Von Holle, Kate	1996-00
Vosburgh, Jean	1935-39

•W•W•

Waddell, Linda	1933-35, 36-37
Wade, Debbie	1984-88
Wadsworth, Elizabeth	1920-21
Wagner, Bridget	1993-97
Walden, Nancy	1959-60
Walker, Linda	1960-63
Walker, Quintina	1997-99, 00-02
Walker, Sally	1939-40
Wallace, Helen	1934-36
Walsh, Margie	1970-72
Walthall, Janice	1970-71
Warring, Peggy	1951-53
Watson, Brenda	1988-92
Watson, Elizabeth	1925-26
Weaver, Florence	1930-32
Webb, Marion	1945-46
Weber, Margaret	1933-34
Webster, Marjorie	1940-41
Weed, Geddie	1934-36
Wells, Dorothy	1933-34
West, Emily	1985-87
Westbrook, Betty Lou	1970-71, 72-73
Wetherell, Barbara	1967-68
White, Judy	1954-55
Whittaker, Jane	1934-35
Whittaker, Lula	1920-22
Whittaker, Nella	1936-38
Whorley, June	1936-38
Wilcox	1931-33
Wilfong, Jean	1940-42
Wilkens, Anna	1923-27
Wilkens, Isabel	1936-37
Wilkins, Edith	1927-28
Willems, Victoria	2010-14
Willer, Janet	1960-61, 62-63
Williams, Augusta	1940-42
Williams, Betty	1960-61
Williams, Julie	1987-88
Williams, Margaret	1935-36
Williams, Pat	1971-73
Williamson, Tiffany	1988-92
Wilmer, Erin	2000-01
Wilson, Cathy	1971-74
Winn, Agnes	1927-31
Wise, Sue	1981-84
Wolfgang, Bonnie	1944-46
Wood, Diane	1963-64
Wood, Jane	1953-55
Woods, Mary	1936-37, 38-39
Woodson, Stacy	1998-01
Wright, Audrey	1950-51
Wyatt, Barbara	1927-31
Wyatt, Maggie	1954-55

•Y•Y•

Yachnin, Florence	1938-42
Yarbrough, Cheryl	1979-83
Yeaman, Peggy	1933-35
Young, Debbie	1952-53
Young, Pearle	1928-32

•Z•Z•

Zehmer, Mary	1921-22
Zimmerman, Cathy	1970-71
Zimmerman, Harriet	1925-26

Current players in **BOLD**

SINGLE-GAME SCORING

(From 1975-present)

1.	39	Lynn Norenberg (vs UR)	1/15/80
2.	33	Ashleigh Akens (vs USF)	12/5/92
	33	Lynn Norenberg (at GW)	11/30/79
	33	Taysha Pye (vs JMU)	2/11/10
5.	32	Aquendine Khasidis (vs AU)	3/12/93
	32	Taysha Pye (vs. HOF)	1/8/12
	32	Jen Sobota (at HOF)	2/8/03
7.	31	Janet Armitage (vs Roanoke)	2/27/75
	31	Angie Evans (at JMU)	2/13/88
	31	Lynn Norenberg (at Radford)	1/10/81
10.	30	Emily Correale (at NC A&T)	12/21/12
	30	Taysha Pye (vs JMU)	2/26/09
	30	Kyra Kaylor (at GSU)	1/25/07
	30	Kyra Kaylor (at GSU)	1/6/06
	30	Jen Sobota (vs Army)	1/2/01
	30	Aquendine Khasidis (vs Army)	12/20/94
16.	29	Marlena Tremba (vs. Towson)	3/9/16
	29	Taysha Pye (vs ODU)	1/27/11
	29	Taysha Pye (at Long Island)	12/19/11
	29	Julie Sommer (vs AU)	1/3/99
	29	Ashleigh Akens (at UNCW)	2/20/94
	29	Ashleigh Akens (vs AU)	1/11/92
	29	Angie Evans (vs UNC)	12/2/90
21.	28	Alex Masaquel (vs. Towson)	2/26/16
	28	Emily Correale (vs. JMU)	2/3/13
	28	Emily Correale (at Radford)	12/8/12
	28	Taysha Pye (vs NSU)	12/15/10
	28	Kyra Kaylor (at NU)	2/10/06
	28	Karen Thorne (at VCU)	12/11/82
	28	Lynn Norenberg (vs VCU)	3/7/81
	28	Lynn Norenberg (vs GMU)	2/28/80

SINGLE-GAME SCORING

(Prior to 1975)

1.	53	Bebe Fisher (vs Norfolk Div.)	2/13/52
2.	38	Judy Fruland (at Westhampton)	12/24/59
3.	37	Jean Lusardi (vs Lynchburg)	2/19/65
	37	Louise Love (vs GW)	2/20/25
5.	36	Louise Love (vs Adelphi)	2/21/25
6.	32	Shirley Haabestad (at Sweet Briar)	2/20/54
	32	Louise Love (at Swarthmore)	1/12/23
8.	31	Bebe Fisher (at ND of MD)	3/10/51
	31	Mary Zehmer (vs Soc. Serv.)	3/18/22
10.	30	Mar-C Milona (vs Fort Eustis)	12/11/63
	30	Anne Layton (vs Sweet Briar)	2/20/37
	30	Louise Love (at NYU)	3/6/26



Ashleigh Akens '94




Kyra Kaylor '07

SINGLE-SEASON SCORING

	Pts	Player	G	Season
1.	522	Kyra Kaylor	28	2005-06
2.	493	Taysha Pye	30	2009-10
3.	486	Emily Correale	30	2012-13
4.	484	Taysha Pye	29	2010-11
	484	Lynn Norenberg	28	1978-79
6.	474	Aquendine Khasidis	29	1994-95
7.	462	Kyra Kaylor	32	2007-08
8.	459	Kyra Kaylor	31	2006-07
9.	456	Ashleigh Akens	28	1993-94
10.	427	Lynn Norenberg	22	1977-78
11.	417	Marlena Tremba	30	2015-16
12.	414	Jen Sobota	29	2000-01
13.	413	Alex Masaquel	30	2015-16
14.	405	Angie Evans	27	1990-91
15.	401	Janet McGee	32	1980-81
16.	400	Marilyn Gayton	28	1993-94
	400	Ashleigh Akens	27	1991-92
18.	399	Jen Sobota	29	2001-02
19.	397	Emily Correale	30	2011-12
20.	396	Ashleigh Akens	28	1992-93

ANNUAL SCORING LEADERS

Year	Player	Points	Avg
2016	Marlena Tremba	417	13.9
2015	Marlena Tremba	389	12.5
2014	Marlena Tremba	384	13.2
2013	Emily Correale	486	16.2
2012	Emily Correale	397	13.2
2011	Taysha Pye	484	16.7
2010	Taysha Pye	493	16.4
2009	Tiffany Benson	373	12.0
2008	Kyra Kaylor	462	14.4
2007	Kyra Kaylor	459	14.8
2006	Kyra Kaylor	522	18.6
2005	Kyle DeHaven	319	11.4
2004	Kyra Kaylor	394	13.6
2003	Jen Sobota	336	12.0
2002	Jen Sobota	399	13.8
2001	Jen Sobota	414	14.3
2000	Jen Sobota	362	13.4
1999	Julie Sommer	355	13.1
1998	Julie Sommer	307	11.4
1997	Julie Hamiel	267	9.9
1996	Julie Sommer	293	10.9
1995	Aquendine Khasidis	474	16.3
1994	Ashleigh Akens	456	16.3
1993	Ashleigh Akens	396	14.1
1992	Ashleigh Akens	400	14.8
1991	Angie Evans	405	15.0
1990	Angie Evans	340	12.6
1989	Tiffany Stone	341	12.6
1988	Angie Evans	309	11.9
1987	Karen Jordan	392	14.5
1986	Karen Jordan	393	14.6
1985	Karen Jordan	368	13.6
1984	Betsy Becker	220	8.1
1983	Karen Thorne	319	12.8
1982	Cheryl Yarbrough	329	11.8
1981	Janet McGee	401	12.5
1980	Lynn Norenberg	324	20.3
1979	Lynn Norenberg	484	17.3
1978	Lynn Norenberg	427	19.4
1977	--		
1976	Janet Armitage	163	16.3
1975	Janet Armitage	244	16.3



Bebe Fisher '53

SCORING RECORDS



Devin James '08

SINGLE-SEASON SCORING AVERAGE

(minimum 15 games, 1975-present)

Avg	Player	G	Season
1. 20.3	Lynn Norenberg	16	1979-80
2. 19.4	Lynn Norenberg	22	1977-78
3. 18.6	Kyra Kaylor	28	2005-06
4. 17.3	Lynn Norenberg	28	1978-79
5. 16.8	Lynn Norenberg	16	1980-81
6. 16.7	Taysha Pye	29	2010-11
7. 16.4	Taysha Pye	30	2009-10
8. 16.3	Aquendine Khasidis	29	1994-95
16.3	Ashleigh Akens	28	1993-94
16.3	Janet Armitage	15	1974-75
11. 16.2	Emily Correal	30	2012-13
12. 15.0	Angie Evans	27	1990-91
13. 14.8	Kyra Kaylor	31	2006-07
14.8	Ashleigh Akens	27	1991-92
15. 14.6	Karen Jordan	27	1985-86
16. 14.5	Karen Jordan	27	1986-87
17. 14.4	Kyra Kaylor	32	2007-08
14.4	Mary Ranone	24	1999-00
19. 14.3	Jen Sobota	29	2000-01
14.3	Marilyn Gayton	28	1993-94

SINGLE-SEASON SCORING AVERAGE

(Min. 70 % played, prior to 1975)

Avg	Player	G	Season
1. 29.8	Bebe Fisher	6	1951-52
2. 21.4	Judy Fruland	5	1958-59
3. 21.3	Mary Zehmer	3	1921-22
4. 21.0	Jean Lusardi	6	1964-65
5. 20.7	Bebe Fisher	6	1949-50
6. 20.0	Louise Love	8	1924-25
7. 19.7	Bebe Fisher	7	1950-51
8. 19.3	Louise Love	10	1925-26
19.3	Judy Fruland	7	1957-58
10. 19.0	Shirley Haabestad	5	1953-54


CAREER SCORING

Pts	Player	G	Seasons
1. 1873	Kyra Kaylor	124	2003-08
2. 1659	Taysha Pye	117	2008-12
3. 1511	Jen Sobota	113	1999-03
4. 1504	Lynn Norenberg	82	1977-81
5. 1372	Ashleigh Akens	110	1990-94
6. 1349	Emily Correal	117	2009-13
7. 1348	Devin James	119	2004-08
8. 1340	Angie Evans	106	1987-91
9. 1317	Janine Aldridge	128	2008-13
10. 1305	Karen Jordan	105	1983-87
11. 1216	Julie Sommer	106	1995-99
12. 1190	Marlena Tremba	90	2013-16
13. 1155	Marilyn Gayton	110	1990-94
14. 1146	Tiffany Stone	108	1987-91
15. 1112	Aquendine Khasidis	110	1991-95
16. 1071	Tiffany Benson	124	2006-10
17. 1021	Tiffany Willamson	108	1988-92
18. 962	Quintina Walker	107	1997-99, 2000-02
19. 916	Jazmen Boone	115	2011-15
20. 911	Debbie Wade	97	1984-88

CAREER SCORING AVERAGE

(minimum 30 games)

Avg	Player	G	Seasons
1. 18.3	Lynn Norenberg	82	1977-81
2. 15.1	Kyra Kaylor	124	2003-08
3. 15.0	Janet Armitage	40	1973-76
4. 14.2	Taysha Pye	117	2008-2012
5. 13.4	Jen Sobota	113	1999-03
6. 13.2	Marlena Tremba	90	2013-16
7. 12.6	Angie Evans	106	1987-91
8. 12.5	Ashleigh Akens	110	1990-94
9. 12.4	Karen Jordan	105	1983-87
10. 11.8	Karen Thorne	49	1981-83
11. 11.6	Kyle DeHaven	57	2003-05
12. 11.5	Emily Correal	117	2009-13
13. 11.5	Julie Sommer	106	1995-99
14. 11.3	Devin James	119	2004-08
15. 11.1	Jami Lange	47	2001-03
16. 10.8	Cheryl Yarbrough	82	1979-83
17. 10.6	Tiffany Stone	108	1987-91
18. 10.5	Marilyn Gayton	110	1990-94
19. 10.3	Janine Aldridge	128	2008-13
19. 10.1	Aquendine Khasidis	110	1991-95
20. 9.5	Janet McGee	76	1977-79, 80-81



Janet McGee '81



Julie Sommer '99

TEAM SEASON SCORING

Points	G	Season
1. 2213	32	1980-81
2. 2058	30	2011-12
3. 1995	28	1993-94
4. 1981	32	2007-08
5. 1955	29	2001-02
6. 1949	31	2014-15
7. 1896	31	2008-09
8. 1879	31	2006-07
9. 1862	30	2015-16
10. 1833	30	2012-13

TEAM SEASON SCORING AVERAGE

Avg	G	Season
1. 71.2	28	1993-94
2. 70.5	22	1977-78
3. 69.2	32	1980-81
4. 68.6	30	2011-12
5. 67.4	29	2001-02
6. 66.1	25	1982-83
7. 65.5	27	1997-98
8. 64.8	25	1979-80
9. 63.9	27	1998-99
10. 62.9	31	2014-15

CAREER SCORING PROGRESSION

Pts	Athlete	Lasted	Next Record
6	Mary McMurrin	1 game	1/9/1921
23	Helen Garrison	4 games	3/18/1922
64	Mary Zehmer	6 games	3/23/1923
430	Louise Love	219 games	3/10/52
471	Bebe Fisher	209 games	1/22/1976
600	Janet Armitage	58 games	1/10/1978
1504	Lynn Norenberg	679 games	3/9/2003
1511	Jen Sobota	124 games	12/4/2007
1873	Kyra Kaylor	176 games	-

SINGLE-GAME REBOUNDS

1.	21	Emily Correal (vs. ECU)	11/9/12
	21	Ashleigh Akens (vs ECU)	2/26/92
	21	Karen Jordan (vs LU)	1/21/84
	21	Janet McGee (vs GMU)	12/3/80
	21	Tiffany Stone (at UNCW)	1/21/91
	21	Tiffany Stone (vs LU)	2/15/90
	21	Tiffany Stone (at ETSU)	12/2/89
8.	20	Debbie Wade (vs UNCW)	2/8/86
9.	19	Quintina Walker (at UR)	11/29/01
	19	Beth Hairfield (vs CSU)	12/5/87
	19	Betty Strock (vs JMU)	2/9/80
12.	18	9 Players	

SINGLE-SEASON REBOUNDS

1.	357	Tiffany Benson	2008-09
2.	334	Kyra Kaylor	2005-06
3.	305	Tiffany Stone	1988-89
4.	295	Ashleigh Akens	1993-94
	295	Tiffany Stone	1989-90
6.	281	Kyra Kaylor	2006-07
7.	278	Ashleigh Akens	1992-93
8.	273	Tiffany Stone	1990-91
9.	270	Kyra Kaylor	2007-08
10.	259	Tiffany Benson	2007-08
	259	Emily Correal	2011-12

SINGLE-SEASON REBOUND AVERAGE (minimum 15 games)

Avg	Player	G	Season
1.	11.9	Kyra Kaylor	28 2005-06
2.	11.5	Tiffany Benson	31 2008-09
3.	11.3	Tiffany Stone	27 1988-89
4.	10.9	Tiffany Stone	27 1989-90
5.	10.5	Ashleigh Akens	28 1993-94
6.	10.1	Tiffany Stone	27 1990-91
7.	9.9	Ashleigh Akens	28 1992-93
8.	9.2	Beth Hairfield	24 1987-88
9.	9.1	Kyra Kaylor	31 2006-07
10.	8.8	Ashleigh Akens	27 1991-92

CAREER REBOUNDS

1.	1124	Kyra Kaylor (328o-796d)	2003-08
2.	1043	Tiffany Stone (415o-638d)	1987-91
3.	1040	Tiffany Benson (515o-525d)	2006-10
4.	915	Ashleigh Akens (346o-569d)	1990-94
5.	839	Emily Correal (267o-572d)	2009-13
6.	783	Rebecca Dayvault (316o-467d)	1989-93
7.	739	Quintina Walker (293o-446d)	1997-02
8.	737	Karen Jordan (105 games)	1983-87
9.	724	Debbie Wade (79o-645d)	1984-88
10.	698	Betty Strock (109 games)	1978-82
11.	677	Devin James (294o-383d)	2004-08
12.	648	Beth Hairfield (76o-572d)	1984-88
13.	642	Marilyn Gayton (255o-387d)	1990-94
14.	573	Lizabeth Edwards (104 games)	1977-81
15.	568	Taysha Pye (239o-329d)	2008-12

CAREER REBOUND AVERAGE (minimum 30 games)

Avg	Player	G	Season
1.	9.7	Tiffany Stone	108 1987-91
2.	9.1	Kyra Kaylor	124 2003-08
3.	8.4	Tiffany Benson	124 2006-10
4.	8.3	Ashleigh Akens	110 1990-94
5.	7.5	Debbie Wade	97 1984-88
6.	7.3	Rebecca Dayvault	108 1989-93
7.	7.2	Emily Correal	117 2009-13
8.	7.0	Karen Jordan	105 1983-87
9.	6.9	Quintina Walker	107 1997-02
10.	6.4	Beth Hairfield	101 1984-88
11.	6.4	Betty Strock	109 1978-82
12.	6.3	Janet McGee	76 1977-79,80-81
13.	6.1	Alexandra Masaquel	72 2013-16
14.	5.8	Kyle DeHaven	57 2003-05
15.	5.8	Marilyn Gayton	110 1990-94

CAREER DEFENSIVE REBOUNDS

1.	796	Kyra Kaylor (380o-796d)	2003-08
2.	645	Debbie Wade (79o-645d)	1984-88
3.	628	Tiffany Stone (415o-628d)	1987-91
4.	572	Emily Correal (267o-572d)	2009-13
	572	Beth Hairfield (76o-572d)	1984-88
6.	569	Ashleigh Akens (346o-569d)	1990-94
7.	525	Tiffany Benson (515o-525d)	2006-10
8.	467	Rebecca Dayvault (316o-467d)	1989-93
9.	446	Quintina Walker (293o-446d)	1997-02
10.	387	Marilyn Gayton (255o-387d)	1990-94
11.	384	Kaitlyn Mathieu (152o-384d)	2010-14
12.	383	Devin James (294o-383d)	2004-08
13.	348	Mary Ranone (184o-348d)	1996-00
14.	338	Julie Hamiel (152o-338d)	1993-97
15.	329	Taysha Pye (239o-329d)	2008-12

CAREER DEFENSIVE REBOUND AVG (MIN 30 GAMES)

1.	6.6	Debbie Wade	97 1984-88
2.	6.4	Kyra Kaylor	124 2003-08
3.	5.8	Tiffany Stone	108 1987-91
4.	5.7	Beth Hairfield	101 1984-88
5.	5.2	Ashleigh Akens	110 1990-94
6.	4.9	Emily Correal	117 2009-13
7.	4.3	Rebecca Dayvault	108 1989-93
8.	4.2	Abby Rendle	47 2014-16
9.	4.2	Tiffany Benson	124 2006-10
10.	4.2	Kyle DeHaven	57 2003-05
11.	4.2	Quintina Walker	107 1997-99,00-02
12.	3.9	Alexandra Masaquel	72 2013-16
13.	3.5	Marilyn Gayton	110 1990-94
14.	3.3	Mary Ranone	104 1996-00
15.	3.3	Kaitlyn Mathieu	115 2010-14

OFFENSIVE REBOUNDS

1.	515	Tiffany Benson	515o-525d 2006-10
2.	415	Tiffany Stone	415o-628d 1987-91
3.	346	Ashleigh Akens	346o-569d 1990-94
4.	328	Kyra Kaylor	328o-796d 2003-08
5.	316	Rebecca Dayvault	316o-467d 1989-93
6.	294	Devin James	294o-383d 2004-08
7.	293	Quintina Walker	293o-446d 1997-02
8.	267	Emily Correal	267o-572d 2009-13
9.	255	Marilyn Gayton	255o-387d 1990-94
10.	239	Taysha Pye	239o-329d 2008-12
11.	217	Bridget Wagner	217o-237d 1993-97
12.	213	Jaclyn McKenna	213o-287d 2009-13
13.	201	Taylor Hilton	201o-208d 2009-13
14.	200	Angie Evans	200o-291d 1987-91
	200	Dani Kell	200o-312d 2004-09

TEAM SINGLE-GAME REBOUNDS

Rebs	Opponent	Date
1.	66 East Carolina	2/26/92
2.	64 Bridgewater	2/6/81
3.	61 at Longwood	11/22/80
4.	60 at Norfolk State	12/21/06
5.	59 at Howard	12/9/07
	59 at Wake Forest	1/15/83
7.	58 at Hampton	11/19/09
	58 Richmond	1/21/00
9.	57 Winthrop	1/2/13
	57 Winthrop	11/27/87

TEAM SINGLE-SEASON REBOUNDS

Rebs	G	Season
1.	1365	32 1980-81
2.	1273	31 2008-09
3.	1266	30 2009-10
4.	1238	32 2007-08
5.	1201	31 2006-07
6.	1161	28 1993-94
7.	1143	28 1981-82
8.	1135	29 1994-95
9.	1134	27 1984-85
10.	1127	29 2001-02

ANNUAL REBOUNDING LEADERS

Year	Player	Rebs	Avg
2016	Alexandra Masaquel	225	7.5
2015	Alexandra Masaquel	192	6.4
2014	Kaitlyn Mathieu	230	7.9
2013	Emily Correal	237	7.9
2012	Emily Correal	259	8.6
2011	Taysha Pye	169	5.8
2010	Tiffany Benson	241	8.0
2009	Tiffany Benson	357	11.5
2008	Kyra Kaylor	270	8.4
2007	Kyra Kaylor	281	9.1
2006	Kyra Kaylor	334	11.9
2005	Kyle DeHaven	166	5.9
2004	Kyra Kaylor	219	7.6
2003	Dominique Lewis	123	4.4
2002	Quintina Walker	214	7.4
2001	Quintina Walker	224	7.7
2000	Kate Von Holle	201	7.4
1999	Mary Ranone	164	6.1
1998	Quintina Walker	198	7.3
1997	Julie Hamiel	162	6.0
1996	Julie Hamiel	136	5.4
1995	Bridget Wagner	159	5.5
1994	Ashleigh Akens	295	10.5
1993	Ashleigh Akens	278	9.9
1992	Ashleigh Akens	238	8.8
1991	Tiffany Stone	273	10.1
1990	Tiffany Stone	295	10.9
1989	Tiffany Stone	305	11.3
1988	Debbie Wade	225	8.3
1987	Karen Jordan	214	7.9
1986	Karen Jordan	221	8.2
1985	Karen Jordan	204	7.6
1984	Betsy Becker	190	7.0
1983	Loree Connolly	151	6.0
1982	Loree Connolly	159	5.7
1981	Janet McGee	244	7.6
1980	Betty Strock	199	8.0
1979	Betty Strock	193	6.9
1978	Sandy Chambers	163	7.8

TEAM SINGLE-SEASON REBOUNDING AVERAGE

Avg	G	Season
1.	43.0	22 1977-78
2.	42.7	32 1980-81
3.	42.2	30 2009-10
4.	42.0	27 1984-85
5.	41.5	28 1993-94
6.	41.1	28 2008-09
7.	41.0	27 1989-90
8.	40.8	28 1981-82
9.	40.4	25 1982-83
10.	40.2	28 1992-93

ASSIST RECORDS

ANNUAL ASSIST LEADERS

Year	Player	Assists	Avg
2016	Marlena Tremba	119	4.0
2015	Jenna Green	100	3.2
	Jazmen Boone	100	3.2
2014	Jazmen Boone	73	2.5
2013	Anna Kestler	84	2.8
2012	Katherine DeHenzel	172	5.7
2011	Katherine DeHenzel	106	3.7
2010	Katherine DeHenzel	95	3.3
2009	Katy Oblinger	89	3.7
2008	Devin James	67	2.1
2007	Sarah Stroh	117	3.8
2006	Sarah Stroh	113	4.0
2005	Kyle DeHaven	121	4.3
2004	Kyle DeHaven	137	4.7
2003	Jen Sobota	112	4.0
2002	Jen Sobota	132	4.6
2001	Jen Sobota	151	5.2
2000	Jen Sobota	108	4.0
1999	Katie Averyt	111	4.1
1998	Nekisa Cooper	72	2.7
1997	Katie Averyt	157	5.8
1996	Katie Averyt	136	5.0
1995	Tara Roberson	91	3.1
1994	Tara Roberson	82	2.9
	Angel Stanton	82	2.9
1993	Tara Roberson	90	3.2
1992	Tiffany Williamson	54	2.0
1991	Tiffany Williamson	92	3.4
1990	Robin Marino	80	3.0
1989	Robin Marino	92	3.5
1988	Robin Marino	95	3.5
1987	Debbie Wade	90	3.3
1986	Debbie Taylor	86	3.2
1985	Debbie Taylor	58	2.1
1984	Vicki Lutz	97	3.6
1983	Vicki Lutz	56	2.2
1982	Cheryl Yarbrough	79	2.8
1981	Cheryl Yarbrough	66	2.2
1980	Karen Johnson	61	2.4
	Nancy Scott	61	2.4
1979	Lynn Norenberg	45	1.6
1978	Tammy Holder	80	3.6



Jen Sabota '03

SINGLE-GAME ASSISTS

1.	16	Jen Sobota (vs Davidson)	12/10/00
2.	14	Katie Averyt (vs Hampton)	12/20/95
3.	13	Katie Averyt (vs ECU)	2/7/97
4.	12	Katherine DeHenzel (vs HOF)	1/8/12
5.	11	Sarah Stroh (vs Delaware)	1/22/06
	11	Katie Averyt (vs ECU)	2/5/99
	11	Cheryl Yarbrough (vs Hampton)	3/3/81
8.	10	Marlena Tremba (at Clemson)	12/5/15
	10	Katherine DeHenzel (at VCU)	2/27/11
	10	Katherine DeHenzel (at GMU)	1/19/12
	10	Katherine DeHenzel (at VT)	11/21/11
	10	Katy Oblinger (vs Howard)	12/4/08
	10	Sarah Stroh (vs GSU)	2/17/06
	10	Jen Sobota (at Pitt)	11/16/01
	10	Katie Averyt (vs CofC)	12/20/97
	10	Katie Averyt (vs Hofstra)	12/1/96
	10	Tara Roberson (vs Harvard)	11/27/93

SINGLE-SEASON ASSISTS

1.	172	Katherine DeHenzel	2011-12
2.	157	Katie Averyt	1996-97
3.	151	Jen Sobota	2000-01
4.	137	Kyle DeHaven	2003-04
5.	136	Katie Averyt	1995-96
6.	132	Jen Sobota	2001-02
7.	121	Kyle DeHaven	2004-05
8.	119	Marlena Tremba	2015-16
9.	118	Jenna Green	2015-16
10.	117	Sarah Stroh	2006-07
11.	113	Sarah Stroh	2005-06
12.	112	Jen Sobota	2002-03
13.	111	Katie Averyt	1998-99

SINGLE-SEASON ASSIST AVERAGE

Avg	Player	G	Season
1.	5.8	Katie Averyt	27 1996-97
2.	5.7	Katherine DeHenzel	30 2011-12
3.	5.2	Jen Sobota	29 2000-01
4.	5.0	Katie Averyt	27 1995-96
5.	4.7	Kyle DeHaven	29 2003-04
6.	4.6	Jen Sobota	29 2001-02
7.	4.3	Kyle DeHaven	28 2004-05
8.	4.1	Katie Averyt	27 1998-99
9.	4.0	Sarah Stroh	28 2005-06
	4.0	Jen Sobota	28 2002-03
	4.0	Jen Sobota	27 1999-00
4.0	Marlena Tremba	30	2015-16

CAREER ASSISTS

1.	503	Jen Sobota	1999-03
2.	474	Katie Averyt	1995-99
3.	429	Katherine DeHenzel	2007-12
4.	325	Sarah Stroh	2003-07
5.	318	Robin Marino	1986-90
6.	305	Tara Roberson	1991-95
7.	284	Janine Aldridge	2008-13
8.	265	Jazmen Boone	2001-15
9.	258	Kyle DeHaven	2003-05
10.	244	Marlena Tremba	2013-16
11.	243	Taysha Pye	2008-12
	243	Devin James	2004-08
13.	241	Lizzie Schiel	2002-06
14.	234	Debbie Wade	1984-88
15.	231	Nekisa Cooper	1994-98
16.	227	Debbie Taylor	1982-86

CAREER ASSIST AVERAGE

Avg	Player	G	Season
1.	4.5	Kyle DeHaven	57 2003-05
2.	4.5	Jen Sobota	113 1999-03
3.	4.4	Katie Averyt	107 1995-99
4.	3.9	Katherine DeHenzel	111 2007-12
5.	3.6	Jenna Green	61 2014-16
6.	3.3	Jami Lange	47 2001-03
7.	3.0	Robin Marino	107 1986-90
8.	2.8	Sarah Stroh	115 2003-07

2.8	Tara Roberson	110	1991-95
10. 2.7	Marlena Tremba	90	2013-16

SINGLE-SEASON ASSIST/TO RATIO

(minimum 25 assists)

Ratio	Player	A:TO	Season
1.	1.90	Katherine DeHenzel	174:92 2011-12
2.	1.85	Latrice Hunter	87:47 2014-15
3.	1.74	Jami Lange	92:53 2001-02
4.	1.57	Jaye Marolla	33:21 2001-02
5.	1.54	Katherine DeHenzel	106:69 2010-11
6.	1.51	Tara Roberson	85:59 1994-95
7.	1.43	Lizzie Schiel	86:60 2005-06
8.	1.38	Katie Averyt	157:114 1996-97
9.	1.37	Jami Lange	63:46 2002-03
10.	1.36	Katy Oblinger	34:25 2010-11

CAREER ASSIST/TO RATIO

(minimum 100 assists)

Ratio	Player	A:TO	Season
1.	1.57	Jami Lange	155:99 2001-03
2.	1.51	Latrice Hunter	147:97 2013-P
3.	1.34	Katherine DeHenzel	429:319 2007-12
4.	1.28	Jenna Green	100:78 2014-P
5.	1.25	Anna Kestler	161:128 2011-15
6.	1.15	Katy Oblinger	170:148 2007-11
7.	1.09	Katie Averyt	474:437 1995-99
	1.09	Tara Roberson	303:278 1991-95
	1.09	Tammy Holder	114:105 1977-80
10.	1.04	Sarah Stroh	325:313 2003-07
	1.04	Jen Sobota	503:482 1999-03

TEAM SINGLE-SEASON ASSISTS

Assists	G	Season
1.	466	30 2015-16
	466	31 2014-15
	466	30 2011-12
3.	432	30 2012-13
4.	424	29 2003-04
5.	419	31 2008-09
6.	399	28 1993-94
7.	396	28 2005-06
8.	389	29 1994-95
9.	388	28 2002-03
10.	385	31 2006-07

TEAM SINGLE-SEASON ASSIST AVERAGE

Avg	G	Season
1.	15.5	30 2015-16
	15.5	30 2011-12
3.	15.0	31 2014-15
4.	14.9	22 1977-78
5.	14.6	29 2003-04
6.	14.4	30 2012-13
7.	14.3	28 1993-94
8.	14.1	28 2005-06
9.	13.9	28 2002-03
10.	13.8	27 1996-97

TEAM SINGLE-SEASON ASSIST/TO RATIO

Ratio	A:TO	Season
1.	1.08	466:432 2015-16
2.	0.91	466:511 2011-12
3.	0.88	466:527 2014-15
4.	0.82	380:465 2013-14
5.	0.80	396:495 2005-06
	0.80	388:484 2002-03
7.	0.79	432:545 2012-13
8.	0.77	379:490 2001-02
9.	0.71	366:519 1995-96
10.	0.70	419:599 2008-09

SINGLE-GAME FG MADE

1.	17	Louise Love (vs GW)	2/20/25
2.	17	Louise Love (vs Adelphi)	2/21/25
3.	16	Louise Love (at Swarthmore)	1/12/23
4.	15	Mary Zehmer (vs Social Services School)	3/18/22
5.	14	Lynn Norenberg (vs VWU)	1/15/80
14		Louise Love (at NYU)	3/6/26
7.	13	Ashleigh Akens (at UNCW)	2/20/94
13		Viola Ethridge (vs Chowan)	2/16/26
13		Lele Stringfellow (at Westhampton)	2/15/27

SINGLE-SEASON FG MADE

FGM	Player	G	Season
1.	204	Lynn Norenberg	28 1978-79
2.	186	Alexandra Masaquel	30 2015-16
3.	183	Lynn Norenberg	22 1977-78
4.	182	Taysha Pye	30 2009-10
5.	181	Kyra Kaylor	28 2005-06
6.	178	Emily Correal	30 2012-13
7.	170	Aquendine Khasidis	29 1994-95
8.	168	Taysha Pye	29 2010-11
9.	165	Tiffany Benson	31 2008-09
10.	164	Marilyn Gayton	28 1993-94

CAREER FG MADE

FGM	Player	G	Season
1.	609	Kyra Kaylor	124 2003-08
	609	Lynn Norenberg	82 1977-81
3.	589	Taysha Pye	117 2008-12
4.	510	Karen Jordan	105 1983-87
5.	504	Jen Sobota	113 1999-03
	504	Angie Evans	106 1987-91
7.	501	Ashleigh Akens	110 1990-94
8.	493	Devin James	119 2004-08
9.	491	Emily Correal	117 2009-13
10.	479	Janine Aldridge	128 2008-13

SINGLE-GAME FG ATTEMPTED

1.	29	Taysha Pye (vs ODU)	1/27/11
2.	27	Marlena Tremba (vs. HPU)	11/23/14
	27	Taysha Pye (at JMU)	2/28/10
4.	26	Taysha Pye (vs JMU)	2/11/10
	26	Taysha Pye (at UD)	2/4/10
6.	24	Taysha Pye (at LIU)	12/19/11
	24	Taysha Pye (NSU)	12/15/10
	24	Kyra Kaylor (vs MSM)	12/2/05
	24	Bridget Kealey (at ECU)	2/16/85
10.	23	Emily Correal (ECU)	11/9/12
	23	Taysha Pye (vs. UD)	2/29/12
	23	Taysha Pye (vs TOW)	2/14/10
	23	Dani Kell (at NSU)	12/21/06
	23	Jen Sobota (at UR)	2/24/00
	23	Angie Evans (vs UNC)	12/2/90

SINGLE-SEASON FG ATTEMPTED

FGA	Player	G	Season
1.	439	Taysha Pye	30 2009-10
2.	432	Taysha Pye	29 2010-11
	432	Aquendine Khasidis	29 1994-95
4.	405	Emily Correal	30 2012-13
5.	389	Kyra Kaylor	28 2005-06
6.	380	Jen Sobota	29 2001-02
7.	376	Angie Evans	27 1990-91
8.	375	Jen Sobota	29 2000-01
	375	Jen Sobota	27 1999-00
10.	374	Devin James	32 2007-08

CAREER FG ATTEMPTED

FGA	Player	G	Season
1.	1449	Taysha Pye	117 2008-12
2.	1427	Jen Sobota	113 1999-03
3.	1332	Kyra Kaylor	124 2003-08
4.	1327	Angie Evans	106 1987-91
5.	1321	Devin James	119 2004-08
6.	1314	Janine Aldridge	128 2008-13
7.	1247	Emily Correal	117 2009-13
8.	1145	Karen Jordan	105 1983-87
9.	1103	Aquendine Khasidis	110 1991-95
10.	1084	Lynn Norenberg	82 1977-81

CAREER FG PERCENTAGE (MIN 200 MADE)

Avg	Player	G	Season
1.	.562	Lynn Norenberg (609-1084)	1977-81
2.	.545	Ashleigh Akens (501-919)	1990-94
3.	.524	Karen Thorne (206-393)	1981-83
4.	.513	Alex Masaquel (301-587)	2013-16
5.	.485	Tiffany Stone (466-961)	1987-91
6.	.482	Abby Rendle (203-421)	2014-16
7.	.482	Jaclyn McKenna (281-583)	2009-13
8.	.476	Janet McGee (298-626)	1977-79, 80-81
9.	.473	Julie Hamiel (327-691)	1993-97
10.	.460	Mary Rangone (321-698)	1996-00

SINGLE-GAME FG PERCENTAGE (8 MADE)

1.	1.000	Jazmen Boone (vs UNCW)	2/12/14 (8-8)
2.	.900	Marilyn Gayton (vs. Harvard)	11/27/93 (9-10)
3.	.889	Ashleigh Akens (UNCW)	1/25/92 (8-9)
	.889	Colleen McCaffrey (vs Cleveland St.)	12/29/02 (8-9)
5.	.857	Angie Evans (at JMU)	2/13/88 (12-14)
6.	.833	Tiffany Stone (vs ECU)	2/22/88 (10-12)
7.	.818	Janine Aldridge (vs. Cornell)	11/11/11 (9-11)
	.818	Tiffany Benson (vs ODU)	1/28/10 (9-11)
	.818	Karen Jordan (vs Montclair)	1/7/85 (9-11)
	.818	Mary Ranone (COC)	12/20/97 (9-11)
	.818	Debbie Wade (UNCW)	2/8/86 (9-11)

SINGLE-SEASON FG PERCENTAGE (MIN 75 MADE)

1.	.604	Lynn Norenberg (183-303)	1977-78
2.	.573	Ashleigh Akens (153-267)	1991-92
3.	.562	Lynn Norenberg (204-363)	1978-79
4.	.551	Ashleigh Akens (157-285)	1993-94
5.	.551	Lynn Norenberg (125-227)	1979-80
6.	.548	Tiffany Stone (91-166)	1987-88
7.	.546	Ashleigh Akens (148-271)	1992-93
8.	.534	Julie Hamiel (117-219)	1996-97
9.	.528	Alexandra Masaquel (186-352)	2015-16

TEAM SINGLE-GAME FG MADE

FGM	Opponent	Date
1.	41	UNCW 2/16/14
	41	Fort Bragg 1/28/83
	41	Virginia Wesleyan 11/23/82
3.	39	Randolph Macon 12/7/82
4.	38	at College of Charleston 2/26/15
	38	Harvard 11/27/93
6.	37	at Christopher Newport 1/12/82
7.	35	at Mary Washington 2/18/75
8.	34	10 times

TEAM SINGLE-GAME FG ATTEMPTED


FGA	Opponent	Date
1.	82	UNC Asheville 12/29/01
2.	80	at Delaware 1/27/02
	80	Randolph-Macon 12/7/82
	80	at Christopher Newport 1/12/82
5.	79	at East Carolina 2/28/93
	79	at Virginia Wesleyan 11/22/83
7.	78	vs Akron 12/4/87
	78	East Tennessee State 11/28/87
	78	Virginia Wesleyan 11/27/84
	78	at Northeastern 1/10/13

TEAM SINGLE-SEASON FG MADE

FGM	G	Season
1.	863	32 1980-81
2.	755	30 2011-12
3.	724	31 2014-15
4.	723	28 1993-94
5.	708	29 1978-79
6.	705	31 2008-09
	705	32 2007-08
8.	695	30 2015-16
9.	687	30 2009-10
10.	670	30 2012-13

ANNUAL SHOOTING LEADERS

Year	Player	Pct	FG-ATT
2016	Alex Masaquel	.528	186-352
2015	Alex Masaquel	.495	106-214
2014	Kaitlyn Mathieu	.430	160-372
2013	Emily Correal	.440	178-405
2012	Jacklyn McKenna	.518	117-226
2011	Kaitlyn Mathieu	.424	114-269
2010	Tiffany Benson	.484	109-225
2009	Tiffany Benson	.478	165-345
2008	Kyra Kaylor	.448	148-330
2007	Kyra Kaylor	.418	136-325
2006	Kyra Kaylor	.465	181-389
2005	Devin James	.367	99-270
2004	Kyra Kaylor	.510	132-259
2003	Lindsey Brizendine	.412	106-257
2002	Quintina Walker	.392	94-240
2001	Quintina Walker	.472	137-290
2000	Mary Ranone	.460	126-274
1999	Mary Ranone	.478	98-205
1998	Quintina Walker	.490	94-192
1997	Julie Hamiel	.534	117-219
1996	Julie Hamiel	.518	115-222
1995	Bridget Wagner	.460	80-174
1994	Ashleigh Akens	.551	157-285
1993	Ashleigh Akens	.546	148-271
1992	Ashleigh Akens	.573	153-267
1991	Tiffany Stone	.439	104-237
1990	Tiffany Stone	.472	133-282
1989	Tiffany Stone	.500	138-276
1988	Tiffany Stone	.548	91-166
1987	Karen Jordan	.479	158-330
1986	Karen Jordan	.425	150-353
1985	Karen Jordan	.429	139-324
1984	Vicki Lutz	.482	81-168
1983	Karen Thorne	.527	107-203
1982	Karen Thorne	.521	99-190
1981	Lynn Norenberg	.508	97-191
1980	Lynn Norenberg	.551	125-227
1979	Lynn Norenberg	.562	204-363
1978	Lynn Norenberg	.604	183-303



Karen Jordan '87

FREE THROW RECORDS

ANNUAL FREE THROW LEADERS

Year	Player	Pct	FG-ATT
2016	Marlena Tremba	.804	90-112
2015	Marlena Tremba	.757	78-103
2014	Marlena Tremba	.802	69-86
2013	Taylor Hilton	.871	27-31
2012	Jacklyn McKenna	.836	46-55
2011	Katherine DeHenzel	.804	41-51
2010	Taysha Pye	.668	127-190
2009	Taysha Pye	.664	97-146
2008	Kyra Kaylor	.827	143-173
2007	Kyra Kaylor	.779	152-195
2006	Kyra Kaylor	.696	126-181
2005	Lindsey Brizendine	.642	52-81
2004	Kyle DeHaven	.712	94-132
2003	Jen Sobota	.643	81-126
2002	Jami Lange	.856	137-160
2001	Jen Sobota	.619	86-139
2000	Mary Ranone	.750	78-104
1999	Mary Ranone	.717	86-120
1998	Nekisa Cooper	.761	83-109
1997	Julie Sommer	.716	53-74
1996	Julie Sommer	.859	79-92
1995	Aquendine Khasidis	.746	94-126
1994	Aquendine Khasidis	.738	79-107
1993	Ashleigh Akens	.717	99-138
1992	Tiffany Williamson	.656	122-186
1991	Angie Evans	.737	98-133
1990	Tiffany Williamson	.711	140-197
1989	Tiffany Stone	.722	65-90
1988	Angie Evans	.671	47-70
1987	Karen Jordan	.639	76-119
1986	Karen Jordan	.750	93-124
1985	Karen Jordan	.573	90-157
1984	Betsy Becker	.564	62-110
1983	Karen Thorne	.847	105-124
1982	Karen Thorne	.868	59-68
1981	Lynn Norenberg	.843	75-89
1980	Lynn Norenberg	.787	74-94
1979	Lynn Norenberg	.752	76-101
1978	Lynn Norenberg	.718	61-85



Mary Ranone '00

SINGLE-GAME FT MADE

1.	16	Julie Sommer (vs AU)	1/3/99
2.	15	Kyra Kaylor (at GMU)	2/25/07
3.	14	Taysha Pye (vs JMU)	2/11/10
	14	Tiffany Williamson (vs CSU)	2/17/92
	14	Tiffany Williamson (at MSM)	2/3/90
6.	13	Emily Correal (Elizabeth City State)	12/30/11
	13	Taysha Pye (vs GMU)	2/15/09
	13	Kyra Kaylor (at NU)	2/10/06
	13	Ashleigh Akens (vs SFU)	12/5/92
	13	Tiffany Williamson (at ECU)	1/19/91
10.	12	Jazmen Boone (vs JMU)	2/4/14
	12	Emily Correal (vs JMU)	2/3/13
	12	Tiffany Williamson (vs Howard)	12/4/90
	12	Karen Thorne (vs VCU)	2/22/82
	12	Mary Dabney (Savage School of PE)	2/22/32

SINGLE-SEASON FT MADE

FTM	Player	G	Season
1.	152	Kyra Kaylor	31 2006-07
2.	147	Taysha Pye	29 2010-11
3.	143	Kyra Kaylor	32 2007-08
4.	142	Ashleigh Akens	28 1993-94
5.	140	Tiffany Williamson	27 1989-90
6.	137	Jami Lange	24 2001-02
7.	127	Taysha Pye	30 2009-10
8.	126	Kyra Kaylor	28 2005-06
9.	125	Emily Correal	30 2012-13
10.	122	Tiffany Williamson	27 1991-92

CAREER FT MADE

FTM	Player	G	Season
1.	538	Kyra Kaylor	124 2003-08
3.	477	Taysha Pye	117 2008-12
2.	447	Tiffany Williamson	108 1988-92
4.	369	Ashleigh Akens	110 1990-94
5.	353	Emily Correal	117 2009-13
6.	302	Jen Sobota	113 1999-03
7.	300	Kate Von Holle	107 1996-00
8.	296	Devin James	119 2004-08
9.	286	Lynn Norenberg	82 1977-81
10.	285	Karen Jordan	105 1983-87

SINGLE-GAME FT ATTEMPTED

1.	18	Taysha Pye (vs GMU)	2/15/09
	18	Katie Averyt (vs Temple)	12/30/95
	18	Tiffany Williamson (vs CSU)	2/17/92
	18	Tiffany Williamson (vs VCU)	11/29/89
5.	17	Taysha Pye (vs JMU)	2/11/10
	17	Julie Sommer (vs AU)	1/3/99
	17	Ashleigh Akens (vs SFU)	12/5/92
8.	16	Nine players	

SINGLE-SEASON FT ATTEMPTED

FTA	Player	G	Season
1.	205	Ashleigh Akens	28 1993-94
2.	199	Taysha Pye	29 2010-11
3.	197	Tiffany Williamson	27 1989-90
4.	195	Kyra Kaylor	31 2006-07
5.	190	Taysha Pye	30 2009-10
6.	186	Tiffany Williamson	27 1991-92
7.	181	Kyra Kaylor	28 2005-06
8.	177	Tiffany Williamson	27 1990-91
9.	173	Kyra Kaylor	32 2007-08
10.	165	Emily Correal	30 2012-13
	165	Tiffany Benson	31 2008-09

CAREER FT ATTEMPTED

FTA	Player	G	Season
1.	720	Kyra Kaylor	124 2003-08
2.	686	Taysha Pye	117 2008-12
3.	670	Tiffany Williamson	108 1988-92
4.	539	Ashleigh Akens	110 1990-94
5.	521	Tiffany Benson	124 2006-10
6.	486	Emily Correal	117 2009-13
7.	478	Jen Sobota	113 1999-03
8.	450	Karen Jordan	105 1983-87
9.	428	Devin James	119 2004-08
10.	422	Kate Von Holle	107 1996-00
11.	389	Jazmen Boone	115 2011-15
12.	375	Angie Evans	106 1987-91
13.	369	Lynn Norenberg	82 1997-81
14.	362	Marilyn Gayton	110 1990-94
15.	338	Mary Ranone	104 1996-00
16.	329	Lindsey Brizendine	100 2001-05

CAREER FT PERCENTAGE (MIN 125 MADE)

Avg	Player	FTM-A	Season
1.	.854	Karen Thorne (164-192)	1981-83
2.	.852	Jami Lange (202-237)	2001-03
3.	.791	Katherine DeHenzel(136-172)	2007-12
4.	.787	Marlena Tremba (237-301)	2013-16
5.	.785	Julie Sommer (256-326)	1995-99
6.	.775	Lynn Norenberg (286-369)	1977-81
7.	.766	Kyra Kersetter (144-188)	2011-15
8.	.760	Jaclyn McKenna (146-192)	2009-13
9.	.756	Nancy Scott (198-262)	1977-81
10.	.753	Robin Marino (140-186)	1986-90

SINGLE SEASON FT PERCENTAGE

1.	.868	Karen Thorne (59-68)	1981-82
2.	.859	Julie Sommer (79-92)	1995-96
3.	.856	Jami Lange (137-160)	2001-02
4.	.847	Karen Thorne (105-124)	1982-83
5.	.844	Jami Lange (65-77)	2002-03
6.	.843	Lynn Norenberg (75-89)	1980-81
7.	.836	Jaclyn McKenna (46-55)	2011-12
8.	.836	Robin Marino (51-61)	1987-88
9.	.833	Janet McGee (75-90)	1980-81
10.	.827	Kyra Kaylor (143-173)	2007-08

TEAM SINGLE-GAME FT MADE

FTM	Opponent	Date
1.	33 American	1/3/99
2.	32 American	1/3/02
	32 VCU	2/22/82
4.	30 at American	1/29/99
	30 Hampton	3/3/81
6.	29 Richmond	1/21/00
	29 at VCU	1/12/96
8.	28 Old Dominion	1/26/12
	28 UNC Wilmington	2/8/98
	28 Monmouth	12/6/97

SINGLE-GAME 3-POINTERS MADE

1.	9	Janine Aldridge (at NU)	1/29/12
2.	7	Janine Aldridge (at GSU)	2/7/10
7		Courtney Portell (vs Iona)	12/28/07
7		Courtney Portell (vs DU)	12/20/07
7		Courtney Portell (at Howard)	12/9/07
7		Jen Sobota (at Tulane)	12/27/00
7		Yolanda Settles (vs UNCW)	1/29/93
7		Angie Evans (at JMU)	2/13/88
8.	6	Nine players	

SINGLE-SEASON 3-POINTERS MADE

3PM	Player	G	Season
1.	92	Janine Aldridge	30 2011-12
2.	83	Janine Aldridge	29 2012-13
3.	73	Marlenea Tremba	31 2014-15
4.	72	Courtney Portell	30 2007-08
5.	67	Marlenea Tremba	30 2015-16
	67	Marlenea Tremba	29 2013-14
7.	63	Yolanda Settles	28 1993-94
8.	62	Janine Aldridge	30 2009-10
9.	60	Lizzie Schiel	28 2005-06
	60	Jay Marolla	29 2001-02

CAREER 3-POINTERS MADE

3PM	Player	G	Season
1.	304	Janine Aldridge	128 2008-13
2.	207	Marlenea Tremba	90 2013-16
3.	201	Jen Sobota	113 1999-03
4.	192	Yolanda Settles	111 1992-96
5.	177	Courtney Portell	102 2005-09
6.	154	Lizzie Schiel	104 2002-06
7.	132	Jessica Muskey	108 1996-00
8.	117	Kyra Kaylor	124 2003-08
9.	108	Katherine DeHenzel	111 2007-12
10.	104	Julie Sommer	106 1995-99

SINGLE-GAME 3-POINTERS ATTEMPTED

1.	19	Janine Aldridge (at NU)	1/29/12
2.	16	Janine Aldridge (vs. Winthrop)	1/2/13
	16	Janine Aldridge (vs SHU)	12/5/10
	16	Courtney Portell (at Howard)	12/9/07
5.	15	Marlenea Tremba (at Towson)	1/6/15
	15	Courtney Portell (vs Iona)	12/28/07
7.	14	Marlenea Tremba (vs. UD)	2/13/15
	14	Janine Aldridge (at NSU)	11/28/12
	14	Janine Aldridge (at GSU)	2/7/10
	14	Jen Sobota (vs UD)	2/16/03

SINGLE-SEASON 3-POINTERS ATTEMPTED

3PM	Player	G	Season
1.	252	Janine Aldridge	29 2012-13
2.	233	Janine Aldridge	30 2011-12
3.	225	Marlenea Tremba	31 2014-15
4.	220	Janine Aldridge	30 2009-10
5.	219	Marlenea Tremba	29 2013-14
6.	193	Courtney Portell	30 2007-08
7.	181	Courtney Portell	31 2008-09
8.	179	Marlenea Tremba	30 2015-16
9.	177	Yolanda Settles	28 1993-94
10.	174	Jay Marolla	29 2001-02

CAREER 3-POINTERS ATTEMPTED

3PM	Player	G	Season
1.	914	Janine Aldridge	128 2003-08
2.	643	Jen Sobota	113 1999-03
3.	623	Marlenea Tremba	90 2013-16
4.	575	Yolanda Settles	111 1992-96
5.	501	Courtney Portell	102 2005-09
6.	463	Lizzie Schiel	104 2002-06

7.	440	Jessica Muskey	108 1996-00
8.	381	Angel Stanton	109 1990-94
9.	346	Katherine DeHenzel	111 2007-12
10.	334	Dani Kell	103 2004-09

CAREER 3-POINTER PERCENTAGE (MIN 75 MADE)

Avg	Player	3PM-A	Season
1.	.377	Julie Sommer	104-276 1995-99
2.	.362	Kyra Kaylor	117-223 2003-08
3.	.353	Courtney Portell	117-501 2005-09
4.	.334	Yolanda Settles	192-575 1992-96
5.	.333	Lizzie Schiel	154-463 2002-06
6.	.333	Janine Aldridge	304-914 2008-13
7.	.332	Marlenea Tremba	207-623 2013-16
8.	.313	Jen Sabota	201-643 1999-03
9.	.312	Katherine DeHenzel	108-346 2007-12
10.	.300	Jessica Muskey	132-440 1996-00

SINGLE-GAME 3-POINTERS PERCENTAGE (6 MADE)

1.	1.000	Angie Evans, at JMU, 2/13/88 (7-7)
2.	.750	Jen Sabota, at VCU, 1/6/03 (6-8)
3.	.667	Janine Aldridge, at Tow, 1/4/09 (6-9)
4.	.600	Janine Aldridge, at NCA&T, 12/21/12 (6-10)
5.	.583	Courtney Portell vs. Drexel, 12/20/07 (7-12)
6.	.545	Janine Aldridge at VT, 11/21/11 (6-11)
	.545	Lizzie Schiel vs. ODU, 1/8/06, (6-11)
	.545	Lizzie Schiel at Hof., 2/6/05, (6-11)
9.	.538	Yolanda Settles vs. UNCW, 1/29/93 (7-13)
	.538	Jen Sobota, at Tulane, 12/27/00 (7-13)

CAREER 3-POINT PCT. (minimum 75 made)

PCT	Player	3PM-A	Season
1.	.377	Julie Sommer	104-276 1995-99
2.	.362	Kyra Kaylor	117-323 2003-08
3.	.353	Courtney Portell	177-501 2005-09
4.	.334	Janine Aldridge	221-658 2008-P
	.334	Yolanda Settles	192-575 1992-96
6.	.333	Lizzie Schiel	154-463 2002-06
7.	.315	Marlenea Tremba	140-444 2013-P
8.	.313	Jen Sobota	201-643 1999-03
9.	.312	Katherine DeHenzel	108-346 2007-12
10.	.300	Jessica Muskey	132-440 1996-00

TEAM SINGLE-GAME 3-POINTERS MADE

3PM	Opponent	Date
1.	15 at Howard	12/9/07
2.	13 at Northeastern	1/29/12
	13 vs Penn	11/10/07
	13 Richmond	2/7/01
	13 Davidson	12/10/00
5.	12 Georgia State	2/17/06
	12 Austin Peay	11/24/12
6.	11 Towson	1/26/14
	11 Winthrop	1/2/13
	11 Hofstra	1/8/12
	11 at Virginia Tech	11/21/11
	11 Cornell	11/11/11
	11 Georgia State	2/1/10

ANNUAL 3-POINT LEADERS

Year	Player	Pct	3FG-ATT
2016	Marlenea Tremba	.374	67-179
2015	Marlenea Tremba	.324	73-225
2014	Marlenea Tremba	.306	67-219
2013	Taylor Hilton	.367	27-31
2012	Janine Aldridge	.392	92-233
2011	Katherine DeHenzel	.342	38-111
2010	Katherine DeHenzel	.308	33-107
2009	Janine Aldridge	.355	55-155
2008	Courtney Portell	.373	72-193
2007	Sarah Stroh	.371	39-105
2006	Kyra Kaylor	.425	34-80
2005	Lizzie Schiel	.339	43-127
2004	Kelly Ercole	.313	36-115
2003	Megan Baier	.373	31-83
2002	Jaye Marolla	.345	60-174
2001	Jen Sobota	.358	58-162
2000	Jen Sobota	.286	48-168
1999	Julie Sommer	.357	35-98
1998	Jessica Muskey	.431	53-123
1997	Julie Sommer	.471	24-51
1996	Yolanda Settles	.343	36-105
1995	Aquendine Khasidis	.320	40-125
1994	Yolanda Settles	.356	63-177
1993	Yolanda Settles	.365	54-148
1992	Tiffany Williamson	.550	22-40
1991	Brenda Watson	.341	14-41
1990	Angie Evans	.324	22-68
1989	Brenda Watson	.365	23-63
1988	Angie Evans	.405	30-74




Marlenea Tremba '17

STEAL RECORDS

ANNUAL STEAL LEADERS

Year	Player	Steals	Avg
2016	Bianca Boggs	56	1.9
2015	Jazmen Boone	78	2.5
2014	Jazmen Boone	81	2.8
2013	Janine Aldridge	77	2.7
2012	Janine Aldridge	79	2.6
2011	Katherine DeHenzel	49	1.7
2010	Janine Aldridge	59	2.0
2009	Dani Kell	43	1.4
	Taysha Pye	43	1.4
2008	Devin James	84	2.6
2007	Kyra Kaylor	58	1.9
2006	Devin James	52	1.9
2005	Kyle DeHaven	102	3.6
2004	Kyle DeHaven	97	3.3
2003	Jen Sobota	60	2.1
2002	Jen Sobota	64	2.2
2001	Jen Sobota	53	1.8
2000	Jen Sobota	80	3.0
1999	Katie Averyt	68	2.5
1998	Nekisa Cooper	35	1.3
	Quintina Walker	35	1.3
1997	Katie Averyt	50	1.9
1996	Katie Averyt	52	1.9
1995	Yolanda Settles	57	2.0
1994	Aquendine Khasidis	65	2.3
1993	Marilyn Gayton	51	1.8
1992	Tiffany Williamson	64	2.4
1991	Tiffany Williamson	61	2.3
1990	Rebecca Dayvault	43	1.7
1989	Robin Marino	49	1.9
1988	Robin Marino	67	2.5
1987	Debbie Wade	67	2.5
1986	Fonda Gray	75	2.8
1985	Debbie Taylor	60	2.2
1984	Vicki Lutz	55	2.0
1983	Cheryl Yarbrough	44	2.2
1982	Cheryl Yarbrough	61	2.2
1981	Cheryl Yarbrough	55	1.8
1980	Lizbeth Edwards	26	1.0
1979	Tammy Holder	46	1.7
1978	Tammy Holder	83	3.8



Rebecca Dayvault '93

SINGLE-GAME STEALS

1.	9	Kyla Kerstetter (vs. RU)	12/18/13
	9	Kyle DeHaven (vs. UNCW)	1/6/05
3.	8	Jazmen Boone (vs. NU)	2/27/14
	8	Kyla Kerstetter (vs. VUU)	11/14/12
	8	Katherine DeHenzel (at UNCW)	2/24/08
	8	Courtney Portell (at LW)	12/7/07
	8	Devin James (vs Maine)	11/29/07
	8	Kyle DeHaven (at UNCW)	2/3/05
	8	Cheryl Yarbrough (vs Hampton)	2/7/81
10.	7	12 players	

SINGLE-SEASON STEALS

STL	Player	G	Season
1.	102	Kyle DeHaven	28 2004-05
2.	97	Kyle DeHaven	29 2003-04
3.	84	Devin James	32 2007-08
4.	83	Tammy Holder	22 1977-78
5.	81	Jazmen Boone	29 2013-14
6.	80	Jen Sobota	27 1999-00
7.	79	Janine Aldridge	30 2011-12
8.	78	Jazmen Boone	31 2014-15
9.	77	Janine Aldridge	29 2012-13
10.	75	Fonda Gray	27 1985-86

CAREER STEALS

STL	Player	G	Season
1.	260	Janine Aldridge	128 2008-12
2.	257	Jen Sobota	113 1999-03
3.	251	Devin James	119 2004-08
4.	229	Katherine DeHenzel	111 2007-12
5.	221	Jazmen Boone	115 2011-15
6.	216	Kyra Kaylor	124 2003-08
7.	207	Debbie Wade	97 1984-88
8.	199	Kyle DeHaven	57 2003-05
	199	Katie Averyt	107 1995-99
10.	194	Tiffany Williamson	108 1988-92
11.	184	Robin Marino	1986-90
12.	181	Debbie Taylor	1982-86
13.	177	Rebecca Dayvault	1989-93
14.	168	Marilyn Gayton	1990-94
15.	167	Fonda Gray	1984-88
16.	164	Aquendine Khasidis	1991-95

SINGLE-SEASON STEAL AVERAGE

(minimum 15 games)

Avg	Player	G	Season
1.	3.8	Tammy Holder	22 1977-78
2.	3.6	Kyle DeHaven	28 2003-04
3.	3.3	Kyle DeHaven	29 2003-04
4.	3.0	Jen Sobota	27 1999-00
5.	2.8	Fonda Gray	27 1985-86
	2.8	Jazmen Boone	29 2013-14
7.	2.7	Janine Aldridge	29 2012-13
8.	2.6	Janine Aldridge	30 2011-12
	2.6	Devin James	32 2007-08
10.	2.5	Jazmen Boone	31 2014-15
	2.5	Katie Averyt	27 1998-99
	2.5	Robin Marino	27 1987-88
	2.5	Debbie Wade	27 1986-87

CAREER STEAL AVERAGE

(minimum 30 games)

Avg	Player	G	Season
1.	3.5	Kyle DeHaven	57 2003-05
2.	2.3	Jen Sobota	113 1999-03
3.	2.1	Tammy Holder	68 1977-80
	2.1	Debbie Wade	97 1984-88
	2.1	Katherine DeHenzel	111 2007-12
	2.1	Devin James	119 2004-08

7.	2.0	Cheryl Yarbrough	82 1979-83
	2.0	Janine Aldridge	128 2008-13
9.	1.9	Katie Averyt	107 1995-99
	1.9	Jazmen Boone	115 2011-15

TEAM SINGLE-GAME STEALS

STL	Opponent	Date
1.	24 Virginia Union	11/14/12
	24 at Liberty	11/21/80
2.	21 East Tennessee State	11/28/87
3.	20 Norfolk State	11/20/08
	20 Harvard	11/27/93
5.	19 Hofstra	1/3/10
	19 at Longwood	12/7/07
7.	18 Radford	12/18/13
	18 UNCW	1/8/13
	18 Longwood	11/30/11
	18 George Mason	2/11/05
	18 Vermont	12/7/03
	18 Liberty	2/15/90
	18 at Virginia Wesleyan	12/1/87

TEAM SINGLE-SEASON STEALS

STL	G	Season
1.	356	32 2007-08
2.	351	31 2014-15
3.	319	27 1985-86
4.	311	29 2013-14
	311	30 2012-13
6.	310	28 2004-05
7.	307	29 2003-04
8.	298	30 2011-12
9.	294	27 1986-87
10.	283	27 1999-00

TEAM SINGLE-SEASON STEALS AVERAGE

Avg	G	Season
1.	12.8	22 1977-78
2.	11.8	27 1985-86
3.	11.3	31 2014-15
4.	11.1	32 2007-08
	11.1	28 2004-05
6.	10.9	27 1986-87
7.	10.7	29 2013-14
8.	10.6	29 2003-04
9.	10.5	27 1999-00
10.	10.4	30 2012-13

SINGLE-GAME BLOCKED SHOTS

1.	10	Abby Rendle (vs. UNCW)	1/23/16
2.	9	Tiffany Benson (at UNCW)	2/22/09
3.	8	Tiffany Benson (vs UNCW)	1/11/09
4..	7	Abby Rendle (vs. UofR)	12/28/15
7	7	Tiffany Benson (vs NSU)	11/20/08
7	7	Tiffany Benson (at UNCW)	2/24/08
7.	6	Abby Rendle (vs. CofC)	2/15/15
6	6	Tiffany Benson (at ODU)	2/25/10
6	6	Tiffany Benson (at SPU)	12/29/08
6	6	Lauren Aadland (at UNCA)	11/15/08
6	6	Dominique Lewis (vs VCU)	11/19/06
12.	5	Abby Rendle (vs Wofford)	12/3/15
5	5	Victoria Willems (vs. Del.)	1/9/14
5	5	Emily Correal (vs Hofstra)	1/3/10
5	5	Tiffany Benson (at DSU)	12/30/09
5	5	Tiffany Benson (vs DU)	12/20/07
5	5	Tiffany Benson (vs NTU)	11/19/06
5	5	Andrea Gross (vs TOW)	1/5/02
5	5	Lauren Brooker (vs NSU)	11/29/00
5	5	Rebecca Dayvault (vs MSM)	12/7/91
5	5	Rebecca Dayvault (vs AU)	1/16/91
5	5	Rebecca Dayvault (at UNCW)	2/19/90

SINGLE-SEASON BLOCKED SHOTS

BLK	Player	G	Season
1.	85	Tiffany Benson	31 2008-09
2.	68	Abby Rendle	30 2014-15
3.	67	Tiffany Benson	31 2006-07
4.	58	Tiffany Benson	32 2007-08
5.	53	Abby Rendle	17 2015-16
6.	45	Tiffany Benson	30 2009-10
7.	42	Rebecca Dayvault	28 1992-93
8.	41	Rebecca Dayvault	28 1992-93
9.	36	Rebecca Dayvault	27 1990-91
	36	Rebecca Dayvault	27 1989-90
	36	Alexandra Masaquel	30 2015-16
12.	35	Sandy Chambers	22 1977-78

CAREER BLOCKED SHOTS

BLK	Player	G	Season
1.	255	Tiffany Benson	124 2006-10
2.	155	Rebecca Dayvault	108 1989-93
3.	121	Abby Rendle	47 2014-16
4.	107	Kyra Kaylor	124 2003-08
5.	103	Emily Correal	114 2009-13
6.	84	Jaclyn McKenna	118 2009-13
7.	69	Yolanda Settles	111 1992-96
8.	63	Kaitlyn Mathieu	115 2010-14
9.	60	Alexandra Masaquel	72 2013-16
10.	58	Andrea Gross	103 1998-02
11.	55	Mary Ranone	104 1996-00
12.	48	Christin Gethers	83 2000-01, 02-04

SINGLE-SEASON BLOCKED SHOT AVERAGE (minimum 15 games)

Avg	Player	G	Season
1.	3.1	Abby Rendle	17 2015-16
1.	2.7	Tiffany Benson	31 2008-09
2.	2.3	Abby Rendle	30 2014-15
3.	2.2	Tiffany Benson	31 2006-07
4.	1.8	Tiffany Benson	32 2007-08
5.	1.7	Sandy Chambers	21 1977-78
6.	1.6	Rebecca Dayvault	27 1990-91
7.	1.5	Tiffany Benson	30 2009-10
	1.5	Rebecca Dayvault	28 1992-93
9.	1.4	Rebecca Dayvault	26 1989-90
10.	1.3	Lauren Brooker	26 2000-01
	1.3	Rebecca Dayvault	27 1991-92

CAREER BLOCKED SHOTS AVG (MIN 30 GAMES)

1.	2.6	Abby Rendle	47 2014-16
2.	2.1	Tiffany Benson	124 2006-10
3.	1.4	Rebecca Dayvault	108 1989-93
4.	0.9	Emily Correal	117 2009-13
5.	0.9	Kyra Kaylor	124 2003-08
6.	0.8	Alex Masaquel	72 2013-16
7.	0.8	Lauren Brooker	53 1997-01
8.	0.7	Jaclyn McKenna	118 2009-03
9.	0.6	Cheryl Sparks	40 1985-87
10.	0.6	Yolanda Settles	111 1992-96

TEAM SINGLE-GAME BLOCKED SHOTS

BLK	Opponent	Date
1.	10 at Delaware State	12/30/09
	10 at UNC Wilmington	2/22/09
	10 Norfolk State	11/20/08
	10 at Virginia Tech	11/28/06
5.	9 Hofstra	3/5/14
	9 UNCW	2/16/14
	9 Elizabeth City State	12/30/11
	9 Hofstra	1/3/10
	9 UNC Wilmington	1/11/09
	9 vs NJIT	12/30/08
	9 vs Butler	11/29/08
	9 Mount St. Mary's	12/2/05
	9 Mount St. Mary's	12/7/91
	9 at UNC Wilmington	2/19/90

TEAM SINGLE-SEASON BLOCKED SHOTS

BLK	G	Season
1.	143	31 2014-15
2.	135	31 2008-09
3.	119	30 2009-10
4.	117	31 2006-07
5.	105	32 2007-08
6.	101	22 1977-78
7.	97	28 1992-93
8.	87	29 2003-04
9.	86	27 1989-90
10.	82	30 2011-12

TEAM SINGLE-SEASON BLOCKED SHOT AVERAGE

Avg	G	Season
1.	4.6	31 2014-15
	4.6	22 1977-78
3.	4.4	31 2008-09
4.	4.0	30 2009-10
5.	3.8	31 2006-07
6.	3.5	28 1992-93
7.	3.3	32 2007-08
8.	3.2	27 1989-90
9.	3.0	29 2003-04
10.	2.7	29 2013-14
	2.7	29 1994-95
	2.7	30 2011-12

ANNUAL BLOCKED SHOT LEADERS

Year	Player	Blocks	Avg
2016	Abby Rendle	53	3.1
2015	Abby Rendle	78	2.3
2014	Kaitlyn Mathieu	29	1.0
2013	Jacklyn McKenna	23	0.8
2012	Jacklyn McKenna	28	0.9
2011	Emily Correal	26	1.0
2010	Tiffany Benson	45	1.5
2009	Tiffany Benson	85	2.7
2008	Tiffany Benson	58	1.8
2007	Tiffany Benson	67	2.2
2006	Kyra Kaylor	29	1.0
2005	Lindsey Brizendine	11	0.4
2004	Kyra Kaylor	29	1.0
2003	Christin Gethers	16	0.6
	Dominique Lewis	16	0.6
2002	Andrea Gross	33	1.1
2001	Lauren Brooker	33	1.3
2000	Mary Ranone	27	1.1
1999	Mary Ranone	14	0.5
1998	Mary Ranone	10	0.4
	Quintina Walker	10	0.4
1997	Nina McIntyre	18	0.7
1996	Yolanda Settles	20	0.7
1995	Yolanda Settles	24	0.8
1994	Yolanda Settles	14	0.5
1993	Rebecca Dayvault	41	1.5
1992	Rebecca Dayvault	36	1.3
1991	Rebecca Dayvault	42	1.6
1990	Rebecca Dayvault	36	1.4
1989	Tiffany Stone	17	0.6
1988	Debbie Wade	12	0.4
1987	Cheryl Sparks	21	0.8
1986	Debbie Wade	12	0.5
1985	Beth Hairfield	9	0.4
1984	Sandy DeSilvio	9	0.3
1983	Loree Connolly	17	0.7
1982	Loree Connolly	13	0.5
1981	Betty Strock	11	0.4
	Cheryl Yarbrough	11	0.4
1980	Loree Connolly	7	0.3
1979	Betty Strock	12	0.4
1978	Sandy Chambers	35	1.7



Tiffany Benson '10

PARTICIPATION RECORDS

SINGLE-SEASON GAMES PLAYED

1.	32	Tiffany Benson	2007-08
	32	Devin James	2007-08
	32	Kyra Kaylor	2007-08
	32	Janet McGee	1980-81
5.	31	Jazmen Boone	2014-15
	31	Kasey Curits	2014-15
	31	Jenna Green	2014-15
	31	Kasey Curtis	2014-15
	31	Marlena Tremba	2014-15
	31	Latrice Hunter	2014-15
	31	Janine Aldridge	2008-09
	31	Tiffany Benson	2008-09
	31	Kelly Heath	2008-09
	31	Dani Kell	2008-09
	31	Courtney Portell	2008-09
	31	Taysa Pye	2008-09
	31	Tiffany Benson	2006-07
	31	Devin James	2006-07
	31	Kyra Kaylor	2006-07
	31	Sarah Stroh	2006-07
	31	Katie Tausanovitch	2006-07
	31	Lizbeth Edwards	1980-81

SINGLE-SEASON GAMES STARTED

1.	32	Devin James	2007-08
	32	Kyra Kaylor	2007-08
3.	31	Tiffany Benson	2008-09
	31	Dani Kell	2008-09
	31	Courtney Portell	2008-09
	31	Devin James	2006-07
	31	Kyra Kaylor	2006-07
	31	Sarah Stroh	2006-07
9.	30	Eight Players	

SINGLE-SEASON MINUTES

1.	1131	Sarah Stroh	2006-07
2.	1108	Jen Sobota	2000-01
3.	1096	Devin James	2006-07
4.	1038	Kyra Kaylor	2006-07



Janine Aldridge '13



Courtney Portell '09

5.	1029	Jazmen Boone	2014-15
6.	1021	Marlena Tremba	2014-15
7.	1018	Marlena Tremba	2015-16
8.	1008	Emily Correal	2012-13
9.	1000	Kaitlyn Mathieu	2013-14
10.	994	Devin James	2007-08

SINGLE-SEASON MINUTES AVERAGE

	Avg	Player	G	Season
1.	38.2	Jen Sobota	29	2000-01
2.	36.5	Sarah Stroh	31	2006-07
3.	35.7	Jen Sobota	27	1999-00
	35.7	Vicki Lutz	27	1983-84
5.	35.4	Devin James	31	2006-07
6.	34.5	Kaitlyn Mathieu	29	2013-14
7.	34.1	Sarah Stroh	28	2005-06
	34.1	Karen Jordan	27	1985-86
9.	33.9	Marlena Tremba	30	2015-16
	33.9	Jen Sobota	29	2001-02
	33.9	Debbie Wade	27	1987-88
	33.9	Marlena Tremba	30	2015-16

CAREER GAMES PLAYED

1.	128	Janine Aldridge	2008-13
2.	124	Tiffany Benson	2006-10
	124	Kyra Kaylor	2003-08
4.	119	Devin James	2004-08
5.	118	Jacklyn McKenna	2009-13
6.	117	Emily Correal	2009-13
	117	Taysa Pye	2008-12
8.	115	Four Players	

CAREER GAMES STARTED

1.	114	Emily Correal	2009-13
2.	113	Jen Sabota	1999-03
3.	110	Devin James	2004-08
4.	108	Kyra Kaylor	2003-08
5.	107	Janine Aldridge	2008-13
6.	104	Angie Evans	1987-91
7.	103	Katherine DeHenzel	2007-12

8.	99	Tiffany Benson	2006-10
9.	98	Tiffany Stone	1987-91
10.	95	Debbie Wade	1984-88
11.	91	Marilyn Gayton	1990-94
12.	89	Dani Kell	2004-09
13.	88	Robin Marino	1986-90
14.	87	Katie Averyt	1995-99
15.	86	Jacklyn McKenna	2009-13
	86	Rebecca Dayvault	1989-93

CAREER MINUTES

1.	3970	Jen Sabota	1999-03
2.	3840	Kyra Kaylor	2003-08
3.	3766	Devin James	2004-08
4.	3549	Janine Aldridge	2008-13
5.	3457	Emily Correal	2009-13
6.	3368	Katherine DeHenzel	2007-12
7.	3273	Tiffany Benson	2006-10
8.	3232	Angie Evans	1987-91
9.	3153	Debbie Wade	1984-88
10.	3101	Sarah Stroh	2003-07
11.	3094	Tiffany Stone	1987-91
12.	3069	Taysa Pye	2008-12
13.	3044	Karen Jordan	1983-87
14.	3004	Marilyn Gayton	1990-94

CAREER MINUTES AVERAGE

	Avg	Player	G	Season
1.	35.1	Jen Sobota	113	1999-03
2.	32.5	Debbie Wade	97	1984-88
3.	32.1	Marlena Tremba	60	2013-P
	32.1	Kyle DeHaven	57	2003-05
4.	31.6	Devin James	119	2004-08
5.	31.0	Kyra Kaylor	124	2003-08
6.	30.5	Angie Evans	106	1987-91
7.	30.3	Katherine DeHenzel	111	2007-12
8.	29.8	Jami Lange	47	2001-03
9.	29.5	Emily Correal	117	2009-13
10.	29.0	Karen Jordan	105	1983-87



Emily Correal '13

POINTS

	PTS	Player	G	Season
1.	427	Lynn Norenberg	22	1977-78
2.	394	Kyra Kaylor	29	2003-04
3.	384	Marlena Tremba	29	2013-14
4.	362	Jen Sobota	27	1999-00
5.	341	Kyle DeHaven	29	2003-04
6.	309	Angie Evans	26	1987-88
7.	306	Taysha Pye	31	2008-09
8.	293	Julie Sommer	27	1995-96
9.	285	Devin James	28	2004-05
	285	Betty Strock	28	1978-79

SCORING AVERAGE

(minimum 15 games)

	Avg	Player	G	Season
1.	19.4	Lynn Norenberg	22	1977-78
2.	13.6	Kyra Kaylor	29	2003-04
3.	13.4	Jen Sobota	27	1999-00
4.	13.2	Marlena Tremba	29	2013-14
6.	11.9	Angie Evans	26	1987-88
7.	11.8	Kyle DeHaven	29	2003-04
8.	10.9	Julie Sommer	27	1995-96
9.	10.2	Devin James	28	2004-05
	10.2	Betty Strock	28	1978-79

FIELD GOALS MADE

	FGM	Player	G	Season
1.	183	Lynn Norenberg	22	1977-78
2.	132	Kyra Kaylor	29	2003-04
3.	128	Jen Sobota	27	1999-00
4.	124	Marlena Tremba	29	2013-14
5.	121	Betty Strock	28	1978-79
6.	116	Angie Evans	26	1987-88
7.	114	Kaitlyn Mathieu	29	2010-11
8.	107	Kyle DeHaven	29	2003-04
9.	104	Taysha Pye	31	2008-09
10.	103	Abby Rendle	30	2014-15

FIELD GOAL PERCENTAGE

(minimum 100 attempted)

	PCT	Player	FGM-A	Season
1.	.604	Lynn Norenberg	183-303	1977-78
2.	.548	Tiffany Stone	91-166	1987-88
3.	.510	Kyra Kaylor	132-259	2003-04
4.	.495	Julie Sommer	100-202	1995-96
5.	.491	Janet McGee	53-108	1977-78
6.	.490	Quintina Walker	94-192	1997-98
7.	.475	Betty Strock	121-255	1978-79
8.	.472	Abby Rendle	103-218	2014-15
9.	.462	Loree Connolly	60-130	1979-80
10.	.457	Karen Jordan	63-138	1983-84

3-PT FIELD GOALS MADE

	3PT	Player	G	Season
1.	67	Marlena Tremba	29	2013-14
2.	55	Janine Aldridge	31	2008-09
3.	54	Yolanda Settles	27	1992-93
4.	48	Jen Sobota	27	1999-00
5.	39	Kelly Ercole	29	2000-01
6.	33	Kyle DeHaven	29	2003-04
7.	30	Angie Evans	26	1987-88
8.	24	Kyra Kaylor	29	2003-04
9.	23	Kaitlyn Mathieu	29	2010-11
	23	Jessica Muskey	27	1996-97
	23	Brenda Watson	24	1988-89

3-PT FIELD GOAL PERCENTAGE

(minimum 20 made)

	PCT	Player	3PT-A	Season
1.	.405	Angie Evans	30-74	1987-88
2.	.400	Kyra Kaylor	24-60	2003-04
3.	.365	Yolanda Settles	54-148	1992-93
	.365	Brenda Watson	23-63	1988-89
5.	.355	Janine Aldridge	55-155	2008-09
6.	.324	Jessica Muskey	23-71	1996-97
7.	.306	Marlena Tremba	67-219	2013-14
8.	.295	Kyle DeHaven	33-112	2003-04
9.	.286	Jen Sobota	48-168	1999-00
10.	.285	Kelly Ercole	39-137	2000-01

FREE THROWS MADE

	FTM	Player	G	Season
1.	106	Kyra Kaylor	29	2003-04
2.	97	Taysha Pye	31	2008-09
3.	94	Kyle DeHaven	29	2003-04
4.	79	Julie Sommer	27	1995-96
5.	71	Katie Averyt	27	1995-96
6.	70	Devin James	28	2004-05
	70	Bianca Boggs	30	2015-16
7.	69	Marlena Tremba	29	2013-14
8.	66	Tiffany Williamson	27	1988-89
9.	61	Lynn Norenberg	22	1977-78
10.	58	Jen Sobota	27	1999-00

FREE THROW PCT.

(minimum 50 attempted)

	PCT	Player	FTM-A	Season
1.	.859	Julie Sommer	79-92	1995-96
2.	.802	Marlena Tremba	69-86	2013-14
3.	.737	Kate Von Holle	42-57	1996-97
4.	.718	Lynn Norenberg	61-85	1977-78
5.	.712	Kyle DeHaven	94-132	2003-04
6.	.703	Quintina Walker	45-64	1997-98
7.	.700	Nancy Scott	35-50	1977-78
8.	.694	Betty Strock	43-62	1978-79
9.	.686	Bianca Boggs	70-102	2015-16
10.	.684	Kia Butts	39-57	2001-02

REBOUNDS

	REB	Player	G	Season
1.	219	Kyra Kaylor	29	2003-04
2.	202	Emily Correal	30	2009-10
3.	201	Rebecca Dayvault	26	1989-90
4.	198	Quintina Walker	27	1997-98
5.	193	Betty Strock	28	1978-79
6.	183	Tiffany Benson	31	2006-07
7.	170	Tiffany Stone	27	1987-88
8.	167	Kyle DeHaven	29	2003-04
9.	156	Devin James	28	2004-05
10.	146	Abby Rendle	30	2014-15

REBOUNDING AVERAGE

(minimum 15 games)

	Avg	Player	G	Season
1.	7.7	Rebecca Dayvault	26	1989-90
2.	7.6	Kyra Kaylor	29	2003-04
3.	7.4	Debbie Wade	17	1984-85
4.	7.3	Quintina Walker	27	1997-98
5.	6.9	Betty Strock	28	1978-79
6.	6.8	Janet McGee	18	1977-78
7.	6.7	Emily Correal	30	2009-10
8.	6.3	Tiffany Stone	27	1987-88
9.	5.9	Tiffany Benson	31	2006-07
10.	5.8	Kyle DeHaven	29	2003-04
	5.8	Ornit Schwartz	17	2000-01
	5.8	Beth Hairfield	25	1984-85

ASSISTS

	AST	Player	G	Season
1.	137	Kyle DeHaven	29	2003-04
2.	136	Katie Averyt	27	1995-96
3.	108	Jen Sobota	27	1999-00
4.	100	Jenna Green	31	2014-15
5.	62	Marlena Tremba	29	2013-14
6.	60	Latrice Hunter	29	2013-14
7.	56	Katherine DeHenzel	23	2007-08
	56	Lynn Norenberg	22	1977-78
9.	55	Taysha Pye	31	2008-09
10.	51	Robin Marino	27	1986-87

ASSIST AVERAGE

(minimum 15 games)

	Avg	Player	G	Season
1.	5.0	Katie Averyt	27	1995-96
2.	4.7	Kyle DeHaven	29	2003-04
3.	4.0	Jen Sobota	27	1999-00
4.	3.2	Jenna Green	31	2014-15
5.	2.6	Ornit Schwartz	17	2000-01
6.	2.6	Lynn Norenberg	22	1977-78
7.	2.4	Katherine DeHenzel	23	2007-08
8.	2.1	Marlena Tremba	29	2013-14
	2.1	Latrice Hunter	29	2013-14

STEALS

	STL	Player	G	Season
1.	97	Kyle DeHaven	29	2003-04
2.	80	Jen Sobota	27	1999-00
3.	66	Devin James	28	2004-05
4.	61	Kyra Kaylor	29	2003-04
5.	56	Bianca Boggs	30	2015-16
6.	52	Katherine DeHenzel	23	2007-08
	52	Katie Averyt	27	1995-96
8.	45	Lynn Norenberg	22	1977-78
9..	43	Marlena Tremba	29	2013-14
	43	Taysha Pye	31	2008-09
	43	Rebecca Dayvault	26	1989-90

STEALS AVERAGE

(minimum 15 games)

	Avg	Player	G	Season
1.	3.3	Kyle DeHaven	29	2003-04
2.	3.0	Jen Sobota	27	1999-00
3.	2.4	Devin James	28	2004-05
4.	2.3	Katherine DeHenzel	23	2007-08
5.	2.1	Kyra Kaylor	29	2003-04
	2.1	Lynn Norenberg	22	1997-78
7.	1.9	Bianca Boggs	30	2015-16
	1.9	Katie Averyt	27	1995-96
9.	1.8	Debbie Wade	17	1984-85
10..	1.7	Rebecca Dayvault	26	1989-90

BLOCKED SHOTS

	BLK	Player	G	Season
1.	68	Abby Rendle	30	2014-15
2.	67	Tiffany Benson	31	2006-07
3.	36	Rebecca Dayvault	26	1989-90
4.	29	Kyra Kaylor	29	2003-04
5.	27	Emily Correal	30	2009-10
6.	20	Jaclyn McKenna	29	2009-10
7.	18	Kaitlyn Mathieu	29	2010-11
8.	16	Dominique Lewis	28	2002-03
9.	12	Andrea Gross	27	1998-99
	12	Betty Strock	28	1978-79

BLOCKED SHOT AVERAGE

(minimum 15 games)

	Avg	Player	G	Season
1.	2.3	Abby Rendle	30	2014-15
2.	2.2	Tiffany Benson	31	2006-07
3.	1.4	Rebecca Dayvault	26	1989-90
4.	1.0	Kyra Kaylor	29	2003-04
5.	0.9	Emily Correal	30	2009-10
6.	0.7	Jaclyn McKenna	29	2009-10
7.	0.6	Kaitlyn Mathieu	29	2010-11
	0.6	Dominique Lewis	28	2002-03
9.	0.5	Debbie Wade	17	1984-85
10.	0.4	Eight players		

GAMES PLAYED

		Player	G	Season
1.	31	Jenna Green	2014-15	
	31	Janine Aldridge	2008-09	
	31	Taysha Pye	2008-09	
	31	Tiffany Benson	2006-07	
5.	30	Bianca Boggs	2015-16	
	30	Abby Rendle	2014-15	
	30	Kyla Kerstetter	2011-12	
	30	Emily Correal	2009-10	
	30	Katy Oblinger	2007-08	
	30	Vicki Lutz	1980-81	
10.	29	Marlena Tremba	2013-14	
	29	Latrice Hunter	2013-14	
	29	Kaitlyn Mathieu	2010-11	
	29	Jaclyn McKenna	2009-10	
	29	Kyle DeHaven	2003-04	
	29	Kyra Kaylor	2003-04	
	29	Kia Butts	2001-02	
	29	Kelly Ercole	2000-01	

MINUTES AVERAGE

(minimum 15 games)

	Avg	Player	G	Season
1.	35.7	Jen Sobota	27	1999-00
2.	33.4	Debbie Wade	17	1984-85
3.	31.8	Kyle DeHaven	29	2003-04
4.	31.2	Marlena Tremba	29	2013-14
5.	31.0	Ornit Schwartz	17	2000-01
6.	30.7	Katie Averyt	27	1995-96
7.	29.4	Devin James	28	2004-05
8.	29.1	Angie Evans	26	1987-88
9.	27.3	Kyra Kaylor	29	2003-04
10.	26.7	Bianca Boggs	30	2015-16

MISCELLANEOUS RECORDS

FASTEST TO 1,000 POINTS

G	Player
1. 55	Lynn Norenberg
2. 65	Kyra Kaylor
3. 74	Taysha Pye
4. 75	Jen Sobota
5. 77	Marlena Tremba
6. 84	Angie Evans
84	Karen Jordan
9. 88	Devin James
88	Ashleigh Akens

MOST DOUBLE-DIGIT SCORING GAMES IN A SEASON

1. 27	Kyra Kaylor	2007-08
27	Kyra Kaylor	2005-06
3. 26	Taysha Pye	2009-10
26	Mary Ranone	1998-99
5. 25	Ashleigh Akens	1993-94
6. 24	Taysha Pye	2010-11
24	Karen Jordan	1985-86
8. 23	Angie Evans	1990-91
23	Karen Jordan	1986-87
10. 22	Seven players	

MOST DOUBLE-DIGIT SCORING GAMES IN A CAREER

1. 98	Kyra Kaylor	2003-08
2. 82	Taysha Pye	2008-12
3. 75	Jen Sobota	1999-03
75	Karen Jordan	1983-87
5. 71	Devin James	2004-08
6. 69	Ashleigh Akens	1990-94
7. 65	Marlena Tremba	2013-16
65	Angie Evans	1987-91
9. 58	Marilyn Gayton	1990-94
10. 53	Tiffany Benson	2006-10
53	Mary Ranone	1996-00

LONGEST DOUBLE-DIGIT SCORING STREAK

1. 18	Kyra Kaylor	11/10/07-1/27/08
2. 17	Emily Correal	12/4/11-2/9/12
2. 16	Kyra Kaylor	11/18/05-1/22/06
3. 14	Taysha Pye	12/5/10-1/30/11
4. 13	Marilyn Gayton	1/14/94-2/18/94
13	Ashleigh Akens	11/27/93-1/23/94
13	Karen Jordan	2/16/85-1/2/86
7. 12	Ashleigh Akens	2/5/94-3/11/94
12	Karen Jordan	1/19/87-2/23/87
12	Karen Jordan	2/19/86-1/2/87
10. 11	Marlena Tremba	1/23/14-2/27/14
11	Kyra Kaylor	1/29/06-3/8/06
11	Kyra Kaylor	12/20/03-1/29/04

MOST 20-POINT SCORING GAMES IN A SEASON

1. 14	Kyra Kaylor	2005-06
2. 13	Emily Correal	2012-13
3. 11	Aquendine Khasidis	1994-95
4. 9	Janine Aldridge	2011-12
9	Taysha Pye	2010-11
9	Taysha Pye	2009-10
9	Mary Ranone	1999-00
7. 8	Marlena Tremba	2015-16
8. 7	Kyra Kaylor	2006-07
7	Kyra Kaylor	2003-04
7	Jen Sobota	2001-02
7	Jen Sobota	2000-01
7	Ashleigh Akens	1993-94

MOST 20-POINT SCORING GAMES IN A CAREER

1. 32	Kyra Kaylor	2003-08
2. 30	Taysha Pye	2008-12
3. 23	Jen Sobota	1999-03
4. 17	Marlena Tremba	2013-16
17	Ashleigh Akens	1991-94
6.. 16	Emily Correal	2009-13
7. 15	Aquendine Khasidis	1992-95
15	Angie Evans	1987-91
15	Janine Aldridge	2008-P
10. 11	Devin James	2004-08
11	Mary Ranone	1997-00

LONGEST 20-POINT SCORING STREAK

1. 5	Kyra Kaylor	1/6/06-1/20/06
2. 4	Kyra Kaylor	11/29/05-12/17/05
4	Mary Ranone	12/18/99-12/29/99
4. 3	Jazmen Boone	11/30/14-12/18/14
3	Taysha Pye	12/30/11-1/8/12
3	Taysha Pye	1/20/11-1/27/11
3	Taysha Pye	2/11/10-2/18/10
3	Courtney Portell	12/9/07-12/28/07
3	Jen Sobota	1/2/01-1/7/01
3	Aquendine Khasidis	1/15/95-1/29/95
3	Ashleigh Akens	2/7/94-2/13/94
3	Ashleigh Akens	1/8/92-1/15/92

MOST DOUBLE-DIGIT REBOUND GAMES IN A SEASON

1. 22	Tiffany Benson	2008-09
22	Kyra Kaylor	2005-06
3. 19	Ashleigh Akens	1993-94
4. 16	Tiffany Stone	1989-90
5. 14	Ashleigh Akens	1992-93
6. 12	Emily Correal	2011-12
12	Kyra Kaylor	2006-07
12	Tiffany Stone	1990-91
8. 11	Rebecca Dayvault	1992-93
9. 10	Tiffany Benson	2009-10
10	Karen Jordan	1985-86

MOST DOUBLE-DIGIT REBOUND GAMES IN A CAREER

1. 48	Kyra Kaylor	2003-08
2. 45	Tiffany Benson	2006-10
3. 43	Ashleigh Akens	1990-94
4. 35	Tiffany Stone	1987-91
5. 28	Rebecca Dayvault	1989-93
6. 23	Quintina Walker	1997-02
7. 21	Emily Correal	2009-P
21	Marilyn Gayton	1991-94
8. 18	Debbie Wade	1984-88
9. 16	Karen Jordan	1983-86
10. 11	Devin James	2004-08
11	Beth Hairfield	1984-88

LONGEST DOUBLE-DIGIT REBOUND STREAK

1. 9	Ashleigh Akens	12/30/93-1/30/94
2. 8	Kyra Kaylor	1/29/06-2/24/06
8	Kyra Kaylor	11/18/05-12/17/05
8	Tiffany Stone	1/31/90-2/21/90
5. 7	Ashleigh Akens	1/4/93-1/22/93
6. 6	Emily Correal	12/28/11-2/9/12
6	Ashleigh Akens	2/5/94-2/18/94
7. 5	Rebecca Dayvault	1/20/93-2/12/93
8. 4	Tiffany Benson	3/1/09-3/13/09
4	Tiffany Benson	1/29/09-2/8/09
4	Tiffany Benson	1/11/09-1/22/09
4	Devin James	12/3/06-12/21/06
4	Devin James	12/3/06-12/21/06
4	Marilyn Gayton	2/24/94-3/10/94
4	Ashleigh Akens	11/30/93-12/18/93

MOST DOUBLE-DOUBLES IN A SEASON

1. 22	Kyra Kaylor	2005-06
2. 19	Ashleigh Akens	1993-94
3. 16	Tiffany Benson	2008-09
4. 14	Ashleigh Akens	1992-93
5. 11	Emily Correal	2011-12
11	Kyra Kaylor	2006-07
6. 10	Tiffany Stone	1989-90
10	Karen Jordan	1985-86
10	Janet McGee	1980-81
9. 9	Kaitlyn Mathieu	2013-14
10. 8	Emily Correal	2012-13
8	Tiffany Benson	2009-10
8	Devin James	2006-07
8	Marilyn Gayton	1993-94

MOST DOUBLE-DOUBLES IN A CAREER

1. 44	Kyra Kaylor	2003-08
2. 40	Ashleigh Akens	1991-94
3. 33	Tiffany Benson	2006-10
4. 25	Emily Correal	2008-13
5. 20	Tiffany Stone	1987-91
6. 17	Marilyn Gayton	1991-94
7. 14	Rebecca Dayvault	1989-93
14	Karen Jordan	1984-86
9. 13	Kaitlyn Mathieu	2011-14
10. 12	Alex Masaque	2013-16

LONGEST DOUBLE-DOUBLE STREAK

1. 9	Ashleigh Akens	12/30/93-1/30/94
2. 8	Kyra Kaylor	1/29/06-2/24/06
8	Kyra Kaylor	11/18/05-12/17/05
4. 7	Ashleigh Akens	1/4/93-1/22/93
5. 6	Emily Correal	12/28/11-1/15/12
6	Ashleigh Akens	2/5/94-2/18/94
6. 4	Tiffany Benson	1/29/09-2/8/09
4	Devin James	12/3/06-12/21/06
4	Marilyn Gayton	2/24/94-3/10/94
4	Ashleigh Akens	11/30/93-12/18/93
4	Janet McGee	2/6/81-2/12/81

GREATEST WINNING MARGIN

DIF	Opponent	Score	Date
1. 60	Norfolk State	98-38	11/20/08
2. 57	at CNU	89-32	1/12/82
3. 53	UNCW	97-44	2/16/14
53	Coppin State	91-38	11/28/86
5. 49	vs Averett	98-49	3/2/78
6. 45	Westhampton	71-26	2/7/78
7. 43	Longwood	70-27	11/21/06
43	Virginia Wesleyan	75-32	1/19/78
43	Mary Washington	74-31	1/20/76
10. 40	Navy	90-50	11/30/93
40	vs Bucknell	83-43	11/26/82
40	Virginia Wesleyan	95-55	11/23/82

LONGEST WINNING STREAK

G	Dates
1. 21	1926-30
2. 8	2/12/81-3/6/81
3. 7	12/10/06-1/11/07
7	1/23/79-2/9/79
7	12/19/77-1/31/78
6. 6	11/23/15-12/17/15
7. 5	12/19/08-1/11/09
5	2/10/06-2/24/06
5	11/22/98-12/5/98
5	2/15/94-2/27/94
5	1/16/94-1/30/94
5	2/13/74-2/22/74

KASEY CURTIS



MEDIA



**Andrew
PHILLIPS**

Assistant Sports
Information Director

Andrew Phillips is in his fourth year at William & Mary after spending a year at VCU.

With the Tribe, Phillips serves as the primary contact for men's and women's soccer, women's basketball and baseball. Additionally, he has also provided play-by-play and public address announcing for the women's basketball, field hockey, baseball, and men's basketball team.

Phillips was the primary contact for baseball, men's and women's track and field teams and men's and women's cross country, while he was the secondary contact for men's and women's soccer at VCU. He also provided play-by-play for the women's basketball and baseball team's during his time with the Rams.

The Richmond, Va., native graduated from VCU in 2012 with a degree in Broadcast Journalism.

WILLIAM & MARY SPORTS INFORMATION (757) 221-3344 (757) 221-2989 (FAX)



**Pete
CLAWSON**

Senior Assistant
AD, Public
Relations



**Kris
SEARS**

Sports
Information
Director



**Rob
TURNER**

Senior Associate
Sports Information
Director



**Jacob
SKIPPER**

Associate Sports
Information
Director



**Tony
VAUGHN**

Assistant
Director for
Media Relations



**Jim
AGNEW**

Staff
Photographer

Sports Information Student Assistants:

Hannah Amoako, Libby Bland, Isaac Boateng, William Boyd, Sean Coffey, Evan DeFraigne, Grant Gittens, Lizzie Mekonnen, Nick Som, Michelle Wood, and Sophia Yates

Athletics/SID Directory — All Area Codes are 757

Athletics Department	221-3400	Pete Clawson	221-3369
Ticket Office	221-3340	pmclaw@wm.edu	
Marketing Office	221-3353	Rob Turner	221-3370
Tribe Club	221-3350	rturn@wm.edu	
Facilities/Operations	221-3355	Kris Sears	221-3368
Sports Medicine	221-3407	ksear@wm.edu	
Business Office	221-3372	Jacob Skipper	221-3344
Kaplan Arena Press Row	221-3348	jcskip@wm.edu	
		Andrew Phillips	221-3344
		atphillips01@wm.edu	
		Jim Agnew	221-3344
		jragnew01@wm.edu	
		Tony Vaughn	221-3412
		acvaughn@wm.edu	

POLICIES AND PROCEDURES

W&M SPORTS INFORMATION

The William and Mary Sports Information Office is located in Room 213 in the southeast corner of Kaplan Arena. The sports information office is always available to assist the media in its coverage of Tribe women's basketball. Please contact sports information director **Andrew Phillips** with any requests for information, interviews, photographs and game credentials.

CREDENTIAL REQUESTS

All media credentials should be arranged by contacting **Andrew Phillips** in the W&M Sports Information Office. Requests must be made at least 48 hours in advance of the game. Credentials will be mailed if time allows, or may be picked up at the Ticket Office Will Call window in the northeast corner of Kaplan Arena.

MEDIA PARKING

A limited number of media parking spaces are available around Kaplan Arena. Requests for parking privileges can be made through assistant sports information director **Andrew Phillips**. Media parking will also be located in the general Kaplan Arena lot located on Compton Drive between Brooks Street and Ukrop Way.

PRACTICES

All W&M practices are closed to the media.

MEDIA SERVICES

The media workroom (Room 225) is located off of the hallway on the north (scorers table) side of the arena. Press row is located on the south side of the arena. All seats are assigned. Game notes, media guides, rosters and programs will be available in the media workroom. Access to the media workroom is limited to those with proper credentials. Statistics, play-by-play and scores from college basketball games around the country will be available during and after the game.

RADIO

Visiting radio lines will be provided through the Sports Information Office on the day of the game. An ISDN line may be installed at additional request given enough advance notice. Radio stations should make arrangements for ISDN lines at least one month in advance of the game. Requests for the line will be honored on a first-come, first-served basis. Only collect, toll-free and incoming calls will be available through this phone line. Please contact **Andrew Phillips** at least 24 hours in advance if you wish to tape an interview with any William & Mary coaches to be broadcast before a game.

POST-GAME PRESS CONFERENCE

The W&M locker room is closed to the media at all times. A member of the W&M Sports Information Office will take requests for players near the end of each game. After each game, both head coaches and selected players from each team will be brought to the media workroom for the post game press conference.

INTERVIEW POLICY

All William and Mary players and head coaches will be available for interviews throughout the season. **All interview requests** must be coordinated through **Andrew Phillips** in the Sports Information Office. Please give at least 24 hours notice whenever possible. Home phone numbers will not be made available and members of the media are asked not to contact players or coaches at home.

INTERNET ACCESS

The official web site of William and Mary Athletics is **www.TribeAthletics.com**. This web site contains information for all 23 of William and Mary's sports, including schedules and results, statistics, releases, game notes and media guides. Information about the Colonial Athletic Association can be found at **www.caasports.com**.

PRESS RELEASES

Game notes will be available at least one day prior to each contest. All William and Mary basketball game notes and releases will be e-mailed and posted on the Tribe's web site. Please contact **Andrew Phillips** if you would like to be added to either the e-mail distribution list.