



BASKETBALL

2020-21 WILLIAM & MARY TRIBE BASKETBALL

TRUST | HARD WORK | COMMUNICATION | TOUGHNESS | FOCUS

MEDIA RELATIONS DIRECTOR: Kris Sears | **PHONE:** (757) 221-3368 | **CELL:** (765) 860-1205 | **EMAIL:** kasear@wm.edu

TRIBE BY THE NUMBERS

116th

W&M tips off its 116th season at Old Dominion on Saturday night. The Tribe, which owns 1254 all-time wins, began playing basketball in 1905-06.

70

Last season, the Tribe is 12-2 when holding teams to less than 70 points and 10-1 when teams failed to shoot 40% from the field.

64.8

Senior Luke Loewe finished last season ranked 10th nationally in effective field goal % at 64.8, according to KenPom.com. He was also 15th nationally in 3-point % against DI teams (45.3).

59

Over the final 16 games of 2019-20, junior Quinn Blair shot 59% (36-of-61) from the field. During that stretch, he averaged six points per game in 16.1 minutes per contest.

53.5

According to KenPom.com, the Tribe ranked 25th nationally in effective field goal % at 53.5 in 2019-20. W&M has ranked among the top 31 in the category each of the previous eight seasons.

36.7

W&M returns just 36.7% of its scoring from last season (840-of-2288). Of those 840 points, Luke Loewe accounted for 343 (40.8%).

15

Over the last two seasons, the Tribe has played or is scheduled to play 15 of its 21 nonconference games on the road. This season, W&M plays eight of its first 10 games away from Williamsburg

3

Nathan Knight '20 became the third Tribe player in the last three years to sign a NBA contract when he inked a two-way deal with the Atlanta Hawk.

3rd

In CAA play, junior Thornton Scott ranked third in the league in assists per game (4.1) and assist-to-turnover ratio (1.9) in 2019-20.

WHEN REFERENCING WILLIAM & MARY AND TRIBE:

William & Mary: preferred in all but formal treatments
W&M: most informal, use as second reference or on scorebug

College of William & Mary: preferred formal treatment
Do not use: WM, William and Mary, College of William and Mary, The College of William and Mary, The College, Wm & Mary, Wm and Mary.

The William & Mary Athletics official nickname is the Tribe. While the Griffin is the official mascot of William & Mary Tribe Athletics, do not reference teams or the school as the Griffins.

MATCHUP

WILLIAM & MARY [0-0, 0-0 CAA] AT OLD DOMINION [0-1, 0-0 CUSA]
Saturday, Nov. 28, 2020 | 7 PM | Chartway Arena (8,600) | Norfolk, Va.



TRIBE

Head Coach: Dane Fischer
Record at W&M: 21-11/2nd Year
Career Record: Same



MONARCHS

Head Coach: Jeff Jones
Record at ODU: 153-87 / 8th Year
Career Record: 510-374 / 28 Years

SERIES HISTORY: ODU leads 68-23 | Last Meeting - W&M won 63-46 (12/3/19) at Kaplan Arena
HISTORY AT ODU: ODU leads 33-7 | Last Meeting - ODU won 71-53 (12/5/18) at Chartway Arena

TRIBE NEWS & NOTES

- W&M opens the season on the road for the 12th time in the last 14 years when travels to Old Dominion on Saturday night. The Tribe won its season opener on the road last season, 70-56, at High Point in head coach Dane Fischer's debut.

- The Tribe will play eight of its first 10 games on the road in 2020-21, including six of its eight nonconference contests. Last season, the Tribe played 12 of its first 16 games on the road. Over head coach Dane Fischer's first two seasons, the Tribe has played or is scheduled to play 15 of its 21 nonconference games on the road. Last season, the Tribe tied a school record with 10 road wins.

- W&M and ODU meet for the 48th-straight season dating back to 1974. The Monarchs lead the all-time series at 68-23, but the Tribe has won seven of the last nine meetings, including a 63-46 win in Williamsburg last season. The teams have split the last four meetings in Norfolk with ODU pulling out a 71-53 victory in 2018.

- Senior Luke Loewe garnered preseason All-CAA honorable mention honors. A three-year starter, Loewe enjoyed a breakout junior season. He led the CAA in 3-point shooting at 43.9% and ranked 24th in the league at 10.7 ppg. Loewe was a stalwart on the defensive end, consistently limiting the league's top perimeter scorers on his way to CAA All-Defensive Team honors.

- As a team, the Tribe was picked 10th in the preseason standings. Hofstra, who won the CAA regular season and tournament championships in 2020, was the preseason pick to win the league. Last season, W&M was picked seventh in the preseason and finished second with a 13-5 league mark. In 2019-20, the Tribe won the fourth-most games in school history (21) and posted program records in conference wins (13) and road wins (10).

- 2020 graduate Nathan Knight, who was the Lou Henson National Mid-Major Player of the Year last season, signed a two-way NBA contract with the Atlanta Hawks on Nov. 24. He became the third W&M player, joining Marcus Thornton (Cleveland Cavaliers 10-day contract in 2018) and Daniel Dixon (Boston Celtics preseason Exhibit 10 deal in 2017) to sign an NBA deal in the last four years.

- After starting four seniors in 2019-20, the Tribe will have a younger lineup this season with only one scholarship senior (Luke Loewe) and seven of its 11 scholarship players being freshmen or sophomores. W&M graduated 63.3% of its scoring (1448-of-2288), 68.2% of its rebounding (787-of-1154), 54% of its minutes played (3459-of-6400) and 73.7% of its starts (138-of-160) from last season.

- Loewe was one of the most improved players in the country last season. After shooting 44.4 % from the field as a sophomore and just 22.6% from 3, he upped his game to rank among the CAA and national leaders in 2019-20. He led the CAA in 3-point % (43.9) and ranked fourth in field goal % (54.4). According to KenPom.com, Loewe was 10th nationally in effective field goal % (64.8) and 13th in true shooting % (65.9). After averaging 3.9 points per game sophomore, he more than doubled his production in 2019-20 at 10.7.

- Junior Quinn Blair was the Tribe's top reserve scorer a season ago at 4.8 ppg. He heated up over the season's final five games, averaging 8.6 points per game in 18.1 minutes. He shot 75% (15-of-20) from the floor, including 5-of-8 from 3-point range. In CAA play, Blair averaged 5.5 points per game, shooting 55.1% from the field.

- Sophomore Miguel Ayesa ranked among the CAA leaders in 3-point shooting last season. He ranked third on the team, hitting 41 triples in just 447 minutes. Ayesa ranked 13th in the CAA in 3-point shooting at 39.7% in league games. He also became just the second player in W&M history, along with Daniel Dixon '17, to have multiple games of four made 3's without a miss.

- Junior Thornton Scott started his sophomore campaign on a hot streak, averaging 12.8 points, 4.5 rebounds and 4.3 assists per contest, while shooting 52.4% (11-of-21) from 3 in the Tribe's first four games. Unfortunately, he suffered an injury that was forced him to miss the remainder of the nonconference slate and another that slowed him during CAA play. He returned to rank third in CAA games in assists (4.1) and assist-to-turnover ratio (1.9). He started 10 of his 19 games last season.

- In his first season as a head coach, Dane Fischer received multiple Coach of the Year award, including VaSID State, CAA and NABC District 10 honors. He was also a finalist for a pair of National Coach of the Year awards, including the Hugh Durham Award Mid-Major Coach of the Year and the Joe B. Hall Award, which is presented annually to first-year D1 head coach. His 21 wins in 2019-20 were the second-most for a rookie head coach in the country last season.

	Nov. 28	at Old Dominion Video: ODUSports.com	7 PM	The teams meet for the 48th-straight season dating back to 1974. While ODU leads the all-time series, W&M has won seven of the last nine meetings, including a 63-46 victory in Williamsburg last season.
	Nov. 30	at NC State Video: ACC Network	7 PM	W&M travels to NC State for the first time since the 2015-16 season when the Tribe opened the year with an 85-68 win. The Wolfpack leads the all-time series at 23-6, including a 15-2 in Raleigh.
	Dec. 3	Hampton Video: FloHoops	7 PM	The first meeting between the Tribe and Pirates will be part of George Washington's MTE. W&M has won three straight against the Pirates, including a 78-65 win in Williamsburg last season.
	Dec. 5	at George Washington		The former Southern Conference rivals meet for the first time since 2003. GW leads the all-time series at 38-25. The Colonials are coached by former W&M assistant coach Jamion Christian (2008-11).
	Dec. 9	at Norfolk State Video: NSUSpartans.com	7 PM	W&M won the previous two meetings with the Spartans. The teams meet for the first time since a 74-58 Tribe win in Williamsburg during the 2008-09 season.
	Dec. 12	at Virginia Video: ACC Regional Sports		The Tribe travels to Charlottesville for the third time in the last six seasons. UVa leads the all-time series at 55-26, and the Tribe last won in the series in 1984 and the last win in Charlottesville was in 1977.
	Dec. 15	at Hampton	6 PM	W&M and HU meet for the 24th time in the last 26 seasons with the Tribe holding an 14-8 advantage in the series. The series at Hampton is even at five following W&M's 76-71 victory in 2018.
	Dec. 19	High Point Video: FloHoops	2 PM	The Tribe and Panthers play for the eighth time in the last nine years and have met in each of the last four seasons. The series is even at five following the Tribe's 70-56 on the road last season.
	Jan. 2	at Hofstra Video: FloHoops	2 PM	Six of the last 12 games between the teams have been decided by three points or less. Hofstra leads the all-time series at 23-14, including an 11-5 mark in Hempstead.
	Jan. 3	at Hofstra Video: FloHoops	2 PM	The teams split the series in 2019-20 with each winning on the other's home court. The Pride holds a slim 10-9 advantage in the series since 2012.
	Jan. 9	Delaware Video: FloHoops	2 PM	The Tribe has won nine of the last 11 meetings between the two teams, including a sweep of the season series in 2019-20. The Blue Hens hold a slim 11-10 advantage in games in Williamsburg.
	Jan. 10	Delaware Video: FloHoops	2 PM	Delaware leads the all-time series with W&M at 24-16. Miguel Ayesa was of perfect 4-of-4 from 3 at UD last season, while Quinn Blair scored 13 points in the home win over the Blue Hens.
	Jan. 16	at Drexel Video: FloHoops	1 PM	W&M has won 16 of the last 27 meetings with Drexel dating back to the 2007 season. The Dragons lead the all-time series at 24-18 and the teams split the series in 2019-20 with each winning at home.
	Jan. 17	at Drexel Video: FloHoops	1 PM	Drexel leads the series at 13-7 in Philadelphia, but the Tribe has won five of the last seven meetings on the road. W&M head coach Dane Fischer and Drexel head coach Zach Spiker were college teammates at Ithaca.
	Jan. 23	Charleston Video: FloHoops	1 PM	W&M leads the all-time series with Charleston at 9-7. The Green and Gold is 7-0 all-time against the Cougars in Williamsburg, including a 67-56 win last season.
	Jan. 24	Charleston Video: FloHoops	1 PM	The teams have split the regular season meetings each of the last four years. In 2018, W&M and Charleston played the highest scoring game in Kaplan Arena history with the Tribe topping CofC, 114-104 in OT.
	Jan. 30	at Towson Video: FloHoops	1 PM	The Green and Gold leads the all-time series with Towson at 22-19 and has won four of the last five in the series.
	Jan. 31	at Towson Video: FloHoops	1 PM	Towson holds an 11-8 advantage at home over the Tribe, but W&M has won two straight at SECU Arena. Last season, Luke Loewe scored 15 points in the Tribe's 61-51 win at Towson.
	Feb. 6	James Madison Video: FloHoops	2 PM	The Tribe has won 13 of the last 15 meetings vs. JMU, including six in a row. W&M is 28-16 all-time against the Dukes at home. W&M has won seven straight against the Dukes in Williamsburg.
	Feb. 7	James Madison Video: FloHoops	2 PM	Five of the last eight meetings between the teams have been decided by five points or fewer, including two games that went to OT. Last season, Luke Loewe scored a career-high 27 points in a win at JMU.
	Feb. 13	at UNCW Video: FloHoops	1 PM	UNCW leads the all-time series at 45-31, but the Tribe has won 12 of the last 17 meetings between the programs. The teams have split the season series each of the last two years.
	Feb. 14	at UNCW Video: FloHoops	1 PM	The Seahawks hold a 23-14 advantage over the Tribe in Wilmington, but the teams have split the last eight meeting in North Carolina. Luke Loewe averaged 12 ppg vs. UNCW last season.
	Feb. 18	at Elon Video: FloHoops	7 PM	Since Elon joined the CAA in 2014-15, the Tribe is 11-4 against the Phoenix. W&M is 7-2 all-time at Elon, including wins in each of its last three trips to North Carolina.
	Feb. 20	Elon Video: FloHoops	2 PM	Overall, the Tribe is 16-4 all-time against Elon and won two of three meetings with the Phoenix last season. The Tribe is 6-1 all-time against the Phoenix in Williamsburg, including a 86-79 win last season.
	Feb. 27	Northeastern Video: FloHoops	Noon	Northeastern holds a slim 15-14 lead in the all-time series. W&M won both games against the Huskies last season, snapping a four-game NU win streak in the series.
	Feb. 28	Northeastern Video: FloHoops	Noon	The Tribe is 10-3 in Williamsburg vs. Northeastern. Three of the last four meetings have been decided by buzzer beaters, including both last season on Nahtan Knight buckets in the final seconds.



QUICK FACTS

QUICK FACTS

THE BASICS

Location: Williamsburg, Va.
Founded: 1693 [2nd oldest in the U.S.]
Enrollment: 8,773
Nickname: Tribe
Mascot: Griffin
Colors: Green, Gold and Silver
President: Katherine A. Rowe
Chancellor: Robert M. Gates
Interim Director of Athletics: Jeremy Martin
Arena (Capacity): Kaplan Arena [8,600]
NCAA Affiliation: Division I
Conference: Colonial Athletic Association

HISTORY

First Season: 1905-06
Seasons of W&M Basketball: 116th
All-Time Record: 1254-1412 (.470)
NIT Appearances: 3 [1982, 2010, 2015]
NCAA Appearances: 0

COACHING STAFF

Head Coach: Dane Fischer [Ithaca, 2002]
Record at W&M/Career: 21-11, First Season
Assistant Coach: Mike Howland [DePauw, 2002]
Assistant Coach: Jason Kemp [UW-La Crosse, 2004]
Assistant Coach: Julian Boatner [W&M, 2014]
Director of Ops: Nate Bollinger [Millersville, 2014]

TRIBE TRENDS

BY MONTH ...	18-19	19-20	20-21	LAST 5 YRS
In November	2-5	5-3	0-0	14-13
In December	4-3	4-2	0-0	15-10
In January	2-6	7-2	0-0	20-14
In February	5-2	5-3	0-0	17-13
In March	1-1	0-1	0-0	3-4

RECORD IN ...

Decided by 5 pts or less	6-6	8-2	0-0	20-12
Decided by 6-10 pts	5-4	4-2	0-0	18-12
Decided by 11 or more pts	3-7	9-7	0-0	31-25
At night (After 6 p.m.)	7-8	14-6	0-0	43-30
During the day	7-9	7-5	0-0	27-24
Decided in OT	1-2	0-0	0-0	4-4
Televised	5-9	8-4	0-0	19-23

SCORING ...

Less than 60 points	0-4	1-4	0-0	1-9
60-69 points	2-3	5-4	0-0	8-18
70-79 points	6-5	8-3	0-0	19-15
80-89 points	5-3	5-0	0-0	22-8
90-99 points	0-2	2-0	0-0	10-4
100 or more points	1-0	0-0	0-0	9-0

ALLOWING ...

Less than 60 points	0-1	7-0	0-0	13-1
60-69 points	7-0	5-2	0-0	20-3
70-79 points	4-6	8-4	0-0	21-16
80-89 points	3-5	1-5	0-0	12-16
90-99 points	0-4	0-0	0-0	2-14
100 or more points	0-1	0-0	0-0	2-4

RECORD WHEN ...

Leading at the half	10-6	16-2	0-0	50-15
Trailing at the half	4-10	4-9	0-0	18-36
Lead with 5 min. left	11-0	20-1	0-0	59-4
Trailing with 5 min. left	3-17	1-10	0-0	9-48

SHOOTING ...

50 percent or better	5-4	10-3	0-0	43-14
Less than 40%	0-2	3-5	0-0	4-11
Opp. shooting 50%	1-10	3-5	0-0	11-28
Opp. shoots less than 40%	5-1	10-1	0-0	26-3
Better than opponent	14-6	18-4	0-0	59-16
Hits 10 or more 3-pt. FGs	5-4	4-1	0-0	35-12
More 3-pt. FG than opp.	9-5	14-3	0-0	46-15

FT SHOOTING ...

Makes More Than Opp.	9-5	13-3	0-0	47-17
Opp. Makes More	4-10	5-7	0-0	15-33
Shoots 70% or better	4-10	17-7	0-0	41-32
Opp. Shoots 70% or better	10-13	13-8	0-0	35-39

REBOUNDING ...

Outrebounding opp.	8-8	16-5	0-0	48-20
Outrebounded by opp.	5-8	4-6	0-0	20-32

TURNOVERS ...

Fewer Turnovers than opp.	8-4	7-1	0-0	30-10
10 or fewer turnovers	7-5	8-3	0-0	29-12

RETURNING STARTER

POS. NO.	NAME	HT.	WT.	CL./EL.	G-GS	PPG	RPG	APG	FG%	3P%	FT%
G 12	Luke Loewe	6-4	186	Sr./Sr.	32-32	10.7	2.1	1.7	.544	.439	.722

NOTES: Named to the CAA All-Defensive Team in 2020 ... Started 63 straight games ... Led the CAA in 3-point % and ranked 4th in FG%.

POTENTIAL STARTERS

POS. NO.	NAME	HT.	WT.	CL./EL.	G-GS	PPG	RPG	APG	FG%	3P%	FT%
G 1	Jake Milkereit	6-5	200	Fr./Fr.	0-0	0.0	0.0	0.0	.000	.000	.000
G 5	Yuri Covington	6-1	192	Fr./Fr.	0-0	0.0	0.0	0.0	.000	.000	.000
G 11	Thornton Scott	6-5	185	Jr./Jr.	19-10	7.3	3.2	4.4	.347	.329	.788
F 21	Quinn Blair	6-7	225	Jr./Jr.	32-0	4.8	2.1	0.5	.466	.300	.789
G 23	Connor Kochera	6-5	200	Fr./Fr.	0-0	0.0	0.0	0.0	.000	.000	.000
F 30	Mehkel Harvey	6-9	225	Jr./Jr.	10-0	1.2	1.3	0.0	.500	.000	.400
F 35	Ben Wight	6-9	205	So./Fr.	0-0	0.0	0.0	0.0	.000	.000	.000

NOTES: Ranked one of the top 20 players in the state of Texas by Rivals.com ... An All-State selection in 2019 ... Averaged 17.8 ppg as a senior in HS.
 Averaged 17.9 ppg and 2.3 apg as a senior in HS ... Named honorable mention Washington Post All-Met in 2020.
 Ranked 3rd in CAA in assists (4.1) and assist-to-turnover ratio (1.9) in league games ... Scored a career-high 22 pts at High Point in 2019.
 Scored a career-high 14 pts in a win over Elon in 2020 ... Averaged 5.5 ppg in CAA play and shot 55.1% from the field.
 A McDonald's All-American nominee in 2020 ... Named All-State in Illinois ... Averaged 24 ppg as a senior in HS.
 Possesses a 7-2 wingspan ... Voted team's most improved player by his teammates in 2018-19 ... Pulled down 10 rebounds vs. Goucher.
 Redshirted during the 2019-20 season ... Selected to the Ohio vs. Kentucky All-Star Game in 2019 ... Averaged 13.5 ppg and 9.5 rpg in HS.

RESERVES

POS. NO.	NAME	HT.	WT.	CL./EL.	G-GS	PPG	RPG	APG	FG%	3P%	FT%
F 0	Kurt Samuels Jr.	6-5	230	Fr./Fr.	0-0	0.0	0.0	0.0	.000	.000	.000
G 4	Miodrag Dronjak	6-3	196	5th/Sr.	3-0	1.7	0.3	0.0	.500	.333	.000
G 10	Rainers Heramnovskis	6-4	201	So./So.	31-0	1.2	1.3	0.5	.394	.318	.571
G 15	Miguel Ayesa	6-5	201	So./So.	30-0	4.6	0.9	0.4	.397	.373	.000
F 22	Thatcher Stone	6-6	200	So./So.	8-0	0.9	0.8	0.1	.333	.200	.000
G 24	Austin Washburn	6-4	175	Jr./Jr.	4-0	1.5	0.5	0.3	.286	.200	.500

NOTES: Walk-on from St. Stephen's & St. Agnes, helping team of the 2019 VISAA state title ... Father played collegiately at Wyoming and UNC Asheville.
 Scored a career-high 5 points vs. Goucher on Dec. 15 ... Named to the CAA Commissioner's Honor Roll.
 Played for the Latvian U20 National Team during the summer of 2019 ... Scored a career-high 8 pts on 3-of-3 FG and 4 rebs vs. CoFC.
 Was a perfect 4-of-4 from 3 at both Wofford and Delaware ... Tallied 14 pts vs. UD ... Ranks 11th in CAA games in 3FG% (39.7).
 Scored first collegiate points with five vs. Goucher ... Tallied a two steals and two points at Hofstra.
 Knocked down a 3-pointers in the 2019 Gold Rush win over Delaware ... Tallied 5 points vs. Goucher.

INDIVIDUAL SUPERLATIVES

Double-Digit Games	18-19	19-20	20-21	Career	Leading Scorer (times): -
Luke Loewe	-	17	-	18	Leading Rebounder (times): -
Thornton Scott	-	6	-	6	Leading Assists (times): -
Quinn Blair	-	6	-	6	Charges (times) - 0 -
Miguel Ayesa	-	3	-	3	Dunks (times) - 0 -
20-Point Games	18-19	19-20	20-21	Career	Three-Point Plays (Made/Att) - 0/0 -
Luke Loewe	-	2	-	2	
Thornton Scott	-	1	-	1	
30-Point Games	18-19	19-20	20-21	Career	
None					
10-Assist Games	18-19	19-20	20-21	Career	
Thornton Scott	-	1	-	1	
10-Rebound Games	18-19	19-20	20-21	Career	
Mehkel Harvey	-	1	-	1	
Double-Doubles	18-19	19-20	20-21	Career	
None					

WILLIAM & MARY BASKETBALL



W&M TEAM

Played an AP No. 1 team: at #1 Duke, L - 97-61, 12/30/91
 Defeated an AP Top 10 team: vs. #2 North Carolina, 78-75, 12/7/77
 Defeated an AP Top 25 team: vs. #2 North Carolina, 78-75, 12/7/77
 Defeated an AP top 25 team on the road: Never
 Had a 20-point win: 27 (88-61) at Hofstra (1/2/20)
 Had a 30-point win: 30 (89-59) vs. Presbyterian (11/19/16)
 Had a 40-point win: 49 (103-54) vs. Shenandoah (11/21/17)
 Had a 50-point win: 57 (126-69) vs. Milligan (12/17/17)
 Had a 60-point win: 60 (90-30) vs. Goucher (12/15/19)
 Had a 20-point loss: 23 (83-60) vs. Hofstra (2/1/20)
 Had a 30-point loss: 32 (81-50) at Stanford (11/21/18)
 Overcame a 10-19 Point Deficit: 16 at American (11/8/19)
 Overcame a 20+ Point Deficit: 20 vs. Saint Joseph's (11/24/18)
 Won an overtime game: 86-84 (ot) vs. Charleston (2/21/19)
 Lost an overtime game: 93-90 (3ot) vs. Hofstra (1/10/19)
 Played a double-overtime game: W, 92-91 vs. Hofstra (3/8/15)
 Played a triple-overtime game: L, 93-90 vs. Hofstra (1/10/19)
 Had a 10-game winning streak: 10 (11/19/09 - 1/2/10)
 Had a 5-game winning streak: 5 (2/13/20 - 2/29/20)
 Had a 5-game losing streak: 5 (1/10/19 - 1/26/19)
 Had a 10-game losing streak: 14 (1/6/90 - 2/15/90)

W&M INDIVIDUALS

Had a triple-double: Terry Tarpey (18 pts, 11 rebs, 10 ast.) vs. JMU, 1/10/15
 Had a double-double: Nathan Knight (24 pts, 10 reb) vs. Elon (3/5/20)
 Two Players Had a Double-Double in the Same Game: Nathan Knight (17 pts, 17 reb) and Andy Van Vliet (18 pts, 11 reb) vs. UNCW (1/9/20)
 Had 30 pts and 10 rebs: Nathan Knight (33 pts, 12 reb) vs. Delaware (2/15/20)
 Scored 30-39 pts: Nathan Knight (33) vs. Delaware (2/15/20)
 Scored 40-49 pts: Jeff Cohen (49) vs. Richmond, 2/25/61
 Three players with 20 points in a game: Nathan Knight (21), Chase Audige (20) and Justin Pierce (20) vs. Saint Joseph's, 11/24/18
 Two players with 20 pts in a game: Nathan Knight (21) and Andy Van Vliet (20) at Fairfield (12/8/19)
 Two or more players with 30 pts in a game: Nathan Knight (31) and Connor Burchfield (30) vs. Marshall, 11/29/17
 Perfect at FT line (10 FTA): David Cohn (10-10) vs. Charleston, 2/24/18
 Perfect from 3-point range (4 3PA): Miguel Ayesa (4-4) at Delaware, 1/16/20
 Perfect from the field (5 FGA): Miguel Ayesa (5-5) at Delaware, 1/16/20
 Had 15-19 Rebs: Nathan Knight (18) at Charleston, 2/6/20
 Had 20+ Rebs: David Cully (26) vs. VMI, 1/17/96
 Had 10+ assists: Thornton Scott (11) vs. JMU, 1/23/20
 Had 6+ steals: Terry Tarpey (6) at Drexel, 1/7/16
 Had 5+ blocked shots: Andy Van Vliet (6) vs. Delaware, 2/15/20

OPPONENT INDIVIDUALS

Had a triple-double: Michael Anderson (10 pts, 11 rebs, 10 asts), vs. Drexel, 11/30/85
 Had a double-double: Hunter Woods (20 pts, 15 reb) vs. Elon, 3/5/20
 Two Players Had a Double-Double in the Same Game: Rokas Gustys (25 pts, 15 reb) and Juan'ya Green (13 pts, 12 ast) vs. Hofstra 2/11/16
 Scored 30-39 pts: Jermaine Marrow (30) vs. Hampton, 11/15/19
 Scored 40-49 pts: Justin Wright-Forman (48) at Hofstra, 2/9/19
 Three players with 20 points in a game: Grant Riller (29), Joe Chealey (24), Jarrell Brantley (23), and Cameron Johnson (20) vs. Charleston, 2/24/18
 Two players with 20 points in a game: Marcus Sheffield II (27) and Hunter McIntosh (22) vs. Elon, 2/29/20
 Perfect at FT line (10 FTA): Darius Banks (10-10) vs. JMU, 1/23/20
 Perfect from 3-point range (4 3PA): Tyler Seibring (4-4) vs. Elon, 2/1/18
 Perfect from the field (5 FGA): Isaac Kante (6-6) vs. Hofstra, 2/1/20
 Had 15-19 Rebs: Hunter Woods (15) vs. Elon, 3/5/20
 Had 20+ Rebs: Rokas Gustys (21) at Hofstra, 2/15/18
 Had 10+ assists: Jon Elmore (12) vs. Marshall, 11/29/17
 Had 6+ steals: Davonta Jordan (7) at Buffalo, 11/30/19
 Had 5+ blocked shots: John Dawson (5) vs. Liberty, 11/26/16

W&M TEAM STATS

Scored less than 40 points: 34 at Georgia State, 12/3/11
 Scored less than 50 points: 40 at Virginia, 12/22/18
 Scored 90-99 points: 90 vs. Goucher, 12/15/19
 Scored 100-110 points: 106 vs. William Peace (12/16/18)
 Scored 110-119 points: 114 vs. Charleston, 2/24/18
 Scored 120+ points: 126 vs. Milligan, 12/17/17
 Had 50-59 rebounds: 51 vs. James Madison, 1/11/18
 Had 60+ rebounds: 66 vs. Goucher, 12/15/19
 Had 20-29 assists: 23 vs. JMU, 1/23/20
 Had 30+ assists: 30 vs. Milligan, 12/17/17
 Had 15-19 steals: 22 vs. Bridgewater, 11/12/16
 Had 20+steals: 22 vs. Bridgewater, 11/12/16
 Had 10+ blocked shots: 10 vs. Delaware, 2/15/20
 FG Pct of less than 20%: Not since 1972
 FG Pct of less than 30%: .255 (14-of-55) at West Virginia, 12/29/13
 FG Pct of 60-69.9%: .625 (35-of-56) at Hofstra, 1/2/20
 FG Pct of 70-79.9%: .746 vs. Virginia Wesleyan, 2/1/84
 Made 40-49 field goals: 43 vs. Milligan, 12/17/17
 Made 50 or more field goals: not since 1986-87
 3-Point Pct of 60-69.9%: .643 (18-of-28) vs. Marshall, 11/29/17
 3-Point Pct of 70-79.9%: .750 vs. Old Dominion, 2/17/01
 Made 15+ 3-pointers: 15 at UIC, 11/15/18
 Made 10+ 3-pointers in a half: 10 (2nd half) at UNCW, 1/24/19
 Failed to make a 3-pointer: vs. Old Dominion, 12/1/16 (148 games)
 FT Pct of 90-99.9%: .917 (11-12) at Hofstra (1/2/20)
 FT Pct of 100%: 1.000 (12-12) vs. Drexel, 2/3/18
 Made 30-39 free throws: 33 vs. Charleston, 2/24/18
 Made 40 or more free throws: not since 1964

OPPONENT TEAM STATS

Scored less than 40 points: 30 vs. Goucher, 12/15/19
 Scored less than 50 points: 46 vs. Old Dominion, 12/3/19
 Scored 90-99 points: 93 at Hofstra, 2/9/19
 Scored 100-109 points: 100 at UIC, 11/15/18
 Scored 110+ points: 127 at Virginia Tech, 1/29/73
 Had 50-59 rebounds: 50 vs. Navy, 11/22/08
 Had 60+ rebounds: 60 at VMI, 2/10/65
 Had 20-29 assists: 22 vs. George Mason, 12/1/18
 Had 30+ assists: not since 1964
 Had 15+ steals: 15 at Savannah State, 12/2/17
 Had 10+ blocked shots: 11 at Louisville, 11/14/16
 FG Pct of less than 20%: .197 (15-of-76), VMI, 1/17/96
 FG Pct of less than 30%: .274 (17-of-62) at Towson, 2/20/20
 FG Pct of 60-69.9%: .615 vs. Drexel, 2/3/18
 FG Pct of 70-79.9%: .714 vs. Northeastern, 1/18/18
 Made 40-49 field goals: 40 vs. George Mason, 2/27/95
 Made 50 or more field goals: not since 1986-87
 3-Point Pct of 60-69.9%: .632 (12-19) vs. Northeastern, 1/18/18
 3-Point Pct of 70-79.9%: .750 vs. Richmond, 11/30/88
 3-Point Pct of 80% or better: .800 vs. Wake Forest, 2/4/91
 Made 15+ 3-pointers: 16 at Saint Joseph's (12/19/19)
 Made 10+ 3-pointers in a half: 10 vs. Delaware, 3/10/19 (2nd Half)
 Failed to make a 3-pointer: vs. Bridgewater, 11/12/16 (120 games)
 FT Pct of 90-99.9%: .947 (18-19) vs. Marshall, 11/29/17
 FT Pct of 100 %: 1.000 (13-13) at Wofford, 11/12/19
 Made 30-39 free throws: 31 vs. VCU, 1/10/07
 Made 40+ free throws: not since 1964

TV/RADIO SPOT CHART

0

KURT SAMUELS JR.

FR | F | 6-5 | 230 | Alexandria, Va.

PPG	0.0	FG%	.000
RPG	0.0	3P%	.000
APG	0.0	FT%	.000

1

JAKE MILKEREIT

FR | G | 6-5 | 200 | Dallas, Texas

PPG	0.0	FG%	.000
RPG	0.0	3P%	.000
APG	0.0	FT%	.000

4

MIODRAG DRONJAK

SR | G | 6-3 | 196 | Kladovo, Serbia

PPG	1.7	FG%	.500
RPG	0.3	3P%	.333
APG	0.0	FT%	.000

5

YURI COVINGTON

FR | G | 6-1 | 192 | Wilkes-Barre, Pa.

PPG	0.0	FG%	.000
RPG	0.0	3P%	.000
APG	0.0	FT%	.000

10

RAINERS HERMANOVSKIS

SO | G | 6-4 | 201 | Smiltene, Latvia

PPG	1.2	FG%	.394
RPG	1.3	3P%	.318
APG	0.5	FT%	.571

11

THORNTON SCOTT

JR | G | 6-5 | 185 | Glen Cove, N.Y.

PPG	7.3	FG%	.347
RPG	3.2	3P%	.329
APG	4.4	FT%	.788

12

LUKE LOEWE

SR | G | 6-4 | 186 | Fond du Lac, Wis.

PPG	10.7	FG%	.544
RPG	2.1	3P%	.439
APG	1.7	FT%	.722

15

MIGUEL AYESA

SO | G | 6-5 | 201 | Madrid, Spain

PPG	4.6	FG%	.397
RPG	0.9	3P%	.373
APG	0.4	FT%	.000

21

QUINN BLAIR

JR | F | 6-7 | 225 | Livonia, Mich.

PPG	4.8	FG%	.466
RPG	2.1	3P%	.300
APG	0.5	FT%	.789

22

THATCHER STONE

SO | G/F | 6-6 | 200 | Medford, Mass.

PPG	0.9	FG%	.333
RPG	0.8	3P%	.200
APG	0.1	FT%	.000

23

CONNOR KOCHERA

FR | G | 6-5 | 200 | Arlington Heights, Ill.

PPG	0.0	FG%	.000
RPG	0.0	3P%	.000
APG	0.0	FT%	.000

24

AUSTIN WASHBURN

JR | G | 6-4 | 175 | Powhatan, Va.

PPG	1.5	FG%	.286
RPG	0.5	3P%	.200
APG	0.3	FT%	.500

30

MEHEKL HARVEY

JR | F | 6-9 | 225 | Huntington Beach, Calif.

PPG	1.2	FG%	.500
RPG	1.3	3P%	.000
APG	0.0	FT%	.400

35

BEN WIGHT

RFR | F | 6-9 | 205 | Columbus, Ohio

PPG	0.0	FG%	.000
RPG	0.0	3P%	.000
APG	0.0	FT%	.000

DANE FISCHER

HEAD COACH

W&M Record: 21-11
Career Record: Same

PRONUNCIATION GUIDE	
Miguel AYESA	Eye-ace-uh
MIODRAG DRONJAK	Me-o-drag Drawn-yak
MEHEKL Harvey	Muh-kell
RAINERS HERMANOVSKIS	Rye-ners Herman-off-skus
Luke LOEWE	Loe - WEE
Connor KOCHERA	Co-chair-ah
Jake MILKEREIT	Milk-right
Ben WIGHT	White

















CAREER HIGH REFERENCE

CATEGORY	AYESA	BLAIR	COVINGTON	DRONJAK
Points	14 at Delaware (1/16/20)	14 vs. Elon (2/29/20)	-	5 vs. Goucher (12/15/19)
FG Made	5 at Delaware (1/16/20)	5 (2x) last vs. Delaware (2/15/20)	-	2 vs. Goucher (12/15/19)
FG Attempts	10 at Saint Joseph's (12/19/19)	8 (3x) last at Hofstra (1/2/20)	-	4 vs. Goucher (12/15/19)
3-Point FG Made	4 (3x) last at UNCW (2/8/20)	2 (3x) last at Towson (2/20/20)	-	1 vs. Goucher (12/15/19)
3-Point FG Attempts	7 (2x) last at Towson (2/20/20)	5 at Notre Dame (11/17/18)	-	3 vs. Goucher (12/15/19)
FT Made	-	5 vs. Elon (2/29/20)	-	-
FT Attempts	-	5 vs. Elon (2/29/20)	-	-
Rebounds	3 (2x) last at Saint Joseph's (12/19/19)	7 at UIC (11/15/18)	-	1 vs. Goucher (12/15/19)
Assists	2 (3x) last at James Madison (2/22/20)	2 (4x) last at Fairfield (12/8/19)	-	-
Steals	1 (5x) last vs. Delaware (2/15/20)	1 (7x) last vs. Delaware (2/15/20)	-	1 vs. Goucher (12/15/19)
Blocks	1 (2x) last vs. Goucher (12/15/19)	3 vs. Elon (1/19/19)	-	-
Minutes	24 (2x) last at James Madison (2/22/20)	24 (2x) last vs. Elon (2/29/20)	-	6 vs. Goucher (12/15/19)
CATEGORY	HARVEY	HERMANOVSKIS	KOCHERA	LOEWE
Points	9 vs. Goucher (12/15/19)	8 vs. Charleston (1/11/20)	-	27 at James Madison (2/22/20)
FG Made	4 vs. Goucher (12/15/19)	3 vs. Charleston (1/11/20)	-	10 at James Madison (2/22/20)
FG Attempts	8 vs. Goucher (12/15/19)	4 (2x) last vs. Old Dominion (12/3/19)	-	11 at James Madison (2/22/20)
3-Point FG Made	-	2 vs. Charleston (1/11/20)	-	6 at James Madison (2/22/20)
3-Point FG Attempts	-	3 (2x) last vs. Old Dominion (12/3/19)	-	7 at James Madison (2/22/20)
FT Made	2 (2x) last vs. William Peace (12/16/18)	2 at Hofstra (1/2/20)	-	7 (2x) last vs. Goucher (12/15/19)
FT Attempts	4 (2x) last at Stanford (11/21/19)	2 (3x) last at Hofstra (1/2/20)	-	9 vs. Morehead State (11/26/19)
Rebounds	10 vs. Goucher (12/15/19)	4 (3x) last vs. Charleston (1/11/20)	-	7 at Delaware (1/3/19)
Assists	2 at UIC (11/15/18)	4 vs. Goucher (12/15/19)	-	6 at Saint Joseph's (12/19/19)
Steals	1 (4x) last vs. Goucher (12/15/19)	1 (5x) last at James Madison (2/22/20)	-	2 (5x) last at American (11/8/19)
Blocks	3 vs. Delaware (2/2/19)	-	-	2 vs. William Peace (12/16/18)
Minutes	18 at UIC (11/15/18)	23 vs. Goucher (12/15/19)	-	38 vs. Delaware (2/15/20)
CATEGORY	MILKEREIT	SAMUELS, JR.	SCOTT	STONE
Points	-	-	22 at High Point (11/5/19)	5 vs. Goucher (12/15/19)
FG Made	-	-	8 at High Point (11/5/19)	2 vs. Goucher (12/15/19)
FG Attempts	-	-	12 at High Point (11/5/19)	5 vs. Goucher (12/15/19)
3-Point FG Made	-	-	6 at High Point (11/5/19)	1 vs. Goucher (12/15/19)
3-Point FG Attempts	-	-	8 at High Point (11/5/19)	3 vs. Goucher (12/15/19)
FT Made	-	-	7 vs. Elon (2/29/20)	-
FT Attempts	-	-	8 (2x) last vs. Elon (2/29/20)	-
Rebounds	-	-	8 vs. Elon (3/5/20)	5 vs. Goucher (12/15/19)
Assists	-	-	11 vs. JMU (1/23/20)	1 vs. Goucher (12/15/19)
Steals	-	-	2 (2x) last at Drexel (1/18/20)	2 at Hofstra (1/2/20)
Blocks	-	-	1 (7x) last vs. Towson (1/25/20)	-
Minutes	-	-	35 vs. Elon (3/5/20)	16 vs. Goucher (12/15/19)
CATEGORY	WASHBURN	WIGHT	SCHOOL RECORDS	
Points	5 vs. Goucher (12/15/19)	-	49 Jeff Cohen vs. Richmond (2/25/61)	
FG Made	2 vs. Goucher (12/15/19)	-	21 (2x) last Jeff Cohen vs. UR (2/25/61)	
FG Attempts	6 vs. Goucher (12/15/19)	-	34 Bill Chambers vs. Wash. & Lee (2/21/53)	
3-Point FG Made	1 (2x) last vs. Goucher (12/15/19)	-	10 Connor Burchfield vs. Marshall (11/29/17)	
3-Point FG Attempts	4 vs. Goucher (12/15/19)	-	23 David Schneider at Liberty (11/29/08)	
FT Made	1 vs. Hampton (11/15/19)	-	20 John Mahoney vs. GW (12/29/54)	
FT Attempts	2 vs. Hampton (11/15/19)	-	24 Kurt Small at The Citadel (12/4/93)	
Rebounds	1 (3x) last vs. Goucher (12/15/19)	-	51 Bill Chambers vs. Virginia (2/14/53)	
Assists	1 vs. Goucher (12/15/19)	-	15 Scott Coval vs. Mason (2/23/85)	
Steals	1 vs. Goucher (12/15/19)	-	8 Rod Musselman vs. Wash. Coll. (1/10/76)	
Blocks	-	-	10 David Cully vs. Mason (2/26/96)	
Minutes	9 vs. Goucher (12/15/19)	-	-	

WILLIAM & MARY RADIO AND TV CHART

NOTES: W&M and ODU meet for the 48th-straight season, dating back to 1974 ... ODU leads the all-time series at 68-23, but the Tribe has won seven of the last nine meetings ... The Green and Gold will play eight of its first 10 games on the road ... W&M ranked 25th nationally in effective FG% in 2019-20, marking the eighth straight year in was in the top 31 ... The Tribe was picked 10th in the CAA preseason poll ... W&M returns 36.7% of its scoring from last season.

RECORD	2020-21	LAST YR	STATS	W&M	OPP	ODU	OPP	W&M'S THREE-GAME STRETCH		
OVERALL	0-0	21-11	FG%	.464	.426	.379	.476	Nov. 28	at ODU	7 PM
CAA	0-0	13-5	3PT%	.346	.348	.182	.345	Nov. 30	at NC State	7 PM
HOME	0-0	11-2	FT%	.744	.714	.688	.833	Dec. 3	Hampton	7 PM
AWAY	0-0	10-7	POINTS	71.5	69.0	67.0	85.0			
NEUTRAL	0-0	0-2	REBOUNDS	36.1	31.9	38.0	41.0			
			ASSISTS	13.6	11.4	8.0	13.0			

	0 KURT SAMUELS JR. FR. / F / 6-5 / 230 / ALEXANDRIA, VA. (ST. STEPHEN'S & ST. AGNES)	PPG 0.0	FG% .000	<ul style="list-style-type: none"> Joined team as a walk-on from St. Stephen's & St. Agnes Helped the Saints to the 2019 VISAA state title and a runner-up finish in 2020 Played AAU for New World Father, Kurt, played college basketball at Wyoming and UNC Asheville before a professional career in Italy, Belgium, and England Born in Belgium 	POINTS
	RPG 0.0	3PT% .000 (0-0)	REBOUNDS		
	APG 0.0	FT% .000 (0-0)	ASSISTS		
			LAST GAME -		
	1 JAKE MILKEREIT (Milk-right) FR. / G / 6-5 / 200 / DALLAS, TEXAS (BISHOP LYNCH)	PPG 0.0	FG% .000	<ul style="list-style-type: none"> Ranked as one of the top 20 players in the state of Texas by Rivals.com Missed final 10 games of HS career due to injury, but averaged 17.8 ppg in 2019-20 A Texas Association of Basketball Coaches All-State selection in 2019 Made 340 3-pointers in his high school career, including 69 in 2019-20 Averaged 20 ppg as a junior at Bishop Lynch Played AAU for Drive Nation in the Nike EYBL 	POINTS
	RPG 0.0	3PT% .000 (0-0)	REBOUNDS		
	APG 0.0	FT% .000 (0-0)	ASSISTS		
			LAST GAME -		
	4 MIODRAG DRONJAK (Me-oh-drag Drawn-yak) SR. / G / 6-3 / 196 / Kladovo, Serbia (VIRGINIA BEACH FRIENDS SCHOOL/RICHARD BLAND)	PPG 1.7	FG% .500	<ul style="list-style-type: none"> Named to the CAA Commissioner's Academic Honor Roll in 2018-19 A W&M Provost Award winner in 2019 Played a career-high six mins vs. Goucher (12/15/19) and tallied 5 pts, 1 reb and 1 stl Saw his first action of the 2019-20 season against Old Dominion (12/3/19) Made his W&M debut vs. Delaware (2/2/19) in the Gold Rush Game, playing two minutes 	POINTS
	RPG 0.3	3PT% .333 (1-3)	REBOUNDS		
	APG 0.0	FT% .000 (0-0)	ASSISTS		
			LAST GAME - DNP		
	5 YURI COVINGTON FR. / G / 6-1 / 192 / WILKES-BARRE, PA. / NATIONAL CHRISTIAN ACADEMY (MD.)	PPG 0.0	FG% .000	<ul style="list-style-type: none"> Signed with the Tribe during the 2020 spring signing period Averaged 17.9 ppg and 2.3 apg as a senior at National Christian Academy (Md.) Named to the All-Capital Beltway Athletic Association First Team in 2020 An honorable mention <i>Washington Post</i> All-Met selection as a senior Named the DMV Fall Elite MOP in 2019 During the off-season, trained youth biweekly at Plum Gar Community Center during his HS career 	POINTS
	RPG 0.0	3PT% .000 (0-0)	REBOUNDS		
	APG 0.0	FT% .000 (0-0)	ASSISTS		
			LAST GAME -		
	10 RAINERS HERMANOVSKIS (Rye-ners Herman-off-skus) SO. / G / 6-1 / 201 / SMILTENE, LATVIA (RIGA SECONDARY SCHOOL NR.49)	PPG 1.2	FG% .394	<ul style="list-style-type: none"> Was 3-of-3 from the floor, including 2-of-2 from 3 with career-highs of 8 pts and 4 reb vs. ColC (1/11/20) Played a career and team-high 23 mins vs. Goucher (12/15/19) and tallied career-highs in rebs (4) and assists (4) Scored 5 pts vs. St. Francis (Pa.) (12/22/19) on 2-of-3 FG, including a 3-pointer Saw 10 mins of action at Oklahoma (11/18/19) and knocked down a 3-pointer Competed for the Latvian U20 National Team in the summer of 2019 Named to the CAA Commissioner's Academic Honor Roll in 2019-20 	POINTS
	RPG 1.3	3PT% .318 (7-22)	REBOUNDS		
	APG 0.5	FT% .571 (4-7)	ASSISTS		
			LAST GAME - PLAYED 3 MINS		
	11 THORNTON SCOTT JR. / G / 6-5 / 185 / GLEN COVE, N.Y. (HOLY TRINITY/VERMONT ACAD.)	PPG 7.3	FG% .347	<ul style="list-style-type: none"> In CAA games, ranked 3rd in the league in assists (4.1) and assist-to-turnover ratio (1.9) in 2020 Dished out a career-high 11 assists vs. JMU (1/23/20), which was the sixth-best total in W&M history Tallied 11 points and dished out five assists in the win at Northeastern (1/4/20) Scored a career-high 22 points at High Point (11/5/19) on 8-of-12 shooting Hit 6-of-8 from 3 at HPU equaling the most for a W&M player in an opener in school history Started 10 of 19 games in 2019-20, averaged 12.4 ppg in his first 4 games last season 	POINTS
	RPG 3.2	3PT% .329 (28-85)	REBOUNDS		
	APG 4.4	FT% .788 (26-33)	ASSISTS		
			LAST GAME - 5 PTS, 8 REB, 8 AST, 1 STL		
	12 LUKE LOEWE (Loe-we) SR. / G / 6-4 / 186 / FOND DU LAC, WIS. (FOND DU LAC)	PPG 10.7	FG% .544	<ul style="list-style-type: none"> Named to the CAA All-Defensive Team in 2020 and was the Tribe's Defensive MVP Scored a career-high 27 pts on 10-of-11 FG and 6-of-7 from 3 in win at JMU (2/22/20) According to KenPom.com, ranked 10th nationally in effective FG% (64.8) and 13th in true shooting % (65.9) Defensively limited 2020 NBA Draft pick Grant Riller of Charleston to just 10 pts in both meetings last season Led the CAA in 3FG% (43.9) in 2019-20 and ranked 4th in FG% (54.4) and 24th in scoring (10.7) Started each of the Tribe's last 63 games, including all 32 a season ago 	POINTS
	RPG 2.1	3PT% .439 (43-98)	REBOUNDS		
	APG 1.7	FT% .722 (52-72)	ASSISTS		
			LAST GAME - 5 PTS, 1 AST IN 36 MINS		
	15 MIGUEL AYESA (Eye-ace-uh) SO. / G / 6-5 / 201 / MADRID, SPAIN (DORAL ACAD. (FLA.) / NTSI ORLANDO)	PPG 4.6	FG% .397	<ul style="list-style-type: none"> Ranked 13th in the CAA in 3-point shooting in the league play at 39.7% (25-of-63) Scored all 14 of his career-high at Delaware (1/16/20) in the 1st half on 5-5 FG and 4-4 3FG Only the second player in W&M history with multiple games of four made 3s without a miss Made his collegiate debut at Wofford and became the 9th player in school history to go at least 4-of-4 from 3 Represented Spain in the 2018 FIBA European Championship Scored 8 pts, all in the 2nd half, to spark the Tribe on a decisive 15-1 run in W&M's win over ODU in 2019 	POINTS
	RPG 0.9	3PT% .373 (41-110)	REBOUNDS		
	APG 0.4	FT% .000 (0-0)	ASSISTS		
			LAST GAME - 3 PTS, 1 REB IN 11 MINS		
	21 QUINN BLAIR JR. / F / 6-7 / 225 / LIVONIA, MICH. (DEARBORN DIVINE CHILD)	PPG 4.8	FG% .466	<ul style="list-style-type: none"> Shot 55.1% (38-of-69) and averaging 5.5 ppg in CAA play last season Tallied a career-high 14 points to go with six rebs vs. Elon (2/29/20) Notched 13 points on 5-of-6 shooting vs. Delaware (2/15/20) Scored eight points off the bench on 4-of-8 shooting at Hofstra (1/2/20) Registered a 12 points on 5-of-8 from the field vs. Morehead St. (11/19/19) Tallied 10 points on 2-of-3 from 3-point range at Stanford (11/21/19) 	POINTS
	RPG 2.1	3PT% .300 (15-50)	REBOUNDS		
	APG 0.5	FT% .789 (30-38)	ASSISTS		
			LAST GAME - 5 PTS, 2 REB, 1 BLK		
	22 THATCHER STONE SO. / G-F / 6-6 / 200 / MEDFORD, MASS. (DEXTER SOUTHFIELD/COHASSET)	PPG 0.9	FG% .333	<ul style="list-style-type: none"> Tallied a career-high two steals at Hofstra (1/2/20) Played a career-high 16 mins vs. Goucher (12/15/19) and tallied 5 pts and 5 rebs Maded his collegiate debut and played two minutes at Stanford (11/21/19) Pulled down his first career rebound vs. Old Dominion (12/3/19) Played his senior season of HS at Dexter Southfield alongside a trio of other DI signees 	POINTS
	RPG 0.8	3PT% .200 (1-5)	REBOUNDS		
	APG 0.1	FT% .000 (0-0)	ASSISTS		
			LAST GAME - DNP		
	23 CONNOR KOCHERA (Co-chair-ah) FR. / G / 6-5 / 200 / ARLINGTON HEIGHTS, ILL. (SAINT VIATOR)	PPG 0.0	FG% .000	<ul style="list-style-type: none"> One of 13 McDonald's All-American nominees from the state of Illinois in 2020 A second team all-state selection in Illinois as a senior Averaged 24 ppg and six rpg, shooting 43% from 3 as a senior at Saint Viator Averaged 17 ppg for Fundamental U to an overall UAA-Rise in 2019 Eclipsed the 1,000-point mark during his senior season at Saint Viator 	POINTS
	RPG 0.0	3PT% .000 (0-0)	REBOUNDS		
	APG 0.0	FT% .000 (0-0)	ASSISTS		
			LAST GAME -		
	24 AUSTIN WASHBURN JR. / G / 6-4 / 175 / POWHATAN, VA. (POWHATAN)	PPG 1.5	FG% .286	<ul style="list-style-type: none"> Scored a career-high 5 pts and added a reb, ast and stl vs. Goucher (12/15/19) Knocked down a free throw and pulled down a rebound vs. Hampton (11/15/19) Knocked down a 3-pointer off the bench in the Gold Rush win over Delaware (2/2/19) Pulled down his first career rebound at Virginia (12/22/18) Made his W&M debut and scored two points vs. William Peace (12/16/18) 	POINTS
	RPG 0.5	3PT% .200 (1-5)	REBOUNDS		
	APG 0.3	FT% .500 (1-2)	ASSISTS		
			LAST GAME - DNP		
	30 MEHKEL HARVEY (Muh-kell) JR. / F-C / 6-9 / 225 / HUNTINGTON BEACH, CALIF. (OCEAN VIEW)	PPG 1.2	FG% .500	<ul style="list-style-type: none"> Just missed a double-double with career-highs of 9 pts and 10 rebs vs. Goucher (12/15/19) Named the W&M's Most Improved Player by vote his teammates in 2018-19 Tied a career-high with 4 points and added a career-best 3 blocks vs. Delaware (2/2/19) Blocked two shots in three minutes at Delaware (1/3/19) Possesses a 7-2 wingspan and owns 15 career blocked shots 	POINTS
	RPG 1.3	3PT% .000 (0-0)	REBOUNDS		
	APG 0.0	FT% .400 (2-5)	ASSISTS		
			LAST GAME - DNP		
	35 BEN WIGHT (White) RFR. / F / 6-9 / 205 / COLUMBUS, OHIO (THOMAS WORTHINGTON)	PPG 0.0	FG% .000	<ul style="list-style-type: none"> Spent last season as a redshirt practicing two players who signed pro contracts in Nathan Knight (Atlanta Hawks) and Andy Van Vliet (Lithuania) Selected to compete in the Ohio vs. Kentucky All-Star Game in 2019 Averaged 13.5 ppg, nine rpg and 2.5 bpg as a senior in high school A two-year starter at Thomas Worthington High School Named First Team All-Ohio Capital Conference in 2018-19 	POINTS
	RPG 0.0	3PT% .000 (0-0)	REBOUNDS		
	APG 0.0	FT% .000 (0-0)	ASSISTS		
			LAST GAME -		



Game Records

Record	Overall	Home	Away	Neutral
ALL GAMES	21-11	11-2	10-7	0-2
CONFERENCE	13-5	7-2	6-3	0-0
NON-CONFERENCE	8-6	4-0	4-4	0-2

Score by Periods

Team	1st	2nd	OT	TOT
William & Mary	1110	1178	0	2288
Opponents	1048	1160	0	2208

Team Box Score

No.	Player				Total		3-Point		F-Throw		Rebounds								PTS	AVG		
		GP-GS	MIN	AVG	FG-FGA	FG%	3FG-FGA	3FG%	FT-FTA	FT%	OFF	DEF	TOT	AVG	PF	DQ	A	TO			BLK	STL
13	KNIGHT, Nathan	32-32	946:01	29.6	227-433	.524	29-95	.305	180-233	.773	87	250	337	10.5	95	2	56	82	49	24	663	20.7
11	VAN VLIET, Andy	32-32	989:11	30.9	167-362	.461	53-148	.358	35-52	.673	43	234	277	8.7	71	1	49	72	41	13	422	13.2
12	LOEWE, Luke	32-32	992:06	31.0	124-228	.544	43-98	.439	52-72	.722	12	56	68	2.1	72	2	54	37	1	14	343	10.7
5	BARNES, Bryce	30-29	797:27	26.6	96-213	.451	15-46	.326	41-56	.732	15	66	81	2.7	62	1	103	65	5	38	248	8.3
1	SCOTT, Thornton	19-10	536:56	28.3	42-121	.347	28-85	.329	26-33	.788	7	53	60	3.2	25	0	83	47	4	9	138	7.3
21	BLAIR, Quinn	32-0	500:48	15.7	55-118	.466	15-50	.300	30-38	.789	16	52	68	2.1	40	0	15	21	7	4	155	4.8
15	AYESA, Miguel	30-0	448:26	14.9	48-121	.397	41-110	.373	0-0	.000	5	22	27	0.9	20	0	13	7	3	5	137	4.6
2	HAMILTON, Tyler	32-25	679:09	21.2	33-94	.351	3-11	.273	33-42	.786	20	67	87	2.7	83	3	40	38	12	19	102	3.2
00	WILLIAMS, Jihar	7-0	49:23	7.1	5-17	.294	2-12	.167	1-4	.250	1	4	5	0.7	3	0	4	3	2	1	13	1.9
4	DRONJAK, Miodrag	3-0	09:47	3.3	2-4	.500	1-3	.333	0-0	.000	0	1	1	0.3	1	0	0	2	0	1	5	1.7
24	WASHBURN, Austin	4-0	15:54	4.0	2-7	.286	1-5	.200	1-2	.500	0	2	2	0.5	0	0	1	1	0	1	6	1.5
30	HARVEY, Mehkel	10-0	39:16	3.9	5-10	.500	0-0	.000	2-5	.400	6	7	13	1.3	3	0	0	1	4	1	12	1.2
10	HERMANOVSKIS, Rainers	31-0	362:21	11.7	13-33	.394	7-22	.318	4-7	.571	9	30	39	1.3	21	0	16	13	0	6	37	1.2
22	STONE, Thatcher	8-0	33:17	4.2	3-9	.333	1-5	.200	0-0	.000	4	2	6	0.8	4	0	1	2	0	2	7	0.9
Team											41	42	83				12					
Total		32	6400		822-1770	.464	239-690	.346	405-544	.744	266	888	1154	36.1	500	9	435	403	128	138	2288	71.5
Opponents		32	6400		811-1905	.426	234-673	.348	352-493	.714	271	751	1022	31.9	526	13	364	317	90	212	2208	69.0

Team Statistics

	W&M	OPP
Scoring	2288	2208
Points per game	71.5	69.0
Scoring margin	+2.5	-
Field goals-att	822-1770	811-1905
Field goal pct	.464	.426
3 point fg-att	239-690	234-673
3-point FG pct	.346	.348
3-pt FG made per game	7.5	7.3
Free throws-att	405-544	352-493
Free throw pct	.744	.714
F-Throws made per game	12.7	11.0
Rebounds	1154	1022
Rebounds per game	36.1	31.9
Rebounding margin	+4.1	-
Assists	435	364
Assists per game	13.6	11.4
Turnovers	403	317
Turnovers per game	12.6	9.9
Turnover margin	-2.7	-
Assist/turnover ratio	1.1	1.1
Steals	138	212
Steals per game	4.3	6.6
Blocks	128	90
Blocks per game	4.0	2.8
Winning streak	0	-
Home win streak	3	-
Attendance	52121	42309
Home games-Avg/Game	13-4009	17-2489
Neutral site-Avg/Game	-	2-691

Team Results

Date	Opponent		Score	Att.
11/05/2019	at High Point	W	70-56	1292
11/08/2019	at American	W	79-70	1018
11/12/2019	at Wofford	W	80-79	1840
11/15/2019	Hampton	W	78-65	3735
11/18/2019	at Oklahoma	L	70-75	6393
11/21/2019	at Stanford	L	50-81	2502
11/26/2019	Morehead St.	W	95-84	2882
11/30/2019	at Buffalo	L	77-88	3420
12/03/2019	Old Dominion	W	63-46	3371
12/08/2019	at Fairfield	W	62-58	2161
12/15/2019	Goucher	W	90-30	2554
12/19/2019	at Saint Joseph's	L	69-84	1513
12/22/2019	vs Saint Francis (PA)	L	72-78	1381
12/30/2019	at Elon	W	74-73	1923
01/02/2020	at Hofstra	W	88-61	1725
01/04/2020	at Northeastern	W	66-64	901
01/09/2020	UNCW	W	79-63	3328
01/11/2020	Col. of Charleston	W	67-56	4384
01/16/2020	at Delaware	W	77-68	1955
01/18/2020	at Drexel	L	57-84	1587
01/23/2020	James Madison	W	88-75	4429
01/25/2020	Towson	L	58-70	4848
01/30/2020	Northeastern	W	59-58	3405
02/01/2020	Hofstra	L	60-83	5325
02/06/2020	at Col. of Charleston	L	50-68	4186
02/08/2020	at UNCW	L	64-70	4155
02/13/2020	Drexel	W	77-72	3590
02/15/2020	Delaware	W	81-77	5090
02/20/2020	at Towson	W	61-51	2613
02/22/2020	at James Madison	W	78-74	3125
02/29/2020	Elon	W	86-79	5180
03/08/2020	vs Elon	L	63-68	0