



# WILLIAM & MARY

## 2018-19 TRIBE MEN'S BASKETBALL

**MEDIA RELATIONS DIRECTOR:** Kris Sears / **PHONE:** (757) 221-3368 / **CELL:** (765) 860-1205 / **EMAIL:** kasear@wm.edu

### TRIBE BY THE NUMBERS

**943**

Junior center Nathan Knight has scored 943 career points. He is just 57 points away from becoming the 40th player in W&M history to score 1,000 career points.

**572**

W&M head coach Tony Shaver owns 572 career victories, which ranks 18th among active Division I head coaches. He is the Tribe's all-time winningest head coach at 214 victories.

**137**

On 137 occasions, the Tribe has connected on 10 or more 3-pointers in a game under head coach Tony Shaver. W&M is 87-50 in those contests. In total, 13 of the 18 times W&M has hit 15 or more triples come since 2015.

**98**

The Tribe is the winningest program in the CAA over the last six years with 98 victories. W&M also leads the league with 54 CAA wins during the stretch.

**95.8**

W&M's five freshmen - Chase Audige, Quinn Blair, Mekhel Harvey, L.J. Owens and Thornton Scott - played a combined 95.8 minutes per game this season.

**83.4**

Over the last three seasons, W&M is averaging 83.4 points per game. The Green and Gold ranked fourth in the country with a school-record 85 ppg average in 2017-18 after averaging 81.7 per game in 2016-17.

**57.8**

The Tribe's junior class of Nathan Knight (19.3), Matt Milon (13.4) and Justin Pierce (21.8) have accounted for 57.8 percent of W&M's scoring in 2018-19. The trio combined for 54.5 points per game.

**19**

A total of 19 former W&M players under Tony Shaver have signed pro contracts in 22 different countries. Daniel Dixon '17 (Northern Arizona Suns) and Connor Burchfield '18 (Austin Spurs) play currently in the NBA G-League.

**3.17**

Men's basketball achieved a cumulative team grade point average (GPA) of 3.17 in 2017-18 at the 'Public Ivy' institution. The Tribe received the CAA Team Academic Excellence Award with the highest GPA among league programs.

### WHEN REFERENCING WILLIAM & MARY AND TRIBE:

**William & Mary:** preferred in all but formal treatments  
**W&M:** most informal, use as second reference or on scorebug  
**College of William & Mary:** preferred formal treatment  
**Do not use:** WM, William and Mary, College of William and Mary, The College of William and Mary, The College

The William & Mary Athletics official nickname is the Tribe. While the Griffin is the official mascot of William & Mary Tribe Athletics, do not reference teams or the school as the Griffins.

### GAME

**7**

### WILLIAM & MARY (2-4,0-0 CAA) AT MARSHALL (4-1, 0-0 C-USA)

Wednesday, Nov. 28, 2018 | 7 PM | Huntington, W.Va. | Henderson Center  
Radio: Tribe Radio Network/TribeAthletics.com

### SERIES HISTORY

ALL-TIME	W&M leads 2-0	W&M won 114-104 (11/29/17) at Kaplan Arena
AT MARSHALL	W&M leads 1-0	W&M won 56-38 (12/19/50) in Huntington, W.Va.

### W&M NEWS AND NOTES

- Marshall, which won Conference USA and advanced to the second round of the NCAA Tournament, will be the first of two Conference USA opponents for the Tribe this season. W&M is 6-3 all-time against C-USA, which was established in 1995. The Tribe has won six of its last seven against the league over the last six seasons, including four in a row. Last season, W&M downed Marshall, 114-104, and Old Dominion, 79-77, both in Williamsburg.

- Junior Nathan Knight, who averaged 26.5 points and 6.5 rebounds per game last week, was named the CollegeInsider.com Lou Henson National Player of the Week on Monday. He scored a career-high 32 points against defending Big South Champion Radford, before tallying 21 points, including the game-winner with 1.7 seconds left, vs. Saint Joseph's. He was also named to the watch list for the Lou Henson Award, given annually to the top Division I mid-major player in the country.

- Freshman Chase Audige was named the CAA Rookie of the Week on Monday, giving W&M the league's top rookie award two of the first three weeks. Classmate L.J. Owens received the distinction on Nov. 12, and it marks the first time since 2004-05 that two Tribe players earned the award in the same season. Audige averaged 17 points, 3.5 rebounds and two steals per game last week, including a career-high 20 points in the Tribe's win over Saint Joseph's. He started his first collegiate game against Radford on Nov. 20 as well.

- W&M erased a 20-point second-half deficit against Saint Joseph's thanks to 67.7 percent (21-of-31) shooting in the final 20 minutes. It marked the Tribe's third comeback of 20 or more points under head coach Tony Shaver and 27th double-digit comeback overall. W&M overcame a 20-point deficit at home last season against JMU and from 22-point margin in 2015 against UNCW.

- The Tribe has relied heavily on its freshman class this season as the group accounts for 95.8 minutes per game. W&M's rookies have produced averages of 26.5 points, 11.2 rebounds and eight assists through the first six contests. The group has accounted for 34 percent of W&M's scoring, 33.8 of its rebounds and 46.2 percent of its assists. According to KenPom.com, the Tribe is the 17th youngest team in the country in terms of experience, averaging just 0.91 years per player.

- Freshman L.J. Owens has started each of the Tribe's last four games and ranks second among CAA freshmen in scoring at 10.8 points per game. He scored in double figures in four of his first six games. Owens ranks 24th overall in the CAA in scoring and eighth in 3-point shooting (.455).

- With a trio of upperclassmen starters out vs. Radford, the Tribe started three freshmen - Chase Audige, Quinn Blair and L.J. Owens - for the first time under head coach Tony Shaver. Overall it was the Tribe's first time with three rookie starters in 29 years. The last trio of freshmen to start were Brendan Connor, Thomas Roberts and Derrick Peters at George Mason on Feb. 15, 1990. The Tribe started three freshmen on seven times in 1989-90 with Todd Cauthorn mixing in as the third rookie starter at times.

- After shooting a season-high 57.1 percent vs. Saint Joseph's, W&M leads the CAA in field goal percentage (.490) and ranks 45th nationally in the category. Over the last six years, the Tribe is one of two teams nationally, along with Gonzaga, to rank among the top 30 nationally in field goal percentage. Last season, W&M was second in the country at 51.1 percent.

- In nine of head coach Tony Shaver's 15 seasons, the Tribe ranked among the top 50 according to KenPom.com in terms of assist percentage. This season, W&M is 17th in the country assisting on 61.7 percent of its made field goals. The Green and Gold leads the CAA and ranks 36th nationally at 17.2 assists per game in 2018. Each of the last two seasons, W&M ranked seventh nationally in assists per game at 17.5 in 2016-17 and 17.7 in 2017-18.

- The Tribe ranks 23rd nationally according to KenPom.com in effective field goal percentage (57.3). W&M has ranked among the top 25 nationally according to the statistical website each of the previous six seasons, including No. 2 in 2017-18 (59.5).

- Junior Justin Pierce, who was a preseason All-CAA pick, has been dominant to start the 2018-19 season posting double-doubles in three of his four games. He is averaging 21.8 points and 11.5 rebounds per game and ranks second in the CAA and 16th nationally in double-doubles.

- Freshman Thornton Scott dished out eight assists against Radford and followed with a career-high nine points and four assists in the win over Saint Joseph's. His eight assists marked the most for a W&M rookie since Sherman Rivers had nine in 1999 against Wofford. Scott ranks 12th in the CAA at three assists per game.

- Junior Matt Milon knocked down eight 3-pointers in the posting a career-high 30 points at UIC. His eight triples were the most in the CAA this season and third in W&M history. He ranks fourth in the CAA and 75th nationally in 3-pointers made per game (3.0).

- Knight was named one of 21 players nationally to the Watch List for the Kareem Abdul-Jabbar Center of the Year Award presented by the Naismith Memorial Basketball Hall of Fame. The 6-10 center was selected to the NBC Sports Preseason Mid-Major All-America Second Team in September.

	<b>NOV. 7 HIGH POINT</b> <b>W, 79-69</b> Video: Tribe Athletics TV/CAA.TV	W&M closed strong holding HPU to 2-of-8 shooting with three turnovers over the final 5:43 to pick up the win. Justin Pierce produced a 23-point, 14-rebound double-double and Matt Milon scored 19 points.
	Nov. 10 at Duquesne ^ <b>L, 70-84</b>	The Tribe used a 16-3 run to erase a 12-point deficit and take a 40-38 lead less than two minutes into the second half. DU shot 62.1 percent and hit eight-straight 3s in the final period to pull out the win. Nathan Knight led W&M with 26 points and 11 rebounds.
	Nov. 15 at UIC ^ <b>L, 99-105</b> ot TV/Video: NBC Sports Chicago/ESPN3	Matt Milon scored 30 points and hit eight 3-pointers, while Justin Pierce just missed a triple-double with 25 points, 11 rebounds and 7 assists. UIC shot 57.1 percent in the second half and hit all four of its hosts in OT to pull out the win.
	Nov. 17 at Norte Dame ^ <b>L, 64-73</b> TV/Video: ACC Network Extra	The Tribe led by one at the half, 28-27, and by three, 47-44, midway through the second half, but the Irish used a late 16-2 run to pick up the win. Nathan Knight led W&M with 18 points, seven rebounds and six assists.
	<b>NOV. 20 RADFORD ^</b> <b>L, 72-81</b> Video: Tribe Athletics TV/CAA.TV	W&M used a pair of second-half runs to erase an 11-point halftime deficit, but Radford used a 14-3 run to pick up the win. The Tribe played without three starters and junior Nathan Knight scored a career-high 32 points.
	<b>NOV. 24 SAINT JOSEPH'S</b> <b>W, 87-85</b> Video: Tribe Athletics TV/CAA.TV	The Green and Gold rallied from a 20-point second-half deficit, shooting 65.6 percent (21-of-32) over the final 20 minutes and winning on a Nathan Knight banking left-hand hook shot with 1.7 seconds left.
	Nov. 28 at Marshall <b>7 PM</b> TV/Video: Stadium in Local Markets	The teams meet for the second-straight year after producing the highest scoring game in Kaplan Arena history in 2017, a 114-104 Tribe win. Marshall won CUSA and advanced to the NCAA second round last season.
	<b>DEC. 1 GEORGE MASON</b> <b>4 PM</b> Video: Tribe Athletics TV/Cox Yurview	W&M and Mason meet for the second-straight season after rekindling a 34-year rivalry last season in Fairfax, Va. The Tribe used a 12-2 run to end the game and knock off the Patriots in Fairfax, 77-70.
	Dec. 5 at Old Dominion <b>7 PM</b> TV/Video: ESPN+	The teams meet for the 46th-straight season dating back to 1974. While ODU leads the all-time series, W&M has won six of the last seven meetings, including a thrilling 79-77 win last season on Oliver Tot's half-court buzzer-beater.
	Dec. 8 at Hampton <b>4 PM</b>	W&M and HU meet for the 21st time in the last 24 seasons with the Tribe holding an 12-8 advantage in the series. The Tribe downed Hampton, 83-76, last season in Williamsburg thanks to Nathan Knight's 31-points and 14 rebounds.
	<b>DEC. 16 WILLIAM PEACE</b> <b>4 PM</b> Video: Tribe Athletics TV/CAA.TV	It marks the 12th year in a row that W&M has faced a non-DI opponent. Over that stretch, they are scoring 92.3 points per game in those games and winning by an average of 38.8 points. The Pacers were 6-19 last season.
	Dec. 22 at Virginia <b>2 PM</b> TV/Video: ACC Network Extra	It will be the third trip to Charlottesville under head coach Tony Shaver and the first since 2015. The Cavaliers won both the ACC regular season and tournament crowns in amassing a 31-3 record in 2017-18. UVA leads the series at 54-26.
	<b>DEC. 28 JAMES MADISON *</b> <b>7 PM</b> Video: Tribe Athletics TV/Cox Yurview	The Tribe has won nine of the last 11 meetings vs. JMU, including both last season. W&M is 26-16 all-time against the Dukes at home. Matt Milon averaged 18.5 ppg against JMU last season.
	<b>DEC. 30 TOWSON *</b> <b>7 PM</b> Video: Tribe Athletics TV/CAA.TV	The Green and Gold holds an 11-6 advantage between the teams in Williamsburg. Last season, Towson won the two regular season meetings, before the Tribe claimed the CAA Quarterfinal match-up, 80-66.
	Jan. 3 at Delaware * <b>7 PM</b> Video: CAA.TV	After Delaware won nine-straight in the series between 2011-15, the Tribe has won the last six contests. Junior Justin Pierce averaged 22 points and seven rebounds vs. UD last season, including a career-high 33 in Williamsburg.
	Jan. 5 at Drexel * <b>4 PM</b> Video: CAA.TV	W&M and Drexel have split the last four seasons. The Green and Gold has won four of the last five meetings in Philadelphia, including an 85-63 win last season behind 19 points and 13 rebounds from Nathan Knight.
	<b>JAN. 10 HOFSTRA *</b> <b>7 PM</b> Video: Tribe Athletics TV/CAA.TV	Dating back to the 2008 season, W&M and Hofstra have split the last 22 meetings between the programs. The Tribe holds an 8-7 advantage in Williamsburg, including a 90-87 win last season.
	<b>JAN. 12 NORTHEASTERN *</b> <b>4 PM</b> Video: Tribe Athletics TV/Cox Yurview	W&M has won six of the last 11 meetings between the teams. The Tribe has been dominant in Williamsburg, winning nine of previous 11 meetings. Matt Milon averaged 17 ppg against the Huskies.
	<b>JAN. 19 ELON *</b> <b>4 PM</b> Video: Tribe Athletics TV/CAA.TV	The Tribe is a perfect 5-0 all-time against the Phoenix in Williamsburg. Last season, W&M tallied an 99-92 win at home behind Justin Pierce's 30 points and Paul Rowley's 16.
	Jan. 24 at UNCW * <b>7 PM</b> Video: CAA.TV	Over the last seven games between the teams, W&M is averaging 89.7 points per contest vs. UNCW. Junior Justin Pierce averaged 22.5 points and 7.5 rebounds per contest last season vs. the Seahawks.
	Jan. 26 at Charleston * <b>4 PM</b> Video: CAA.TV	W&M is 5-0 all-time against the Cougars in Williamsburg, including a 114-104 OT win last season. It equaled the highest scoring game in Kaplan Arena history. Nathan Knight averaged 26.3 points per game vs. CoFC in 2018.
	<b>JAN. 31 DREXEL *</b> <b>7 PM</b> Video: Tribe Athletics TV/CAA.TV	W&M has won 13 of the last 22 meetings with Drexel dating back to the 2007 season. The Dragons lead the all-time series at 23-15, including a 10-9 advantage in Williamsburg.
	<b>FEB. 2 DELAWARE *</b> <b>4 PM</b> Video: Tribe Athletics TV/Cox Yurview	Delaware leads the all-time series with W&M at 24-14. This meeting marks the program's fifth annual Gold Rush and will be the third time the Tribe has hosted the Blue Hens for the event.
	Feb. 7 at Northeastern * <b>7 PM</b> Video: CAA.TV	Northeastern holds a slim 13-12 lead in the all-time series after winning both contests last season. Tribe head coach Tony Shaver (16 years) and NU head coach Bill Coen (13 years) are the two longest tenured CAA coaches.
	Feb. 9 at Hofstra * <b>4 PM</b> Video: CAA.TV	Five of the last eight games between the teams has been decided by three points or less. Last season, Nathan Knight averaged 23.5 ppg and eight rpg, while Justin Pierce added 16.5 ppg and 11 rpg vs. Hofstra.
	Feb. 16 at Elon * <b>7 PM</b> Video: CAA.TV	Since Elon joined the CAA in 2014-15, the Tribe is 8-2 against the Phoenix, including three-straight wins. Overall the Tribe is 13-2 all-time against Elon and won both contests by seven points last season.
	<b>FEB. 21 CHARLESTON *</b> <b>7 PM</b> Video: Tribe Athletics TV/CAA.TV	W&M leads the all-time series with Charleston at 7-5. The teams split the 2018 regular season, before the Cougars won the CAA Semifinal meeting, 83-73. Paul Rowley averaged 10.3 ppg last season, hitting 9-of-15 from 3 vs. CoFC.
	<b>FEB. 23 UNCW *</b> <b>4 PM</b> Video: Tribe Athletics TV/Cox Yurview	UNCW leads the all-time series at 42-29, but the Tribe has won 10 of the last 13 meetings between the programs. W&M has won six-straight over the Seahawks in Williamsburg.
	Feb. 28 at Towson * <b>7 PM</b> Video: CAA.TV	The Tribe leads the all-time series with the Tigers at 19-18, while TU won in OT in Maryland last season. Nathan Knight has averaged 16.2 points and 7.6 rebounds in four contests against Towson.
	Mar. 2 at James Madison * <b>4 PM</b> Video: CAA.TV	The Tribe is 23-13 against the Dukes under the direction of head coach Tony Shaver. The last four meetings between the teams have been decided by seven points or fewer, including two games that went to OT.
	Mar. 9-12 CAA Championship	The Tribe has advanced to the CAA Semifinals each of the last five years, the only league team to do so. Since 2008, W&M has won 13 CAA Tournament games, more than any other program.



GENERAL INFORMATION					PROBABLE STARTERS									
<b>Formal Name:</b> College of William & Mary <b>Location:</b> Williamsburg, Va. <b>Founded:</b> 1693 (2nd oldest college in U.S.) <b>Enrollment</b> (includes graduate): 8,617 <b>Nickname:</b> Tribe <b>Colors:</b> Green, Gold and Silver <b>Arena (capacity):</b> Kaplan Arena (8,600) <b>Affiliation:</b> NCAA Division I <b>Conference:</b> Colonial Athletic Association (CAA) <b>President:</b> Katherine A. Rowe (Carleton College, 1984) <b>Chancellor:</b> Robert M. Gates (William & Mary, 1965) <b>Director of Athletics:</b> Samantha K. Huge (Gordon, 1992)					<div>2</div> <div>MATT MILON</div> <div>RJr. • G • 6-5 • 209</div> <div>Oviedo, Fla. / Oviedo / Boston College</div>					<div>- Erupted for a career-high 30 points at UIC</div> <div>- His eight 3-pointers at UIC rank third in W&amp;M history</div> <div>- Ranks 14th in the CAA in ppg and 3-point shooting</div> <div>- Scored 17 of his 19 vs. HPU in the second half</div> <div>- Ranks 12th among active D1 players in 3FG% (.444)</div> <div>- Ranks 4th in CAA and 75th nationally in the 3's made (3.0)</div>				
					G-GS	PPG	RPG	APG	FG%	3P%	FT%	STL	BLK	
					5-5	13.4	2.8	2.2	.468	.417	.800	0	0	
<div>11</div> <div>L.J. OWENS</div> <div>Fr. • G • 6-3 • 165</div> <div>Annapolis, Md. / Severn School</div>					<div>- Started last four games, averaging 33 mins per game</div> <div>- Named CAA Rookie of the Week on Nov. 12</div> <div>- Ranks third among CAA rookies in scoring at 10.8 ppg</div> <div>- Ranks 24th overall in scoring and 8th in 3-pt percentage</div> <div>- Hit the first 5 shots of his career, scoring 14 pts vs. HPU</div> <div>- Scored 12 pts, including 7-of-7 from FT line, at UIC</div>									
					G-GS	PPG	RPG	APG	FG%	3P%	FT%	STL	BLK	
					6-4	10.8	2.3	1.8	.500	.455	.846	2	1	
<div>12</div> <div>LUKE LOEWE</div> <div>So. • G • 6-4 • 190</div> <div>Fond du Lac, Wis./Fond du Lac</div>					<div>- After appearing in 27 games in 2017-18, started first 6 games this season</div> <div>- Registered two assists in three of six games this season</div> <div>- Tallied six points at both UIC and Notre Dame</div> <div>- Scored all seven of his pts vs. High Point in the final 6:43</div> <div>- Totaled career-highs with 13 pts, 5 rebs and 5 asts vs. Milligan (12/17/17)</div> <div>- A Wisconsin All-State selection in 2017</div>									
					G-GS	PPG	RPG	APG	FG%	3P%	FT%	STL	BLK	
					6-6	3.7	1.2	1.2	.476	.143	.200	4	0	
<div>13</div> <div>NATHAN KNIGHT</div> <div>Jr. • F/C • 6-10 • 245</div> <div>Syracuse, N.Y. / Nottingham / Kimball Union Acad.</div>					<div>- Named the Lou Henson National Player of the Week on Nov. 26</div> <div>- Scored a career-high 32 points vs. Radford</div> <div>- Ranks third in the CAA in scoring and 9th in rebounding</div> <div>- Posted 10th career double-double (26 pts, 11 rebs) at Duquesne</div> <div>- Named to the Kareem Abdul-Jabbar Center of the Year Watch List</div> <div>- An NBC Sports Preseason Mid-Major All-American Second Team pick</div>									
					G-GS	PPG	RPG	APG	FG%	3P%	FT%	STL	BLK	
					6-6	19.3	6.5	2.8	.603	.286	.867	1	5	
<div>23</div> <div>JUSTIN PIERCE</div> <div>Jr. • G/F • 6-7 • 202</div> <div>Glen Ellyn, Ill. / Glenbard West</div>					<div>- Ranks second in the CAA and 16th nationally in double-doubles</div> <div>- Owns three double-doubles in his first four games (10 career)</div> <div>- Finished with 20 pts and 12 reb in win over Saint Joseph's</div> <div>- Tallied 25 points, 11 rebounds and seven assists at UIC</div> <div>- A Preseason All-CAA 2nd Team pick after earning 3rd team honors in 2018</div> <div>- Scored a career-high 33 pts on 10-of-15 FG vs. Delaware (2/10/18)</div>									
					G-GS	PPG	RPG	APG	FG%	3P%	FT%	STL	BLK	
					4-4	21.8	11.5	3.5	.525	.409	.615	3	1	
MEN'S BASKETBALL INFORMATION														
<b>Head Coach:</b> Tony Shaver (UNC, 1976) <b>Record at W&amp;M:</b> 214-255 (16th Season) <b>Career Record:</b> 572-376 (33rd Season) <b>Associate Head Coach:</b> Jonathan Holmes (UNC, 2003) <b>Assistant Coach:</b> Austin Shaver (Virginia, 2007) <b>Assistant Coach:</b> Julian Boatner (William & Mary, 2014) <b>Director of Operations:</b> Luke Ford (Virginia, 2014) <b>2017-18 Record (CAA):</b> 19-12 (11-7/4th) <b>Starters Returning/Lost:</b> 3/2 <b>Letterwinners Returning/Lost:</b> 6/8 <b>First Year of Basketball:</b> 1905-06 <b>All-Time Record:</b> 1227-1384 (.470) <b>NIT Appearances:</b> 3 (1982, 2010, 2015) <b>NCAA Appearances:</b> None														
TRIBE TRENDS														
BY MONTH...		16-17	17-18	18-19	SHAVER ERA									
In November		3-3	4-2	2-4	42-47									
In December		3-3	4-2	0-0	43-37									
In January		6-3	5-3	0-0	62-82									
In February		3-4	4-4	0-0	51-66									
In March		1-1	1-1	0-0	14-20									
RECORD IN...														
Decided by 5 pts or less		4-2	2-2	1-1	63-64									
Decided by 6-10 pts		2-4	7-2	1-2	50-76									
Decided by 11 or more pts		10-8	9-8	0-1	104-129									
At night (After 6 p.m.)		10-9	12-7	1-2	152-166									
During the day		6-5	7-5	1-2	59-83									
Decided in OT		1-1	2-1	0-1	10-16									
Televised		3-5	3-5	0-3	46-85									
SCORING...														
Less than 60 points		0-1	0-0	0-0	19-101									
60-69 points		1-7	0-4	0-1	37-93									
70-79 points		3-1	2-6	1-2	71-39									
80-89 points		5-3	7-2	1-0	54-16									
90-99 points		4-2	4-0	0-1	22-7									
100 or more points		3-0	5-0	0-0	10-0									
ALLOWING...														
Less than 60 points		5-0	1-0	0-0	75-21									
60-69 points		3-0	5-1	1-0	79-66									
70-79 points		4-5	5-1	0-1	44-83									
80-89 points		3-3	5-3	1-2	11-54									
90-99 points		1-4	1-6	0-0	3-25									
100 or more points		0-2	2-1	0-1	2-7									
RECORD WHEN...														
Leading at the half		12-4	12-3	1-2	149-52									
Trailing at the half		4-9	6-8	1-2	55-190									
Lead with 5 min. left		15-2	13-1	2-0	186-24									
Trailing with 5 min. left		1-11	4-10	0-4	16-232									
SHOOTING FROM THE FIELD...														
50 percent or better		13-3	15-4	1-0	109-18									
Less than 40%		0-2	1-2	0-0	18-114									
Opp. shooting 50%		2-4	5-9	0-3	20-105									
Opp. shoots less than 40%		8-1	3-0	0-0	94-25									
Better than opponent		12-3	15-3	2-1	175-48									
Hits 10 or more 3-pt. FGs		12-3	14-4	1-1	87-50									
More 3-pt. FG than opp.		10-4	13-3	2-2	126-88									
SHOOTING FROM THE FREE THROW LINE...														
Makes More Than Opp.		12-5	13-4	1-2	169-80									
Opp. Makes More		2-8	4-8	1-2	35-159									
Shoots 70% or better		7-6	13-9	0-3	116-121									
Opp. Shoots 70% or better		5-11	7-7	1-3	85-139									
REBOUNDING...														
Outrebounding opp.		14-4	10-3	2-2	128-82									
Outrebounded by opp.		2-10	7-8	0-1	73-153									
TURNOVERS...														
Fewer Turnovers than opp.		7-3	8-2	0-0	96-71									
10 or fewer turnovers		8-2	6-2	0-0	73-53									





## W&amp;M TEAM

Played an AP No. 1 team: at #1 Duke, L - 97-61, 12/30/91  
 Defeated an AP Top 10 team: vs. #2 North Carolina, 78-75, 12/7/77  
 Defeated an AP Top 25 team: vs. #2 North Carolina, 78-75, 12/7/77  
 Defeated an AP top 25 team on the road: Never  
 Had a 20-point win: 22 (85-63) at Drexel (1/7/18)  
 Had a 30-point win: 30 (89-59) vs. Presbyterian (11/19/16)  
 Had a 40-point win: 49 (103-54) vs. Shenandoah (11/21/17)  
 Had a 50-point win: 57 (126-69) vs. Milligan (12/17/17)  
 Had a 20-point loss: 26 (99-73) vs. Towson (1/14/18)  
 Had a 30-point loss: 35 (97-62) at Ohio State (12/9/17)  
 Overcame a 10-19 Point Deficit: 10 at Drexel (1/7/18)  
 Overcame a 20+ Point Deficit: 20 vs. James Madison (1/11/18)  
 Won an overtime game: 89-82 (ot) vs. James Madison (1/11/18)  
 Lost an overtime game: 100-95 (ot) at UIC (11/15/18)  
 Played a double-overtime game: W, 92-91 vs. Hofstra (3/8/15)  
 Played a triple-overtime game: L, 87-85 at Harvard (11/15/09)  
 Had a 10-game winning streak: 10 (11/19/09 - 1/2/10)  
 Had a 5-game winning streak: 5 (12/30/17 - 1/11/18)  
 Had a 5-game losing streak: 8 (12/29/12 - 1/23/13)  
 Had a 10-game losing streak: 14 (1/6/90 - 2/15/90)

## W&amp;M INDIVIDUALS

Had a triple-double: Terry Tarpey (18 pts, 11 rebs, 10 ast.) vs. JMU, 1/10/15  
 Had a double-double: Justin Pierce (20 pts, 12 rebs) vs. Saint Joseph's (11/24/18)  
 Two Players Had a Double-Double in the Same Game: Matt Milon (19 pts, 12 rebs) and Nathan Knight (16 pts, 12 rebs) at JMU, 1/2/18  
 Had 30 pts and 10 rebs: Justin Pierce (30/12) vs. Elon (2/1/18)  
 Scored 30-39 pts: Nahtan Knight (32) vs. Radford (11/20/18)  
 Scored 40-49 pts: Jeff Cohen (49) vs. Richmond, 2/25/61  
 Three players with 20 points in a game: Nathan Knight (21), Chase Audige (20) and Justin Pierce (20) vs. Saint Joseph's, 11/24/18  
 Two or more players with 20 pts in a game: Matt Milon (30) and Justin Pierce (25), at UIC (11/15/18)  
 Two or more players with 30 pts in a game: Nathan Knight (31) and Connor Burchfield (30) vs. Marshall, 11/29/17  
 Perfect at FT line (10 FTA): David Cohn (10-10) vs. Charleston, 2/24/18  
 Perfect from 3-point range (4 3PA): Daniel Dixon (5-5) vs. Drexel, 1/30/17  
 Perfect from the field (5 FGA): Connor Burchfield (5-5) vs. Milligan, 12/17/17  
 Had 15-19 Rebs: Justin Pierce (17) vs. James Madison, 1/11/18  
 Had 20+ Rebs: David Cully (26) vs. VMI, 1/17/96  
 Had 10+ assists: David Cohn (11) vs. UNCW, 2/22/18)  
 Had 6+ steals: Terry Tarpey (6) at Drexel, 1/7/16  
 Had 5+ blocked shots: Nathan Knight (8) vs. Hofstra, 12/30/17

## OPPONENT INDIVIDUALS

Had a triple-double: Michael Anderson (10 pts, 11 rebs, 10 asts), vs. Drexel, 11/30/85  
 Had a double-double: John Mooney (13 pts, 11 reb) at Notre Dame, 11/17/18  
 Two Players Had a Double-Double in the Same Game: Rokas Gustys (25 pts, 15 reb) and Juan'ya Green (13 pts, 12 ast) vs. Hofstra 2/11/16  
 Scored 30-39 pts: Charlie Brown, Jr. (37) vs. Saint Joseph's, 11/24/18  
 Scored 40-49 pts: Prince Okoroh (40 pts.), at Howard, 11/30/13  
 Three players with 20 points in a game: Grant Riller (29), Joe Chealey (24), and Jarrell Brantley (23), Cameron Johnson (20) vs. Charleston, 2/24/18  
 Two players with 20 points in a game: Tarkus Ferguson (25) and Godwin Boahen (24) at UIC, 11/15/18  
 Perfect at FT line (10 FTA): Adam Smith (10-10) at UNCW, 2/4/12  
 Perfect from 3-point range (4 3PA): Tyler Seibring (4-4) vs. Elon, 2/1/18  
 Had 15-19 Rebs: Rokas Gustys (15) vs. Hofstra, 2/23/17  
 Had 20+ Rebs: Rokas Gustys (21) at Hofstra, 2/15/18  
 Had 10+ assists: Jon Elmore (12) vs. Marshall, 11/29/17  
 Had 6+ steals: Dave Knox (6), vs. Washington Coll., 12/19/14  
 Had 5+ blocked shots: John Dawson (5) vs. Liberty, 11/26/16

## W&amp;M TEAM STATS

Scored less than 40 points: 34 at Georgia State, 12/3/11  
 Scored less than 50 points: 45 at Florida, 11/14/14  
 Scored 90-99 points: 95 at UIC, 11/15/18  
 Scored 100-110 points: 104 at Savannah State, 12/2/17  
 Scored 110-119 points: 114 vs. Charleston, 2/24/18  
 Scored 120+ points: 126 vs. Milligan, 12/17/17  
 Had 50-59 rebounds: 51 vs. James Madison, 1/11/18  
 Had 60+ rebounds: 67 vs. Marymount, 11/29/95  
 Had 20-29 assists: 22 vs. Saint Joseph's, 11/24/18  
 Had 30+ assists: 30 vs. Milligan, 12/17/17  
 Had 15-19 steals: 22 vs. Bridgewater, 11/12/16  
 Had 20+steals: 22 vs. Bridgewater, 11/12/16  
 Had 10+ blocked shots: 10 vs. Hofstra, 12/30/17  
 FG Pct of less than 20 pct: Not since 1972  
 FG Pct of less than 30 pct: .255 (14-of-55) at West Virginia, 12/29/13  
 FG Pct of 60-69.9 pct: .652 (43-of-66) vs. Milligan, 12/17/17  
 FG Pct of 70-79.9 pct: .746 vs. Virginia Wesleyan, 2/1/84  
 Made 40-49 field goals: 43 vs. Milligan, 12/17/17  
 Made 50 or more field goals: not since 1986-87  
 3-Point Pct of 60-69.9 pct: .643 (18-of-28) vs. Marshall, 11/29/17  
 3-Point Pct of 70-79.9 pct: .750 vs. Old Dominion, 2/17/01  
 Made 15+ 3-pointers: 15 at UIC, 11/15/18  
 Made 10+ 3-pointers in a half: 11 (1st half) at Towson, 1/25/18  
 Failed to make a 3-pointer: vs. Old Dominion, 12/1/15 (92 games)  
 FT Pct of 90-99.9 percent: .923 (12-13) at Charleston (2/8/18)  
 FT Pct of 100 percent: 1.000 (12-12) vs. Drexel, 12/29/17  
 Made 30-39 free throws: 33 vs. Charleston, 2/24/18  
 Made 40 or more free throws: not since 1964

## OPPONENT TEAM STATS

Scored less than 40 points: 39 vs. Washington College, 11/20/99  
 Scored less than 50 points: 44 vs. Bridgewater, 11/12/16  
 Scored 90-99 points: 90 at Hofstra (2/15/18)  
 Scored 100-109 points: 100 at UIC, 11/15/18  
 Scored 110+ points: 127 at Virginia Tech, 1/29/73  
 Had 50-59 rebounds: 50 vs. Navy, 11/22/08  
 Had 60+ rebounds: 60 at VMI, 2/10/65  
 Had 20-29 assists: 20 vs. Drexel, 2/3/18  
 Had 30+ assists: not since 1964  
 Had 15+ steals: 15 at Savannah State, 12/2/17  
 Had 10+ blocked shots: 11 at Louisville, 11/14/16  
 FG Pct of less than 20 pct: .197 (15-of-76), VMI, 1/17/96  
 FG Pct of less than 30 pct: .296 (21-of-71) vs. Shenandoah, 11/21/17  
 FG Pct of 60-69.9 pct: .615 vs. Drexel, 2/3/18  
 FG Pct of 70-79.9 pct: .714 vs. Northeastern, 1/18/18  
 Made 40-49 field goals: 40 vs. George Mason, 2/27/95  
 Made 50 or more field goals: not since 1986-87  
 3-Point Pct of 60-69.9 pct: .632 (12-19) vs. Northeastern, 1/18/18  
 3-Point Pct of 70-79.9 pct: .750 vs. Richmond, 11/30/88  
 3-Point Pct of 80 pct or better: .800 vs. Wake Forest, 2/4/91  
 Made 15+ 3-pointers: 16 at Savannah State, 12/2/17  
 Made 10+ 3-pointers in a half: 11 vs. Elon, 1/5/17 (1st Half)  
 Failed to make a 3-pointer: vs. Bridgewater, 11/12/16 (65 games)  
 FT Pct of 90-99.9 pct: .947 (18-19) vs. Marshall, 11/29/17  
 FT Pct of 100 pct: 1.000 (6-6) vs. Mary Washington, 12/18/15  
 Made 30-39 free throws: 31 vs. VCU, 1/10/07  
 Made 40+ free throws: not since 1964

**JIHAR WILLIAMS**

SO | G/F | 6-5 | 200 | Baltimore, Md.

PPG	2.3	FG%	.222
RPG	0.7	3P%	.250
APG	0.5	FT%	.750

**THORNTON SCOTT**


FR | G | 6-5 | 182 | Glen Cove, N.Y.

PPG	3.5	FG%	.412
RPG	1.5	3P%	.500
APG	3.0	FT%	.667

**MATT MILON**

RJ | G | 6-5 | 209 | Oviedo, Fla.

PPG	14.3	FG%	.468
RPG	2.8	3P%	.417
APG	2.2	FT%	.800

**MIODRAG DRONJAK**

JR | G | 6-2 | 180 | Kladovo, Serbia

PPG	-	FG%	-
RPG	-	3P%	-
APG	-	FT%	-

**ANDY VAN VLIET**

SR | F | 7-0 | 235 | Antwerp, Belgium

PPG	-	FG%	-
RPG	-	3P%	-
APG	-	FT%	-

**L.J. OWENS**

FR | G | 6-3 | 165 | Annapolis, Md.

PPG	10.8	FG%	.500
RPG	2.3	3P%	.455
APG	1.8	FT%	.846

**LUKE LOEWE**

SO | G | 6-4 | 190 | Fond du Lac, Wis.

PPG	3.7	FG%	.476
RPG	1.2	3P%	.143
APG	1.2	FT%	.200

**NATHAN KNIGHT**

JR | F/C | 6-10 | 245 | Syracuse, N.Y.

PPG	19.3	FG%	.603
RPG	6.5	3P%	.286
APG	2.8	FT%	.867

**CHASE AUDIGE**

FR | G | 6-4 | 193 | Coram, N.Y.

PPG	9.0	FG%	.526
RPG	2.3	3P%	.476
APG	1.3	FT%	.500

**QUINN BLAIR**

FR | F | 6-6 | 221 | Livonia, Mich.

PPG	2.2	FG%	.250
RPG	2.3	3P%	.200
APG	1.2	FT%	.750

**PAUL ROWLEY**

L2 | F | 6-8 | 201 | Purcellville, Va.

PPG	2.0	FG%	.333
RPG	4.0	3P%	.000
APG	3.0	FT%	.000

**JUSTIN PIERCE**

JR | G/F | 6-7 | 202 | Glen Ellyn, Ill.

PPG	21.8	FG%	.525
RPG	11.5	3P%	.409
APG	3.5	FT%	.615

**AUSTIN WASHBURN**

FR | G | 6-3 | 165 | Powhatan, Va.

PPG	-	FG%	-
RPG	-	3P%	-
APG	-	FT%	-

**MEHKL HARVEY**

FR | F | 6-9 | 211 | Huntington Beach, Calif.

PPG	1.0	FG%	.400
RPG	2.7	3P%	.000
APG	0.7	FT%	.500

**CHRIS CLARK**

GR | F | 6-6 | 205 | Chester, Va.

PPG	0.0	FG%	.000
RPG	0.0	3P%	.000
APG	0.0	FT%	.000

**PRONUNCIATION GUIDE**Chase **AUDIGE** Ah-dee-j**MIODRAG DRONJAK**  
Me-o-drag Drawn-yak**MEHEKL** Harvey Mah-kellLuke **LOEWE** Loe - WEEMatt **MILON** Mih-lawn (like  
the Italian city)Paul **ROWLEY** Row-lee**JIHAR** Williams JUH-har





## TONY SHAVER HEAD COACH

33<sup>RD</sup> SEASON OVERALL

16<sup>TH</sup> SEASON AT W&M

### PROFILE

**Hometown:** High Point, N.C.  
**Wife:** Ann Shaver  
**Children:** Christopher, Austin, Jackson

**Education**  
North Carolina, 1976

**Coaching Career**  
Episcopal High School (1976-1986)  
Hampden-Sydney (1986-2003)  
William and Mary (2003-P)

### CAREER HIGHLIGHTS

- W&M All-Time Winningest Coach
- 2015 Finalist for the CollegelInsider.com Skip Prosser Man of the Year
- 2008 and 2010 CAA Coach of the Year
- Finalist for the CollegelInsider.com Mid-Major Coach of the Year (2008, 2010)
- 2010 NABC District Coach of the Year
- Nine Conference Championships
- 16 20-Win Seasons
- Two NIT Appearances (2010, 2015)
- 11 NCAA Division III Tournament Appearances
- Two NCAA Division III Final Fours
- 1999 NCAA Division III National Runner Up
- Three-Time ODAC Coach of the Year
- Three-Time South Region Coach of the Year
- Four-Time VaSID State Coach of the Year

When Tony Shaver accepted the head coaching position at William & Mary in May of 2003, he set his sights on making the Tribe a championship-contending program. Fast-forward to the present, the two-time CAA Coach of the Year and National Mid-Major Coach of the Year finalist has led a revival of the Green and Gold program. The Tribe has posted four of its nine 20-win seasons under Shaver, including three of the last five seasons. In fact, half of the Tribe's top 10 win totals have come during his 15 seasons on campus.

Over the last five years, W&M owns 96 overall victories, including 54 in CAA play. Both totals are tops in the CAA. The Tribe notched three-straight 20-win seasons in 2013-14, 2014-15 and 2015-16, marking just the second streak of three years in program history. The Green and Gold captured the CAA regular season Championship in 2015. Twice, Shaver led the program to berths in the National Invitation Tournament (NIT), only the second and third post season bids in program history. Shaver, who is the dean of CAA head coach, is W&M's all-time winningest head coach with 212 victories over his 15 seasons on the Green and Gold sidelines.

In his 32 years as a collegiate head coach, he ranks among the active leaders in victories in college basketball. Over his career, Shaver-coached teams have won 20 or more games during 16 seasons and advanced to the post season on 13 occasions. Shaver enters 2018-19 ranked 18th among active Division I head coaches with 570 career victories. He became the 86th Division I head coach to win 500 games in 2014. His career win total ranks 63rd all-time among head coach with at least 10 years of Division I experience.

Under Shaver, the Tribe has peaked at the right time of year during the conference tournament. Prior to his arrival in 2004, W&M had just two CAA Tournament wins in 18 years as a member of the league. During Shaver's 15 seasons, the Tribe owns 14 CAA Tournament victories and the program's first four championship game appearances. In fact, since 2008, W&M leads all CAA programs with 13 league tournament victories. The Tribe has earned a spot in the CAA Semifinals each of the last five years, a first in W&M history.

A total of 23 players have garnered All-CAA honors under Shaver, including five first team picks. By comparison, the Tribe had just two first team All-CAA selections prior to Shaver's arrival. The Tribe has produced multiple All-CAA picks each of the last six seasons. Another nine players have been named to the CAA All-Rookie Team and his players have three CAA All-Defensive Team accolades. Shaver-coached players have taken home two CAA Rookies of the Year, two CAA Defensive Players of the Year and a CAA Player of the Year. He has coached 12 NABC All-District selections.

Nineteen of Shaver's former Tribe athletes have gone on to professional careers overseas. A player from 12-straight graduating classes has gone on to sign a professional contract. Four W&M players have been selected in the NBA G-League (formerly Development League) draft, and another, Marcus Thornton, was a second round NBA Draft selection. Six former Tribe standouts (Alex Smith, Danny Sumner, Quinn McDowell, Daniel Dixon, Thornton and Connor Burchfield) have all played in the NBA G-League.

Along with its success on the court, Tribe players have done their work in the classroom as well under Shaver. Six times under Shaver a Tribe player has been named the CAA Scholar-Athlete of the Year. In five of the last 10 years, a W&M student-athlete received the CAA's prestigious Dean Ehlers Leadership Award, which is given to the student-athlete who "embodies the highest standards of leadership, integrity and sportsmanship in conjunction with his academic athletic achievement." Quinn McDowell became the first-ever two-time winner of the honor in 2011 and 2012. He was also the first CAA men's basketball student-athlete to be named one of 10 finalists for the Lowe's Senior CLASS Award on his way to Lowe's Senior CLASS Second-Team All-America honors in 2012.

The men's basketball program earned five NCAA Public Recognition (2013-17) for its perfect four-year Academic Progress Rate of 1,000, ranking among the top 10 percent nationally. The Tribe produced six straight years of perfect 1,000 APR scores (2012-17).

Shaver is a member of three Halls of Fame, including each of his previous coaching stops. In October of 2016, he was inducted into the High Point Central Sports Hall of Fame. A standout in football, basketball, golf and baseball for the Bison, Shaver was a multi-time all-conference selection in both football and basketball and quarterbacked the football team to the state finals in 1971. He was inducted into the Episcopal High School Hall of Fame in 2005 and the Hampden-Sydney College Hall of Fame in 2004 as the winningest coach at each place. Shaver led Episcopal for 10 seasons from 1976-86.

Shaver was named the head coach of the Tribe on May 2, 2003. He came to W&M after coaching 17 seasons at Hampden-Sydney, compiling a record of 358-121 (.747). He turned the Tigers into a Division III national powerhouse, leading H-SC to eight Old Dominion Athletic Conference titles, 12 20-win seasons and 11 NCAA Division III Tournament appearances. The winningest basketball coach in the program's history, he was named the ODAC and South Region Coach of the Year in 1995, 1999 and 2000, and was picked as the Virginia Sports Information Directors Division II-III Coach of the Year in 1997, 1999 and 2000.

In 2003, Shaver took the Tigers to the NCAA Division III Final Four, as his team finished with a record of 28-4. In 1999, Shaver led H-SC to the national championship game, where the Tigers lost by one point in double-overtime to Wisconsin-Platteville. The team finished 29-3, setting a school record for most wins in a season.

Shaver first led the Tigers to the national postseason in 1988-89, just his third season as the team's head coach. That year, H-SC won the ODAC championship, ending the season with a 21-8 record.

Prior to taking over at Hampden-Sydney for the 1986-87 campaign, Shaver spent 10 years as the head boys' basketball coach at Episcopal High School in Alexandria, Virginia. He was named the Virginia Independent Schools Athletic Association State Coach of the Year in 1986, and was twice picked as the Alexandria Coach of the Year, while winning 73 percent of his games.

A 1976 graduate of North Carolina, Shaver was a guard on the Tar Heel program from 1972-75 under head coach Dean Smith. Originally a walk-on, he earned a scholarship his rookie season, when he was awarded the prestigious Butch Bennett Award, presented to the freshman who exemplifies determination, sportsmanship and sacrifice for the team. Shaver was voted the honoree by his teammates. During his four years in Chapel Hill, UNC went 95-26, including a pair of trips to the NCAA Tournament in 1975 and 1976. During the 1975 season, the Tar Heels won the ACC Tournament and advanced to the Sweet 16. During the 1973 and 1974 season, UNC made the National Invitational Tournament.

A native of High Point, North Carolina, Shaver and his wife, Ann, are the parents of three sons: Christopher, Austin and Jackson. Christopher was a professional baseball pitcher and spent time in the San Diego Padres and Chicago Cubs organizations after a standout career with the Tribe baseball team. Austin is currently an assistant coach for the Tribe. Jackson graduated from William & Mary in 2013 and played on the Tribe baseball team that advanced to the NCAA Regional in 2013.



CATEGORY	AUDIGE	BLAIR	CLARK	DRONJAK
Points	20 vs. Saint Joseph's (11/24/18)	7 at Notre Dame (11/17/18)	-	10 vs. Fayetteville Technical CC (3/9/18)
FG Made	7 vs. Saint Joseph's (11/24/18)	3 at Notre Dame (11/17/18)	-	3 (3x) last vs. Fayetteville Technical CC (3/9/18)
FG Attempts	10 vs. Saint Joseph's (11/24/18)	8 at Notre Dame (11/17/18)	1 vs. Norfolk State (1/2/16)	5 vs. Vance-Granville CC (11/20/17)
3-Point FG Made	5 vs. Saint Joseph's (11/24/18)	1 (2x) last vs. Radford (11/20/18)	-	3 (2x) last vs. Fayetteville Technical CC (3/9/18)
3-Point FG Attempts	7 vs. Saint Joseph's (11/24/18)	5 at Notre Dame (11/17/18)	-	4 (2x) last vs. Fayetteville Technical CC (3/9/18)
FT Made	3 vs. Radford (11/20/18)	3 at UIC (11/15/18)	-	2 (2x) last vs. Catawba Valley CC (2/10/18)
FT Attempts	4 vs. Radford (11/20/18)	4 at UIC (11/15/18)	-	2 (6x) last vs. Fayetteville Technical CC (3/9/18)
Rebounds	4 (2x) last vs. Saint Joseph's (11/24/18)	7 at UIC (11/15/18)	1 (2x) last vs. Kentucky (3/11/16)	5 at Lenoir CC (1/13/18)
Assists	3 at Notre Dame (11/17/18)	2 (3x) last vs. Saint Joseph's (11/24/18)	-	2 (2x) last at Lenoir CC (1/13/18)
Steals	3 vs. Saint Joseph's (11/24/18)	1 at UIC (11/15/18)	-	1 (2x) last vs. Vance-Granville CC (2/25/18)
Blocks	2 vs. Saint Joseph's (11/24/18)	1 at UIC (11/15/18)	-	1 at Vance-Granville CC (11/20/17)
Minutes	39 vs. Radford (11/20/18)	22 vs. Radford (11/20/18)	2 (3x) last vs. Kentucky (3/11/16)	16 at CCBC Dundalk (11/4/17)
CATEGORY	HARVEY	KNIGHT	LOEWE	MILON
Points	4 vs. High Point (11/7/18)	32 vs. Radford (11/20/18)	13 vs. Milligan (12/17/17)	30 at UIC (11/15/18)
FG Made	1 (2x) last at UIC (11/15/18)	13 (5x) last vs. Radford (11/20/18)	4 vs. Shenandoah (11/21/17)	11 at UIC (11/15/18)
FG Attempts	2 (2x) last vs. Saint Joseph's (11/24/18)	22 vs. Marshall (11/29/17)	7 at UIC (11/15/18)	19 at UIC (11/15/18)
3-Point FG Made	-	2 at Duquesne (11/10/18)	1 (3x) last vs. High Point (11/7/18)	8 at UIC (11/15/18)
3-Point FG Attempts	-	3 at Duquesne (11/10/18)	2 (3x) last at UIC (11/15/18)	15 at UIC (11/15/18)
FT Made	2 vs. High Point (11/7/18)	18 vs. Hampton 11/15/17	6 vs. Milligan (12/17/17)	6 (3x) last vs. UNCW (2/22/18)
FT Attempts	4 vs. High Point (11/7/18)	22 vs. Hampton 11/15/17	6 vs. Milligan (12/17/17)	7 vs. UNCW (2/22/18)
Rebounds	4 vs. High Point (11/7/18)	14 vs. Hampton 11/15/17	5 vs. Milligan (12/17/17)	12 at James Madison (1/2/18)
Assists	2 at UIC (11/15/18)	6 (3x) last at Notre Dame (11/17/18)	5 vs. Milligan (12/17/17)	4 vs. Elon (2/1/18)
Steals	1 vs. Radford (11/20/18)	3 vs. Old Dominion (11/25/17)	1 (6x) last vs. Radford (11/20/18)	2 (4x) last at Elon (1/20/18)
Blocks	2 vs. High Point (11/7/18)	8 vs. Hofstra (12/30/17)	1 vs. Milligan (12/17/17)	1 (6x) last vs. Charleston (3/5/18)
Minutes	11 vs. High Point (11/7/18)	36 (4x) last vs. Radford (11/20/18)	25 vs. High Point (11/7/18)	42 vs. James Madison (1/11/18)
CATEGORY	OWENS	PIERCE	ROWLEY	SCOTT
Points	14 vs. High Point (11/7/18)	33 vs. Delaware (2/10/18)	16 vs. Elon (2/1/18)	9 vs. Saint Joseph's (11/24/18)
FG Made	5 vs. High Point (11/7/18)	10 (2x) last vs. Delaware (2/10/18)	6 vs. Elon (2/1/18)	3 vs. Saint Joseph's (11/24/18)
FG Attempts	9 (3x) last vs. Radford (11/20/18)	19 at UCF (11/18/17)	11 vs. Charleston (3/5/18)	4 vs. Saint Joseph's (11/24/18)
3-Point FG Made	3 at Notre Dame (11/17/18)	6 vs. Elon (2/1/18)	4 (3x) last vs. Charleston (3/5/18)	2 (2x) last vs. Saint Joseph's (11/24/18)
3-Point FG Attempts	5 vs. High Point (11/7/18)	9 (2x) last vs. Elon (2/1/18)	4 (2x) last vs. Charleston (3/5/18)	3 vs. Saint Joseph's (11/24/18)
FT Made	7 at UIC (11/15/18)	10 vs. Delaware (2/10/18)	4 vs. James Madison (1/11/18)	1 (2x) last vs. Saint Joseph's (11/24/18)
FT Attempts	7 at UIC (11/15/18)	11 (2x) last at Hofstra (2/15/18)	6 vs. James Madison (1/11/18)	2 vs. Saint Joseph's (11/24/18)
Rebounds	5 vs. Radford (11/20/18)	17 (2x) last vs. James Madison (1/11/18)	13 vs. Milligan (12/16/16)	2 (3x) last vs. Saint Joseph's (11/24/18)
Assists	4 vs. Radford (11/20/18)	7 at UIC (11/15/18)	4 (2x) last vs. Drexel (1/30/17)	8 vs. Radford (11/20/18)
Steals	1 at Notre Dame (11/17/18)	4 vs. Bridgewater (11/12/16)	3 at UNCW (1/27/18)	2 at UIC (11/15/18)
Blocks	1 vs. Radford (11/20/18)	3 (2x) last at JMU (1/2/18)	4 vs. Hampton 11/15/17	1 (2x) last vs. Saint Joseph's (11/24/18)
Minutes	34 vs. Radford (11/20/18)	41 (2x) last at UIC (11/15/18)	32 vs. Hampton (11/15/17)	27 (2x) last vs. Saint Joseph's (11/24/18)
CATEGORY	VAN VLIET	WILLIAMS	WASHBURN	SCHOOL RECORDS
Points	18 vs. South Carolina St. (11/10/17)	11 vs. Shenandoah (11/21/17)	-	49 Jeff Cohen vs. Richmond (2/25/61)
FG Made	7 vs. South Carolina St. (11/10/17)	4 vs. Shenandoah (11/21/17)	-	21 (2x) last Jeff Cohen vs. UR (2/25/61)
FG Attempts	11 vs. South Carolina St. (11/10/17)	9 (2x) last vs. Radford (11/20/18)	-	34 Bill Chambers vs. Wash. & Lee (2/21/53)
3-Point FG Made	4 (2x) last at Northwestern (2/22/18)	3 (2x) last vs. Milligan (12/17/17)	-	10 Connor Burchfield vs. Marshall (11/29/17)
3-Point FG Attempts	5 (2x) last vs. Yale (11/12/17)	7 (2x) last vs. Radford (11/20/18)	-	23 David Schneider at Liberty (11/29/08)
FT Made	5 vs. Yale (11/12/17)	2 (2x) last vs. Radford (11/20/18)	-	20 John Mahoney vs. GW (12/29/54)
FT Attempts	7 vs. Yale (11/12/17)	2 (4x) last vs. Radford (11/20/18)	-	24 Kurt Small at The Citadel (12/4/93)
Rebounds	8 vs. South Carolina St. (11/10/17)	3 (3x) last vs. High Point (11/7/18)	-	51 Bill Chambers vs. Virginia (2/14/53)
Assists	2 vs. Florida A&M (12/23/16)	2 (2x) last at Ohio State (12/9/17)	-	15 Scott Coval vs. Mason (2/23/85)
Steals	1 vs. Milwaukee (11/24/17)	2 vs. Delaware (2/10/18)	-	8 Rod Musselman vs. Wash. Coll. (1/10/76)
Blocks	2 vs. South Carolina St. (11/10/17)	2 vs. Delaware (2/10/18)	-	10 David Cully vs. Mason (2/26/96)
Minutes	24 at Northwestern (2/22/18)	25 vs. Radford (11/20/18)	-	-



## SINGLE-GAME HIGHS

**Points**  
Season 10 vs. Radford (11/20/18)  
Career 11 vs. Shenandoah (11/21/17)

**Field Goals Made**  
Season 3 vs. Radford (11/20/18)  
Career 4 vs. Shenandoah (11/21/17)

**Field Goal Attempts**  
Season 9 vs. Radford (11/20/18)  
Career 9 (2x) last vs. Radford (11/20/18)

**3-Point Field Goals Made**  
Season 2 vs. Radford (11/20/18)  
Career 3 (2x) last vs. Milligan (12/17/17)

**3-Point Field Goal Attempts**  
Season 7 vs. Radford (11/20/18)  
Career 7 (2x) last vs. Radford (11/20/18)

**Free Throws Made**  
Season 2 vs. Radford (11/20/18)  
Career 2 (2x) last vs. Radford (11/20/18)

**Free Throw Attempts**  
Season 2 (2x) last vs. Radford (11/20/18)  
Career 2 (4x) last vs. Radford (11/20/18)

**Rebounds**  
Season 3 vs. High Point (11/7/18)  
Career 3 (3x) last vs. High Point (11/7/18)

**Assists**  
Season 1 (3x) last at Notre Dame (11/17/18)  
Career 2 (2x) last at Ohio State (12/9/17)

**Steals**  
Season 1 (2x) last vs. Radford (11/20/18)  
Career 2 vs. Delaware (2/10/18)

**Blocked Shots**  
Season 1 (2x) last at Duquesne (11/10/18)  
Career 2 vs. Delaware (2/10/18)

**Minutes**  
Season 25 vs. Radford (11/20/18)  
Career 25 vs. Radford (11/20/18)

0

## JIHAR WILLIAMS

So. - G - 6-5 - 200 - Baltimore, Md./Friends School of Baltimore



## WILLIAMS' 2018-19 GAME-BY-GAME STATISTICS

Date	Opponent	Min	FG-A	Pct	3FG-A	Pct	FT-A	Pct	O-D	Tot	PF	A	TO	B	S	Pts
N7	• High Point	11	0-2	.000	0-1	.000	1-2	.500	0-3	3	2	1	2	1	0	1
N10	• at Duquesne	14	0-2	.000	0-2	.000	0-0	.000	0-1	1	0	1	0	1	0	0
N15	at UIC	1	0-0	.000	0-0	.000	0-0	.000	0-0	0	0	0	0	0	0	0
N17	at Notre Dame	13	1-5	.200	1-2	.500	0-0	.000	0-0	0	2	1	0	0	1	3
N20	Radford	25	3-9	.333	2-7	.286	2-2	1.000	0-0	0	0	0	0	0	1	10
N24	Saint Joseph's	3	0-0	.000	0-0	.000	0-0	.000	0-0	0	0	0	0	0	0	0
N28	at Marshall															
D1	George Mason															
D5	at Old Dominion															
D8	at Hampton															
D16	William Peace															
D22	at Virginia															
D28	James Madison															
D30	Towson															
J3	at Delaware															
J5	at Drexel															
J10	Hofstra															
J12	Northeastern															
J19	Elon															
J24	at UNCW															
J26	at Charleston															
J31	Drexel															
F2	Delaware															
F7	at Northeastern															
F9	at Hofstra															
F16	at Elon															
F21	Charleston															
F23	UNCW															

## WILLIAMS' CAREER STATISTICS

Year	GP	GS	Min	Avg	FG	FGA	Pct	3PM	3PA	Pct	FT	FTA	Pct	Off	Def	Tot	Avg	PF	FO	Ast	TO	Blk	Stl	Pts	Avg
2017-18	15	0	110	7.3	10	41	.244	8	31	.258	3	7	.429	0	9	9	0.6	8	0	6	2	5	6	31	2.1
2018-19	6	2	66	11.0	4	18	.222	3	12	.250	3	4	.750	0	4	4	0.7	4	0	3	2	2	2	14	2.3
CAREER	21	2	176	8.4	14	59	.237	11	43	.256	6	11	.545	0	13	13	0.6	12	0	9	4	7	8	45	2.1

## WILLIAMS' CAREER CAA STATISTICS

Year	GP	GS	Min	Avg	FG	FGA	Pct	3PM	3PA	Pct	FT	FTA	Pct	Off	Def	Tot	Avg	PF	FO	Ast	TO	Blk	Stl	Pts	Avg
2017-18	6	0	30	5.0	0	10	.000	0	6	.000	3	6	.500	0	1	1	0.2	1	0	2	0	2	3	3	0.5
2018-19	0	0	0	0.0	0	0	.000	0	0	.000	0	0	.000	0	0	0	0.0	0	0	0	0	0	0	0	0.0
CAREER	6	0	30	5.0	0	10	.000	0	6	.000	3	6	.500	0	1	1	0.2	1	0	2	0	2	3	3	0.5

## SINGLE-GAME HIGHS

**Points**  
Season 9 vs. Saint Joseph's (11/24/18)  
Career 9 vs. Saint Joseph's (11/24/18)

**Field Goals Made**  
Season 3 vs. Saint Joseph's (11/24/18)  
Career 3 vs. Saint Joseph's (11/24/18)

**Field Goal Attempts**  
Season 4 vs. Saint Joseph's (11/24/18)  
Career 4 vs. Saint Joseph's (11/24/18)

**3-Point Field Goals Made**  
Season 2 (2x) last vs. Saint Joseph's (11/24/18)  
Career 2 (2x) last vs. Saint Joseph's (11/24/18)

**3-Point Field Goal Attempts**  
Season 3 vs. Saint Joseph's (11/24/18)  
Career 3 vs. Saint Joseph's (11/24/18)

**Free Throws Made**  
Season 1 (2x) last vs. Saint Joseph's (11/24/18)  
Career 1 (2x) last vs. Saint Joseph's (11/24/18)

**Free Throw Attempts**  
Season 2 vs. Saint Joseph's (11/24/18)  
Career 2 vs. Saint Joseph's (11/24/18)

**Rebounds**  
Season 2 (3x) last vs. Saint Joseph's (11/24/18)  
Career 2 (3x) last vs. Saint Joseph's (11/24/18)

**Assists**  
Season 8 vs. Radford (11/20/18)  
Career 8 vs. Radford (11/20/18)

**Steals**  
Season 2 at UIC (11/15/18)  
Career 2 at UIC (11/15/18)

**Blocked Shots**  
Season 1 at UIC (11/15/18)  
Career 1 at UIC (11/15/18)

**Minutes**  
Season 27 (2x) last vs. Saint Joseph's (11/24/18)  
Career 27 (2x) last vs. Saint Joseph's (11/24/18)

1

## THORNTON SCOTT

Fr. - G - 6-5 - 182 - Glen Cove, N.Y./Holy Trinity/Vermont Academy



## SCOTT'S 2018-19 GAME-BY-GAME STATISTICS

Date	Opponent	Min	FG-A	Pct	3FG-A	Pct	FT-A	Pct	O-D	Tot	PF	A	TO	B	S	Pts
N7	High Point	15	0-1	.000	0-1	.000	0-0	.000	0-1	1	0	3	2	0	0	0
N10	at Duquesne	19	1-5	.200	1-2	.500	0-0	.000	0-1	1	1	1	1	0	0	3
N15	at UIC	14	2-3	.667	2-2	1.000	0-0	.000	0-1	1	0	1	2	1	2	6
N17	at Notre Dame	22	0-1	.000	0-1	.000	0-0	.000	0-2	2	3	1	5	0	1	0
N20	Radford	27	1-3	.333	0-1	.000	1-1	1.000	0-2	2	0	8	3	0	0	3
N24	Saint Joseph's	27	3-4	.750	2-3	.667	1-2	.500	0-2	2	2	4	2	1	1	9
N28	at Marshall															
D1	George Mason															
D5	at Old Dominion															
D8	at Hampton															
D16	William Peace															
D22	at Virginia															
D28	James Madison															
D30	Towson															
J3	at Delaware															
J5	at Drexel															
J10	Hofstra															
J12	Northeastern															
J19	Elon															
J24	at UNCW															
J26	at Charleston															
J31	Drexel															
F2	Delaware															
F7	at Northeastern															
F9	at Hofstra															
F16	at Elon															
F21	Charleston															
F23	UNCW															

## SCOTT'S CAREER STATISTICS

Year	GP	GS	Min	Avg	FG	FGA	Pct	3PM	3PA	Pct	FT	FTA	Pct	Off	Def	Tot	Avg	PF	FO	Ast	TO	Blk	Stl	Pts	Avg
2018-19	6	0	124	20.7	7	17	.412	5	10	.500	2	3	.667	0	9	9	1.5	6	0	18	15	2	4	21	3.5
CAREER	6	0	124	20.7	7	17	.412	5	10	.500	2	3	.667	0	9	9	1.5	6	0	18	15	2	4	21	3.5

## SCOTT'S CAREER CAA STATISTICS

Year	GP	GS	Min	Avg	FG	FGA	Pct	3PM	3PA	Pct	FT	FTA	Pct	Off	Def	Tot	Avg	PF	FO	Ast	TO	Blk	Stl	Pts	Avg
2018-19	0	0	0	0.0	0	0	.000	0	0	.000	0	0	.000	0	0	0	0.0	0	0	0	0	0	0	0	0.0
CAREER	0	0	0	0.0	0	0	.000	0	0	.000	0	0	.000	0	0	0	0.0	0	0	0	0	0	0	0	0.0





# MATT MILON

(Mih-lawn (like the Italian city))  
RJr. - G - 6-5 - 209 - Oviedo, Fla./Oviedo/Boston College

2

## MILON'S 2018-19 GAME-BY-GAME STATISTICS

Date	Opponent	Min	FG-A	Pct	3FG-A	Pct	FTA	Pct	O-D	Tot	PF	A	TO	B	S	Pts
N7	• High Point	30	6-9	.667	4-7	.571	3-3	1.000	1-3	4	2	2	1	0	0	19
N10	• at Duquesne	30	1-7	.143	0-4	.000	2-4	.500	0-2	2	2	2	4	0	0	4
N15	• at UIC	41	11-19	.579	8-15	.533	0-0	.000	1-2	3	1	3	2	0	0	30
N17	• at Notre Dame	31	3-7	.429	2-6	.333	3-3	1.000	0-5	5	1	3	1	0	0	11
N20	Radford															
N24	• Saint Joseph's	16	1-5	.200	1-4	.250	0-0	.000	0-0	0	0	1	3	0	0	3
N28	at Marshall															
D1	George Mason															
D5	at Old Dominion															
D8	at Hampton															
D16	William Peace															
D22	at Virginia															
D28	James Madison															
D30	Towson															
J3	at Delaware															
J5	at Drexel															
J10	Hofstra															
J12	Northeastern															
J19	Elon															
J24	at UNCW															
J26	at Charleston															
J31	Drexel															
F2	Delaware															
F7	at Northeastern															
F9	at Hofstra															
F16	at Elon															
F21	Charleston															
F23	UNCW															

## MILON'S CAREER STATISTICS

Year	GP	GS	Min	Avg	FG	FGA	Pct	3PM	3PA	Pct	FT	FTA	Pct	Off	Def	Tot	Avg	PF	FO	Ast	TO	Blk	Stl	Pts	Avg
2015-16	30	3	499	16.6	55	119	.462	39	79	.494	14	14	1.000	10	31	41	1.4	32	0	16	26	2	8	163	5.4
2016-17																									
2017-18	31	29	941	30.4	134	276	.486	77	180	.428	58	63	.921	11	73	84	2.7	52	0	35	35	5	19	403	13.0
2018-19	5	5	148	29.6	22	47	.468	15	36	.417	8	10	.800	2	12	14	2.8	6	0	11	11	0	0	67	13.4
CAREER	66	37	1588	24.1	211	442	.477	131	295	.444	80	87	.920	23	116	139	2.1	90	0	62	72	7	27	633	9.6

## MILON'S CAREER CAA STATISTICS

Year	GP	GS	Min	Avg	FG	FGA	Pct	3PM	3PA	Pct	FT	FTA	Pct	Off	Def	Tot	Avg	PF	FO	Ast	TO	Blk	Stl	Pts	Avg
2017-18	18	17	562	31.2	76	170	.447	38	105	.362	39	43	.907	8	45	53	2.9	35	0	26	23	2	11	229	12.7
2018-19	0	0	0	0.0	0	0	.000	0	0	.000	0	0	.000	0	0	0	0.0	0	0	0	0	0	0	0.0	
CAREER	17	17	528	31.1	71	160	.444	35	98	.357	32	36	.889	8	42	50	2.9	33	0	26	23	2	10	209	12.3

## SINGLE-GAME HIGHS

Points	
Season	30 at UIC (11/15/18)
Career	30 at UIC (11/15/18)

Field Goals	
Season	11 at UIC (11/15/18)
Career	11 at UIC (11/15/18)

Field Goal Attempts	
Season	19 at UIC (11/15/18)
Career	19 at UIC (11/15/18)

3-Point Field Goals	
Season	8 at UIC (11/15/18)
Career	8 at UIC (11/15/18)

3-Point Field Goal Attempts	
Season	15 at UIC (11/15/18)
Career	15 at UIC (11/15/18)

Free Throws	
Season	3 (2x) last at Notre Dame (11/17/18)
Career	7 vs. Charleston (2/24/18)

Free Throw Attempts	
Season	4 at Duquesne (11/10/18)
Career	7 (2x) last vs. Charleston (2/24/18)

Rebounds	
Season	5 at Notre Dame (11/17/18)
Career	12 at James Madison (1/2/18)

Assists	
Season	3 (2x) last at Notre Dame (11/17/18)
Career	4 vs. Elon (2/1/18)

Steals	
Season	
Career	2 (4x) last at Elon (1/20/18)

Blocked Shots	
Season	
Career	1 (6x) last vs. UNCW (2/22/18)

Minutes	
Season	41 at UIC (11/15/18)
Career	42 vs. James Madison (11/11/18)



# MIODRAG DRONJAK

(ME-O-DRAG DRAWN-YAK)  
Jr. - G - 6-2 - 180 - Kladovo, Serbia/Virginia Beach Friends Schools/Richard Bland

4

## DRONJAK'S 2018-19 GAME-BY-GAME STATISTICS

Date	Opponent	Min	FG-A	Pct	3FG-A	Pct	FTA	Pct	O-D	Tot	PF	A	TO	B	S	Pts
N7	High Point															
N10	at Duquesne															
N15	at UIC															
N17	at Notre Dame															
N20	Radford															
N24	Saint Joseph's															
N28	at Marshall															
D1	George Mason															
D5	at Old Dominion															
D8	at Hampton															
D16	William Peace															
D22	at Virginia															
D28	James Madison															
D30	Towson															
J3	at Delaware															
J5	at Drexel															
J10	Hofstra															
J12	Northeastern															
J19	Elon															
J24	at UNCW															
J26	at Charleston															
J31	Drexel															
F2	Delaware															
F7	at Northeastern															
F9	at Hofstra															
F16	at Elon															
F21	Charleston															
F23	UNCW															

## DRONJAK'S CAREER STATISTICS

Year	GP	GS	Min	Avg	FG	FGA	Pct	3PM	3PA	Pct	FT	FTA	Pct	Off	Def	Tot	Avg	PF	FO	Ast	TO	Blk	Stl	Pts	Avg
2018-19	0	0	0	0.0	0	0	.000	0	0	.000	0	0	.000	0	0	0	0.0	0	0	0	0	0	0	0.0	
CAREER	0	0	0	0.0	0	0	.000	0	0	.000	0	0	.000	0	0	0	0.0	0	0	0	0	0	0	0.0	

## DRONJAK'S CAREER CAA STATISTICS

Year	GP	GS	Min	Avg	FG	FGA	Pct	3PM	3PA	Pct	FT	FTA	Pct	Off	Def	Tot	Avg	PF	FO	Ast	TO	Blk	Stl	Pts	Avg
2018-19	0	0	0	0.0	0	0	.000	0	0	.000	0	0	.000	0	0	0	0.0	0	0	0	0	0	0	0.0	
CAREER	0	0	0	0.0	0	0	.000	0	0	.000	0	0	.000	0	0	0	0.0	0	0	0	0	0	0	0.0	

## SINGLE-GAME HIGHS

Points	
Season	
Career	

Field Goals Made	
Season	
Career	

Field Goal Attempts	
Season	
Career	

3-Point Field Goals Made	
Season	
Career	

3-Point Field Goal Attempts	
Season	
Career	

Free Throws Made	
Season	
Career	

Free Throw Attempts	
Season	
Career	

Rebounds	
Season	
Career	

Assists	
Season	
Career	

Steals	
Season	
Career	

Blocked Shots	
Season	
Career	

Minutes	
Season	
Career	



## SINGLE-GAME HIGHS

**Points**  
Season 14 vs. High Point (11/7/18)  
Career 14 vs. High Point (11/7/18)

**Field Goals Made**  
Season 5 (2x) last vs. Saint Joseph's (11/24/18)  
Career 5 (2x) last vs. Saint Joseph's (11/24/18)

**Field Goal Attempts**  
Season 9 (3x) last vs. Radford (11/20/18)  
Career 9 (3x) last vs. Radford (11/20/18)

**3-Point Field Goals Made**  
Season 3 at Notre Dame (11/17/18)  
Career 3 at Notre Dame (11/17/18)

**3-Point Field Goal Attempts**  
Season 5 vs. High Point (11/7/18)  
Career 5 vs. High Point (11/7/18)

**Free Throws Made**  
Season 7 at UIC (11/15/18)  
Career 7 at UIC (11/15/18)

**Free Throw Attempts**  
Season 7 at UIC (11/15/18)  
Career 7 at UIC (11/15/18)

**Rebounds**  
Season 5 vs. Radford (11/20/18)  
Career 5 vs. Radford (11/20/18)

**Assists**  
Season 4 vs. Radford (11/20/18)  
Career 4 vs. Radford (11/20/18)

**Steals**  
Season 1 (2x) last vs. Saint Joseph's (11/24/18)  
Career 1 (2x) last vs. Saint Joseph's (11/24/18)

**Blocked Shots**  
Season 1 vs. Radford (11/20/18)  
Career 1 vs. Radford (11/20/18)

**Minutes**  
Season 34 vs. Radford (11/20/18)  
Career 34 vs. Radford (11/20/18)

11

L.J. OWENS

Fr. - G - 6-3 - 165 - Annapolis, Md./Severn School



## OWENS' 2018-19 GAME-BY-GAME STATISTICS

Date	Opponent	Min	FG-A	Pct	3FG-A	Pct	FT-A	Pct	O-D	Tot	PF	A	TO	B	S	Pts
N7	High Point	25	5-9	.556	2-5	.400	2-3	.667	0-1	1	2	0	1	0	0	14
N10	at Duquesne	19	3-4	.750	1-2	.500	1-1	1.000	1-2	3	2	1	3	0	0	8
N15	• at UIC	33	2-9	.222	1-4	.250	7-7	1.000	0-0	0	3	2	2	0	0	12
N17	• at Notre Dame	33	4-6	.667	3-4	.750	0-0	.000	0-4	4	2	1	2	0	1	11
N20	• Radford	34	3-9	.333	1-4	.250	1-2	.500	2-3	5	4	4	2	1	0	8
N24	• Saint Joseph's	30	5-7	.714	2-3	.667	0-0	.000	0-1	1	1	3	1	0	1	12
N28	at Marshall															
D1	George Mason															
D5	at Old Dominion															
D8	at Hampton															
D16	William Peace															
D22	at Virginia															
D28	James Madison															
D30	Towson															
J3	at Delaware															
J5	at Drexel															
J10	Hofstra															
J12	Northeastern															
J19	Elon															
J24	at UNCW															
J26	at Charleston															
J31	Drexel															
F2	Delaware															
F7	at Northeastern															
F9	at Hofstra															
F16	at Elon															
F21	Charleston															
F23	UNCW															

## OWENS' CAREER STATISTICS

Year	GP	GS	Min	Avg	FG	FGA	Pct	3PM	3PA	Pct	FT	FTA	Pct	Off	Def	Tot	Avg	PF	FO	Ast	TO	Blk	Stl	Pts	Avg
2018-19	6	4	174	29.0	22	44	.500	10	22	.455	11	13	.846	3	11	14	2.3	14	0	11	11	1	2	65	10.8
CAREER	6	4	174	29.0	22	44	.500	10	22	.455	11	13	.846	3	11	14	2.3	14	0	11	11	1	2	65	10.8

## OWENS' CAREER CAA STATISTICS

Year	GP	GS	Min	Avg	FG	FGA	Pct	3PM	3PA	Pct	FT	FTA	Pct	Off	Def	Tot	Avg	PF	FO	Ast	TO	Blk	Stl	Pts	Avg
2018-19	0	0	0	0.0	0	0	.000	0	0	.000	0	0	.000	0	0	0	0.0	0	0	0	0	0	0	0	0.0
CAREER	0	0	0	0.0	0	0	.000	0	0	.000	0	0	.000	0	0	0	0.0	0	0	0	0	0	0	0	0.0

## SINGLE-GAME HIGHS

**Points**  
Season 7 vs. High Point (11/7/18)  
Career 13 vs. Milligan (12/17/17)

**Field Goals Made**  
Season 3 (3x) last at Notre Dame (11/17/18)  
Career 4 vs. Shenandoah (11/21/17)

**Field Goal Attempts**  
Season 7 at UIC (11/15/18)  
Career 7 at UIC (11/15/18)

**3-Point Field Goals Made**  
Season 1 vs. High Point (11/7/18)  
Career 1 (2x) last vs. Milligan (12/17/17)

**3-Point Field Goal Attempts**  
Season 2 (2x) last at UIC (11/15/18)  
Career 2 (2x) last at UIC (11/15/18)

**Free Throws Made**  
Season 1 at Duquesne (11/10/18)  
Career 6 vs. Milligan (12/17/17)

**Free Throw Attempts**  
Season 4 at Duquesne (11/10/18)  
Career 6 vs. Milligan (12/17/17)

**Rebounds**  
Season 2 (2x) last vs. Radford (11/20/18)  
Career 5 vs. Milligan (12/17/17)

**Assists**  
Season 2 (3x) last vs. Saint Joseph's (11/24/18)  
Career 5 vs. Milligan (12/17/17)

**Steals**  
Season 1 (4x) last vs. Radford (11/20/18)  
Career 1 (6x) last vs. Radford (11/20/18)

**Blocked Shots**  
Season 1 vs. Milligan (12/17/17)  
Career 1 vs. Milligan (12/17/17)

**Minutes**  
Season 28 at UIC (11/15/18)  
Career 28 at UIC (11/15/18)

12

LUKE LOEWE (Loe-wee)

So. - G - 6-4 - 190 - Fond du Lac, Wis./Fond du Lac



## LOEWE'S 2018-19 GAME-BY-GAME STATISTICS

Date	Opponent	Min	FG-A	Pct	3FG-A	Pct	FT-A	Pct	O-D	Tot	PF	A	TO	B	S	Pts
N7	• High Point	25	3-5	.600	1-2	.500	0-0	.000	0-0	0	1	1	1	0	1	7
N10	• at Duquesne	14	0-2	.000	0-0	.000	1-4	.250	1-1	2	0	2	1	0	0	1
N15	• at UIC	28	3-7	.429	0-2	.000	0-1	.000	0-1	1	2	0	0	0	1	6
N17	• at Notre Dame	18	3-4	.750	0-1	.000	0-0	.000	0-1	1	0	0	3	0	1	6
N20	• Radford	13	1-2	.500	0-1	.000	0-0	.000	0-2	2	3	2	2	0	1	2
N24	• Saint Joseph's	13	0-1	.000	0-1	.000	0-0	.000	0-1	1	1	2	1	0	0	0
N28	at Marshall															
D1	George Mason															
D5	at Old Dominion															
D8	at Hampton															
D16	William Peace															
D22	at Virginia															
D28	James Madison															
D30	Towson															
J3	at Delaware															
J5	at Drexel															
J10	Hofstra															
J12	Northeastern															
J19	Elon															
J24	at UNCW															
J26	at Charleston															
J31	Drexel															
F2	Delaware															
F7	at Northeastern															
F9	at Hofstra															
F16	at Elon															
F21	Charleston															
F23	UNCW															

## LOEWE'S CAREER STATISTICS

Year	GP	GS	Min	Avg	FG	FGA	Pct	3PM	3PA	Pct	FT	FTA	Pct	Off	Def	Tot	Avg	PF	FO	Ast	TO	Blk	Stl	Pts	Avg
2017-18	27	0	141	5.2	10	23	.435	2	7	.286	9	14	.643	6	8	14	0.5	17	0	14	9	1	2	31	1.1
2018-19	6	6	111	18.5	10	21	.476	1	7	.143	1	5	.200	1	6	7	1.2	7	0	7	8	0	4	22	3.7
CAREER	33	6	252	7.6	20	44	.455	3	14	.214	10	19	.526	7	14	21	0.6	24	0	21	17	1	6	53	1.6

## LOEWE'S CAREER CAA STATISTICS

Year	GP	GS	Min	Avg	FG	FGA	Pct	3PM	3PA	Pct	FT	FTA	Pct	Off	Def	Tot	Avg	PF	FO	Ast	TO	Blk	Stl	Pts	Avg
2017-18	16	0	60	3.8	2	7	.286	0	3	.000	2	4	.500	3	2	5	0.3	9	0	5	3	0	0	6	0.4
2018-19	0	0	0	0.0	0	0	.000	0	0	.000	0	0	.000	0	0	0	0.0	0	0	0	0	0	0	0	0.0
CAREER	16	0	60	3.8	2	7	.286	0	3	.000	2	4	.500	3	2	5	0.3	9	0	5	3	0	0	6	0.4



# NATHAN KNIGHT

Jr. - F/C - 6-10 - 245 - Syracuse, N.Y./ Nottingham/Kimball Union Academy

13

## KNIGHT'S 2018-19 GAME-BY-GAME STATISTICS

Date	Opponent	Min	FG-A	Pct	3FG-A	Pct	FT-A	Pct	O-D	Tot	PF	A	TO	B	S	Pts
N7	• High Point	28	4-10	.400	0-1	.000	3-4	.750	2-4	6	3	4	3	3	1	11
N10	• at Duquesne	36	10-16	.625	2-3	.667	4-5	.800	6-5	11	3	4	1	2	0	26
N15	• at UIC	14	4-5	.800	0-0	.000	0-0	.000	0-2	2	5	0	3	0	0	8
N17	• at Notre Dame	33	5-10	.500	0-2	.000	8-10	.800	1-6	7	2	6	2	0	0	18
N20	• Radford	36	13-20	.650	0-1	.000	6-6	1.000	2-7	9	2	1	3	0	0	32
N24	• Saint Joseph's	21	8-12	.667	0-0	.000	5-5	1.000	0-4	4	4	2	2	0	0	21
N28	at Marshall															
D1	George Mason															
D5	at Old Dominion															
D8	at Hampton															
D16	William Peace															
D22	at Virginia															
D28	James Madison															
D30	Towson															
J3	at Delaware															
J5	at Drexel															
J10	Hofstra															
J12	Northeastern															
J19	Elon															
J24	at UNCW															
J26	at Charleston															
J31	Drexel															
F2	Delaware															
F7	at Northeastern															
F9	at Hofstra															
F16	at Elon															
F21	Charleston															
F23	UNCW															

## KNIGHT'S CAREER STATISTICS

Year	GP	GS	Min	Avg	FG	FGA	Pct	3PM	3PA	Pct	FT	FTA	Pct	Off	Def	Tot	Avg	PF	FO	Ast	TO	Blk	Stl	Pts	Avg
2016-17	31	5	534	17.2	96	166	.578	2	12	.167	60	101	.594	42	93	135	4.4	87	3	33	32	41	12	254	8.2
2017-18	31	30	890	28.7	206	358	.575	11	36	.306	150	195	.769	58	168	226	7.3	103	7	69	83	61	18	573	18.5
2018-19	6	6	168	28.0	44	73	.603	2	7	.286	26	30	.867	11	28	39	6.5	19	1	17	14	5	1	116	19.3
CAREER	68	41	1592	23.4	346	597	.580	15	55	.273	236	326	.724	111	289	400	5.9	209	11	119	129	107	31	943	13.9

## KNIGHT'S CAREER CAA STATISTICS

Year	GP	GS	Min	Avg	FG	FGA	Pct	3PM	3PA	Pct	FT	FTA	Pct	Off	Def	Tot	Avg	PF	FO	Ast	TO	Blk	Stl	Pts	Avg
2016-17	18	4	301	16.7	56	92	.609	2	5	.400	38	59	.644	21	52	73	4.1	60	3	20	16	22	7	152	8.4
2017-18	18	17	519	28.8	119	196	.607	7	21	.333	75	102	.735	26	101	127	7.1	64	4	41	46	30	8	320	17.8
2018-19	0	0	0	0.0	0	0	.000	0	0	.000	0	0	.000	0	0	0	0.0	0	0	0	0	0	0	0	0.0
CAREER	36	21	820	22.8	175	288	.608	9	26	.346	113	161	.702	47	153	200	5.6	124	7	61	62	52	15	472	13.1



# CHASE AUDIGE

Fr. - G - 6-4 - 193 - Coram, N.Y./The Hill School (Pa.)

15

## AUDIGE'S 2018-19 GAME-BY-GAME STATISTICS

Date	Opponent	Min	FG-A	Pct	3FG-A	Pct	FT-A	Pct	O-D	Tot	PF	A	TO	B	S	Pts
N7	High Point	15	0-1	.000	0-1	.000	0-0	.000	0-0	0	4	0	0	0	0	0
N10	at Duquesne	24	4-6	.667	1-2	.500	0-2	.000	0-3	3	2	0	1	0	2	9
N15	at UIC	17	1-5	.200	1-3	.333	0-0	.000	0-0	0	3	2	1	0	0	3
N17	at Notre Dame	27	3-7	.429	2-5	.400	0-0	.000	1-3	4	4	3	1	0	1	8
N20	• Radford	39	5-9	.556	1-3	.333	3-4	.750	2-1	3	4	1	2	0	1	14
N24	Saint Joseph's	31	7-10	.700	5-7	.714	1-2	.500	1-3	4	4	2	1	2	3	20
N28	at Marshall															
D1	George Mason															
D5	at Old Dominion															
D8	at Hampton															
D16	William Peace															
D22	at Virginia															
D28	James Madison															
D30	Towson															
J3	at Delaware															
J5	at Drexel															
J10	Hofstra															
J12	Northeastern															
J19	Elon															
J24	at UNCW															
J26	at Charleston															
J31	Drexel															
F2	Delaware															
F7	at Northeastern															
F9	at Hofstra															
F16	at Elon															
F21	Charleston															
F23	UNCW															

## AUDIGE'S CAREER STATISTICS

Year	GP	GS	Min	Avg	FG	FGA	Pct	3PM	3PA	Pct	FT	FTA	Pct	Off	Def	Tot	Avg	PF	FO	Ast	TO	Blk	Stl	Pts	Avg
2018-19	6	1	153	25.5	20	38	.526	10	21	.476	4	8	.500	4	10	14	2.3	21	0	8	6	2	7	54	9.0
CAREER	6	1	153	25.5	20	38	.526	10	21	.476	4	8	.500	4	10	14	2.3	21	0	8	6	2	7	54	9.0

## AUDIGE'S CAREER CAA STATISTICS

Year	GP	GS	Min	Avg	FG	FGA	Pct	3PM	3PA	Pct	FT	FTA	Pct	Off	Def	Tot	Avg	PF	FO	Ast	TO	Blk	Stl	Pts	Avg
2018-19	0	0	0	0.0	0	0	.000	0	0	.000	0	0	.000	0	0	0	0.0	0	0	0	0	0	0	0	0.0
CAREER	0	0	0	0.0	0	0	.000	0	0	.000	0	0	.000	0	0	0	0.0	0	0	0	0	0	0	0	0.0

## SINGLE-GAME HIGHS

Points	
Season	32 vs. Radford (11/20/18)
Career	32 vs. Radford (11/20/18)

Field Goals Made	
Season	13 vs. Radford (11/20/18)
Career	13 (5x) last vs. Radford (11/20/18)

Field Goal Attempts	
Season	20 vs. Radford (11/20/18)
Career	22 vs. Marshall (11/29/17)

3-Point Field Goals Made	
Season	2 at Duquesne (11/10/18)
Career	2 at Duquesne (11/10/18)

3-Point Field Goal Attempts	
Season	3 at Duquesne (11/10/18)
Career	3 at Duquesne (11/10/18)

Free Throws Made	
Season	8 at Notre Dame (11/17/18)
Career	18 vs. Hampton (11/15/17)

Free Throw Attempts	
Season	10 at Notre Dame (11/17/18)
Career	22 vs. Hampton (11/15/17)

Rebounds	
Season	11 at Duquesne (11/10/18)
Career	14 vs. Hampton (11/15/17)

Assists	
Season	6 at Notre Dame (11/17/18)
Career	6 (3x) last at Notre Dame (11/17/18)

Steals	
Season	1 vs. High Point (11/7/18)
Career	3 vs. Old Dominion (11/25/17)

Blocked Shots	
Season	3 vs. High Point (11/7/18)
Career	8 vs. Hofstra (12/30/17)

Minutes	
Season	36 (2x) last vs. Radford (11/20/18)
Career	36 (4x) last vs. Radford (11/20/18)

## SINGLE-GAME HIGHS

Points	
Season	20 vs. Saint Joseph's (11/24/18)
Career	20 vs. Saint Joseph's (11/24/18)

Field Goals Made	
Season	7 vs. Saint Joseph's (11/24/18)
Career	7 vs. Saint Joseph's (11/24/18)

Field Goal Attempts	
Season	10 vs. Saint Joseph's (11/24/18)
Career	10 vs. Saint Joseph's (11/24/18)

3-Point Field Goals Made	
Season	5 vs. Saint Joseph's (11/24/18)
Career	5 vs. Saint Joseph's (11/24/18)

3-Point Field Goal Attempts	
Season	7 vs. Saint Joseph's (11/24/18)
Career	7 vs. Saint Joseph's (11/24/18)

Free Throws Made	
Season	3 vs. Radford (11/20/18)
Career	3 vs. Radford (11/20/18)

Free Throw Attempts	
Season	4 vs. Radford (11/20/18)
Career	4 vs. Radford (11/20/18)

Rebounds	
Season	4 (2x) last vs. Saint Joseph's (11/24/18)
Career	4 (2x) last vs. Saint Joseph's (11/24/18)

Assists	
Season	3 at Notre Dame (11/17/18)
Career	3 at Notre Dame (11/17/18)

Steals	
Season	3 vs. Saint Joseph's (11/24/18)
Career	3 vs. Saint Joseph's (11/24/18)

Blocked Shots	
Season	2 vs. Saint Joseph's (11/24/18)
Career	2 vs. Saint Joseph's (11/24/18)

Minutes	
Season	39 vs. Radford (11/20/18)
Career	39 vs. Radford (11/20/18)





## SINGLE-GAME HIGHS

**Points**  
Season 7 at Notre Dame (11/17/18)  
Career 7 at Notre Dame (11/17/18)

**Field Goals Made**  
Season 3 at Notre Dame (11/17/18)  
Career 3 at Notre Dame (11/17/18)

**Field Goal Attempts**  
Season 8 at Notre Dame (11/17/18)  
Career 8 at Notre Dame (11/17/18)

**3-Point Field Goals Made**  
Season 1 (2x) last vs. Radford (11/20/18)  
Career 1 (2x) last vs. Radford (11/20/18)

**3-Point Field Goal Attempts**  
Season 5 at Notre Dame (11/17/18)  
Career 5 at Notre Dame (11/17/18)

**Free Throws Made**  
Season 3 at UIC (11/15/18)  
Career 3 at UIC (11/15/18)

**Free Throw Attempts**  
Season 4 at UIC (11/15/18)  
Career 4 at UIC (11/15/18)

**Rebounds**  
Season 7 at UIC (11/15/18)  
Career 7 at UIC (11/15/18)

**Assists**  
Season 2 (3x) last vs. Saint Joseph's (11/24/18)  
Career 2 (3x) last vs. Saint Joseph's (11/24/18)

**Steals**  
Season 1 at UIC (11/15/18)  
Career 1 at UIC (11/15/18)

**Blocked Shots**  
Season 1 at UIC (11/15/18)  
Career 1 at UIC (11/15/18)

**Minutes**  
Season 22 vs. Radford (11/20/18)  
Career 22 vs. Radford (11/20/18)

21

## QUINN BLAIR

Fr. - F - 6-6 - 221 - Livonia, Mich./Dearborn Divine Child



## BLAIR'S 2018-19 GAME-BY-GAME STATISTICS

Date	Opponent	Min	FG-A	Pct	3FG-A	Pct	FT-A	Pct	O-D	Tot	PF	A	TO	B	S	Pts
N7	High Point	4	0-1	.000	0-1	.000	0-0	.000	0-0	0	0	1	0	0	0	0
N10	at Duquesne	7	0-1	.000	0-0	.000	0-0	.000	0-1	1	0	0	1	0	0	0
N15	at UIC	19	0-2	.000	0-1	.000	3-4	.750	3-4	7	2	2	0	1	1	3
N17	• at Notre Dame	17	3-8	.375	1-5	.200	0-0	.000	0-2	2	4	0	0	0	0	7
N20	• Radford	22	1-4	.250	1-3	.333	0-0	.000	1-1	2	1	2	1	0	0	3
N24	Saint Joseph's	5	0-0	.000	0-0	.000	0-0	.000	0-2	2	0	2	1	0	0	0
N28	at Marshall															
D1	George Mason															
D5	at Old Dominion															
D8	at Hampton															
D16	William Peace															
D22	at Virginia															
D28	James Madison															
D30	Towson															
J3	at Delaware															
J5	at Drexel															
J10	Hofstra															
J12	Northeastern															
J19	Elon															
J24	at UNCW															
J26	at Charleston															
J31	Drexel															
F2	Delaware															
F7	at Northeastern															
F9	at Hofstra															
F16	at Elon															
F21	Charleston															
F23	UNCW															

## BLAIR'S CAREER STATISTICS

Year	GP	GS	Min	Avg	FG	FGA	Pct	3PM	3PA	Pct	FT	FTA	Pct	Off	Def	Tot	Avg	PF	FO	Ast	TO	Blk	Stl	Pts	Avg
2018-19	6	2	73	12.2	4	16	.250	2	10	.200	3	4	.750	4	10	14	2.3	7	0	7	3	1	1	13	2.2
CAREER	6	2	73	12.2	4	16	.250	2	10	.200	3	4	.750	4	10	14	2.3	7	0	7	3	1	1	13	2.2

## BLAIR'S CAREER CAA STATISTICS

Year	GP	GS	Min	Avg	FG	FGA	Pct	3PM	3PA	Pct	FT	FTA	Pct	Off	Def	Tot	Avg	PF	FO	Ast	TO	Blk	Stl	Pts	Avg
2018-19	0	0	0	0.0	0	0	.000	0	0	.000	0	0	.000	0	0	0	0.0	0	0	0	0	0	0	0	0.0
CAREER	0	0	0	0.0	0	0	.000	0	0	.000	0	0	.000	0	0	0	0.0	0	0	0	0	0	0	0	0.0

## SINGLE-GAME HIGHS

**Points**  
Season 2 vs. Saint Joseph's (11/24/18)  
Career 16 vs. Elon (2/1/18)

**Field Goals Made**  
Season 1 vs. Saint Joseph's (11/24/18)  
Career 6 vs. Elon (2/1/18)

**Field Goal Attempts**  
Season 3 vs. Saint Joseph's (11/24/18)  
Career 11 vs. Charleston (3/5/18)

**3-Point Field Goals Made**  
Season  
Career 4 (3x) last vs. Charleston (3/5/18)

**3-Point Field Goal Attempts**  
Season 2 vs. Saint Joseph's (11/24/18)  
Career 8 (2x) last vs. Charleston (3/5/18)

**Free Throws Made**  
Season  
Career 4 vs. James Madison (1/11/18)

**Free Throw Attempts**  
Season  
Career 6 vs. James Madison (1/11/18)

**Rebounds**  
Season 4 vs. Saint Joseph's (11/24/18)  
Career 13 vs. Milligan (12/16/16)

**Assists**  
Season 3 vs. Saint Joseph's (11/24/18)  
Career 4 (2x) last vs. Drexel (1/30/17)

**Steals**  
Season 1 vs. Saint Joseph's (11/24/18)  
Career 3 at UNCW (1/27/18)

**Blocked Shots**  
Season  
Career 4 vs. Hampton (11/15/17)

**Minutes**  
Season 10 vs. Saint Joseph's (11/24/18)  
Career 32 vs. Hampton (11/15/17)

22

## PAUL ROWLEY (Row-lee)

Law Student - F - 6-8 - 201 - Purcellville, Va./Loudoun Valley



## ROWLEY'S 2018-19 GAME-BY-GAME STATISTICS

Date	Opponent	Min	FG-A	Pct	3FG-A	Pct	FT-A	Pct	O-D	Tot	PF	A	TO	B	S	Pts
N7	High Point															
N10	at Duquesne															
N15	at UIC															
N17	at Notre Dame															
N20	Radford															
N24	Saint Joseph's	10	1-3	.333	0-2	.000	0-0	.000	0-4	4	3	3	1	0	1	2
N28	at Marshall															
D1	George Mason															
D5	at Old Dominion															
D8	at Hampton															
D16	William Peace															
D22	at Virginia															
D28	James Madison															
D30	Towson															
J3	at Delaware															
J5	at Drexel															
J10	Hofstra															
J12	Northeastern															
J19	Elon															
J24	at UNCW															
J26	at Charleston															
J31	Drexel															
F2	Delaware															
F7	at Northeastern															
F9	at Hofstra															
F16	at Elon															
F21	Charleston															
F23	UNCW															

## ROWLEY'S CAREER STATISTICS

Year	GP	GS	Min	Avg	FG	FGA	Pct	3PM	3PA	Pct	FT	FTA	Pct	Off	Def	Tot	Avg	PF	FO	Ast	TO	Blk	Stl	Pts	Avg
2015-16	8	0	22	2.8	3	9	.333	2	8	.250	0	0	.000	1	2	3	0.4	4	0	2	0	0	0	8	1.0
2016-17	31	9	497	16.0	55	109	.505	38	78	.487	19	22	.864	19	56	75	2.4	53	0	31	21	19	12	167	5.4
2017-18	30	4	584	19.5	63	144	.438	48	109	.440	11	19	.579	8	63	71	2.4	81	1	31	27	21	11	185	6.2
2018-19	1	0	10	10.0	1	3	.333	0	2	.000	0	0	.000	0	4	4	4.0	3	0	3	1	0	1	2	2.0
CAREER	70	13	1113	15.9	122	265	.460	88	197	.447	30	41	.732	28	125	153	2.2	141	1	67	49	40	24	362	5.2

## ROWLEY'S CAREER CAA STATISTICS

Year	GP	GS	Min	Avg	FG	FGA	Pct	3PM	3PA	Pct	FT	FTA	Pct	Off	Def	Tot	Avg	PF	FO	Ast	TO	Blk	Stl	Pts	Avg
2015-16	4	0	7	1.8	1	3	.333	1	3	.333	0	0	.000	0	0	0	0.0	2	0	0	0	0	0	3	0.8
2016-17	18	1	266	14.8	24	48	.500	17	36	.472	12	15	.800	7	33	40	2.2	32	0	18	10	11	5	77	4.3
2017-18	18	0	333	18.5	33	72	.458	24	52	.462	10	15	.667	6	32	38	2.1	54	1	15	20	8	7	100	5.6
2018-19	0	0	0	0.0	0	0	.000	0	0	.000	0	0	.000	0	0	0	0.0	0	0	0	0	0	0	0	0.0
CAREER	40	1	606	15.2	58	123	.472	42	91	.462	22	30	.733	13	65	78	2.0	88	1	33	30	19	12	180	4.5



# JUSTIN PIERCE

Jr. - G/F - 6-7 - 202 - Glen Ellyn, Ill. / Glenbard West

23

## PIERCE'S 2018-19 GAME-BY-GAME STATISTICS

Date	Opponent	Min	FG-A	Pct	3FG-A	Pct	FT-A	Pct	O-D	Tot	PF	A	TO	B	S	Pts
N7	• High Point	35	8-15	.533	2-6	.333	5-7	.714	3-11	14	2	1	3	1	1	23
N10	• at Duquesne	33	7-14	.400	3-5	.600	2-2	1.000	3-6	9	4	3	4	0	1	19
N15	• at UIC	41	9-18	.500	3-7	.429	4-6	.667	3-8	11	3	7	4	0	1	25
N17	at Notre Dame															
N20	Radford															
N24	• Saint Joseph's	37	7-12	.583	1-4	.250	5-11	.455	3-9	12	3	3	2	0	0	20
N28	at Marshall															
D1	George Mason															
D5	at Old Dominion															
D8	at Hampton															
D16	William Peace															
D22	at Virginia															
D28	James Madison															
D30	Towson															
J3	at Delaware															
J5	at Drexel															
J10	Hofstra															
J12	Northeastern															
J19	Elon															
J24	at UNCW															
J26	at Charleston															
J31	Drexel															
F2	Delaware															
F7	at Northeastern															
F9	at Hofstra															
F16	at Elon															
F21	Charleston															
F23	UNCW															

## PIERCE'S CAREER STATISTICS

Year	GP	GS	Min	Avg	FG	FGA	Pct	3PM	3PA	Pct	FT	FTA	Pct	Off	Def	Tot	Avg	PF	FO	Ast	TO	Blk	Stl	Pts	Avg
2016-17	29	0	310	10.7	42	92	.457	7	35	.200	17	27	.630	19	40	59	2.0	24	0	15	22	11	14	108	3.7
2017-18	31	30	980	31.6	163	325	.502	47	113	.416	83	105	.790	63	204	267	8.6	66	0	75	56	19	28	456	14.7
2018-19	4	4	146	36.5	31	59	.525	9	22	.409	16	26	.615	12	34	46	11.5	12	0	14	13	1	3	87	21.8
CAREER	64	34	1436	22.4	236	476	.496	63	170	.371	116	158	.734	94	278	372	5.8	102	0	104	91	31	45	651	10.2

## PIERCE'S CAREER CAA STATISTICS

Year	GP	GS	Min	Avg	FG	FGA	Pct	3PM	3PA	Pct	FT	FTA	Pct	Off	Def	Tot	Avg	PF	FO	Ast	TO	Blk	Stl	Pts	Avg
2016-17	16	0	163	10.2	19	42	.452	4	19	.211	11	19	.579	9	18	27	1.7	11	0	7	15	6	8	53	3.3
2017-18	18	17	585	32.5	102	193	.528	33	72	.458	62	80	.775	40	114	154	8.6	32	0	37	32	10	17	299	16.6
2018-19	0	0	0	0.0	0	0	.000	0	0	.000	0	0	.000	0	0	0	0.0	0	0	0	0	0	0	0	0.0
CAREER	34	17	748	22.0	121	235	.515	37	91	.407	73	99	.737	49	132	181	5.3	43	0	44	47	16	25	352	10.4

## SINGLE-GAME HIGHS

Points	
Season	25 at UIC (11/15/18)
Career	33 vs. Delaware (2/10/18)

Field Goals Made	
Season	9 at UIC (11/15/18)
Career	10 (2x) last vs. Delaware (2/10/18)

Field Goal Attempts	
Season	18 at UIC (11/15/18)
Career	19 at UCF (11/18/17)

3-Point Field Goals Made	
Season	3 (2x) last at UIC (11/15/18)
Career	6 vs. Elon (2/1/18)

3-Point Field Goal Attempts	
Season	7 at UIC (11/15/18)
Career	10 at Towson (1/25/18)

Free Throws Made	
Season	5 (2x) last vs. Saint Joseph's (11/24/18)
Career	10 vs. Delaware (2/10/18)

Free Throw Attempts	
Season	11 vs. Saint Joseph's (11/24/18)
Career	11 (3x) last vs. Saint Joseph's (11/24/18)


Rebounds	
Season	14 vs. High Point (11/7/18)
Career	17 (2x) last vs. James Madison (1/11/18)

Assists	
Season	7 at UIC (11/15/18)
Career	7 at UIC (11/15/18)

Steals	
Season	1 (3x) last at UIC (11/15/18)
Career	4 vs. Bridgewater (11/12/16)

Blocked Shots	
Season	1 vs. High Point (11/7/18)
Career	3 (2x) last at James Madison (1/2/18)

Minutes	
Season	41 at UIC (11/15/18)
Career	41 (2x) last at UIC (11/15/18)



# AUSTIN WASHBURN

Fr. - G - 6-3 - 165 - Powhatan, Va./Powhatan

24

## WASHBURN'S 2018-19 GAME-BY-GAME STATISTICS

Date	Opponent	Min	FG-A	Pct	3FG-A	Pct	FT-A	Pct	O-D	Tot	PF	A	TO	B	S	Pts
N7	High Point															
N10	at Duquesne															
N15	at UIC															
N17	at Notre Dame															
N20	Radford															
N24	Saint Joseph's															
N28	at Marshall															
D1	George Mason															
D5	at Old Dominion															
D8	at Hampton															
D16	William Peace															
D22	at Virginia															
D28	James Madison															
D30	Towson															
J3	at Delaware															
J5	at Drexel															
J10	Hofstra															
J12	Northeastern															
J19	Elon															
J24	at UNCW															
J26	at Charleston															
J31	Drexel															
F2	Delaware															
F7	at Northeastern															
F9	at Hofstra															
F16	at Elon															
F21	Charleston															
F23	UNCW															

## WASHBURN'S CAREER STATISTICS

Year	GP	GS	Min	Avg	FG	FGA	Pct	3PM	3PA	Pct	FT	FTA	Pct	Off	Def	Tot	Avg	PF	FO	Ast	TO	Blk	Stl	Pts	Avg
2018-19	0	0	0	0.0	0	0	.000	0	0	.000	0	0	.000	0	0	0	0.0	0	0	0	0	0	0	0	0.0
CAREER	0	0	0	0.0	0	0	.000	0	0	.000	0	0	.000	0	0	0	0.0	0	0	0	0	0	0	0	0.0

## WASHBURN'S CAREER CAA STATISTICS

Year	GP	GS	Min	Avg	FG	FGA	Pct	3PM	3PA	Pct	FT	FTA	Pct	Off	Def	Tot	Avg	PF	FO	Ast	TO	Blk	Stl	Pts	Avg
2018-19	0	0	0	0.0	0	0	.000	0	0	.000	0	0	.000	0	0	0	0.0	0	0	0	0	0	0	0	0.0
CAREER	0	0	0	0.0	0	0	.000	0	0	.000	0	0	.000	0	0	0	0.0	0	0	0	0	0	0	0	0.0

## SINGLE-GAME HIGHS

Points	
Season	
Career	

Field Goals Made	
Season	
Career	

Field Goal Attempts	
Season	
Career	

3-Point Field Goals Made	
Season	
Career	

3-Point Field Goal Attempts	
Season	
Career	

Free Throws Made	
Season	
Career	

Free Throw Attempts	
Season	
Career	

Rebounds	
Season	
Career	

Assists	
Season	
Career	

Steals	
Season	
Career	

Blocked Shots	
Season	
Career	

Minutes	
Season	
Career	



## SINGLE-GAME HIGHS

**Points**  
Season 4 vs. High Point (11/7/18)  
Career 4 vs. High Point (11/7/18)

**Field Goals Made**  
Season 1 (2x) last at UIC (11/15/18)  
Career 1 (2x) last at UIC (11/15/18)

**Field Goal Attempts**  
Season 2 (2x) last vs. Saint Joseph's (11/24/18)  
Career 2 (2x) last vs. Saint Joseph's (11/24/18)

**3-Point Field Goals Made**  
Season  
Career

**3-Point Field Goal Attempts**  
Season  
Career

**Free Throws Made**  
Season 2 vs. High Point (11/7/18)  
Career 2 vs. High Point (11/7/18)

**Free Throw Attempts**  
Season 4 vs. High Point (11/7/18)  
Career 4 vs. High Point (11/7/18)

**Rebounds**  
Season 7 at UIC (11/15/18)  
Career 7 at UIC (11/15/18)

**Assists**  
Season 2 at UIC (11/15/18)  
Career 2 at UIC (11/15/18)

**Steals**  
Season 1 vs. Radford (11/20/18)  
Career 1 vs. Radford (11/20/18)

**Blocked Shots**  
Season 2 vs. High Point (11/7/18)  
Career 2 vs. High Point (11/7/18)

**Minutes**  
Season 18 at UIC (11/15/18)  
Career 18 at UIC (11/15/18)

30

# MEHKEL HARVEY

(Mah-kell)  
Fr. - F - 6-9 - 211 - Huntington Beach, Calif./Ocean View



## HARVEY'S 2018-19 GAME-BY-GAME STATISTICS

Date	Opponent	Min	FG-A	Pct	3FG-A	Pct	FT-A	Pct	O-D	Tot	PF	A	TO	B	S	Pts
N7	High Point	11	1-2	.500	0-0	.000	2-4	.500	2-2	4	2	1	1	2	0	4
N10	at Duquesne	4	0-0	.000	0-0	.000	0-0	.000	0-0	0	1	0	0	0	0	0
N15	at UIC	18	1-1	1.000	0-0	.000	0-0	.000	2-5	7	0	2	1	1	0	2
N17	at Notre Dame	7	0-0	.000	0-0	.000	0-0	.000	0-2	2	2	1	2	1	0	0
N20	Radford	4	0-0	.000	0-0	.000	0-0	.000	0-1	1	0	0	1	1	1	0
N24	Saint Joseph's	7	0-2	.000	0-0	.000	0-0	.000	1-1	2	2	0	0	0	0	0
N28	at Marshall															
D1	George Mason															
D5	at Old Dominion															
D8	at Hampton															
D16	William Peace															
D22	at Virginia															
D28	James Madison															
D30	Towson															
J3	at Delaware															
J5	at Drexel															
J10	Hofstra															
J12	Northeastern															
J19	Elon															
J24	at UNCW															
J26	at Charleston															
J31	Drexel															
F2	Delaware															
F7	at Northeastern															
F9	at Hofstra															
F16	at Elon															
F21	Charleston															
F23	UNCW															

## HARVEY'S CAREER STATISTICS

Year	GP	GS	Min	Avg	FG	FGA	Pct	3PM	3PA	Pct	FT	FTA	Pct	Off	Def	Tot	Avg	PF	FO	Ast	TO	Blk	Stl	Pts	Avg
2018-19	6	0	51	8.5	2	5	.400	0	0	.000	2	4	.500	5	11	16	2.7	7	0	4	5	5	1	6	1.0
CAREER	6	0	51	8.5	2	5	.400	0	0	.000	2	4	.500	5	11	16	2.7	7	0	4	5	5	1	6	1.0

## HARVEY'S CAREER CAA STATISTICS

Year	GP	GS	Min	Avg	FG	FGA	Pct	3PM	3PA	Pct	FT	FTA	Pct	Off	Def	Tot	Avg	PF	FO	Ast	TO	Blk	Stl	Pts	Avg
2018-19	0	0	0	0.0	0	0	.000	0	0	.000	0	0	.000	0	0	0	0.0	0	0	0	0	0	0	0	0.0
CAREER	0	0	0	0.0	0	0	.000	0	0	.000	0	0	.000	0	0	0	0.0	0	0	0	0	0	0	0	0.0

## SINGLE-GAME HIGHS

**Points**  
Season  
Career

**Field Goals Made**  
Season  
Career

**Field Goal Attempts**  
Season  
Career 1 vs. Norfolk State (1/2/16)

**3-Point Field Goals Made**  
Season  
Career

**3-Point Field Goal Attempts**  
Season  
Career

**Free Throws Made**  
Season  
Career

**Free Throw Attempts**  
Season  
Career

**Rebounds**  
Season  
Career 1 (2x) last vs. Kentucky (3/11/16)

**Assists**  
Season  
Career

**Steals**  
Season  
Career

**Blocked Shots**  
Season  
Career

**Minutes**  
Season 1 (2x) last at Duquesne (11/10/18)  
Career 2 (2x) last vs. Kentucky (3/11/16)

33

# CHRIS CLARK

Gr. - F - 6-6 - 205 - Chester, Va./Thomas Dale/Alabama



## CLARK'S 2018-19 GAME-BY-GAME STATISTICS

Date	Opponent	Min	FG-A	Pct	3FG-A	Pct	FT-A	Pct	O-D	Tot	PF	A	TO	B	S	Pts
N7	High Point	1	0-0	.000	0-0	.000	0-0	.000	0-0	0	1	0	0	0	0	0
N10	at Duquesne	1	0-0	.000	0-0	.000	0-0	.000	0-0	0	0	0	0	0	0	0
N15	at UIC															
N17	at Notre Dame															
N20	Radford															
N24	Saint Joseph's															
N28	at Marshall															
D1	George Mason															
D5	at Old Dominion															
D8	at Hampton															
D16	William Peace															
D22	at Virginia															
D28	James Madison															
D30	Towson															
J3	at Delaware															
J5	at Drexel															
J10	Hofstra															
J12	Northeastern															
J19	Elon															
J24	at UNCW															
J26	at Charleston															
J31	Drexel															
F2	Delaware															
F7	at Northeastern															
F9	at Hofstra															
F16	at Elon															
F21	Charleston															
F23	UNCW															

## CLARK'S CAREER STATISTICS

Year	GP	GS	Min	Avg	FG	FGA	Pct	3PM	3PA	Pct	FT	FTA	Pct	Off	Def	Tot	Avg	PF	FO	Ast	TO	Blk	Stl	Pts	Avg
2015-16 <sup>^</sup>	9	0	13	1.4	0	1	.000	0	0	.000	0	0	.000	2	0	2	0.2	1	0	0	2	0	0	0	0.0
2018-19	2	0	2	1.0	0	0	.000	0	0	.000	0	0	.000	0	0	0	0.0	1	0	0	0	0	0	0	0.0
CAREER	11	0	15	1.4	0	1	.000	0	0	.000	0	0	.000	2	0	2	0.2	2	0	0	2	0	0	0	0.0

## CLARK'S CAREER CAA STATISTICS

Year	GP	GS	Min	Avg	FG	FGA	Pct	3PM	3PA	Pct	FT	FTA	Pct	Off	Def	Tot	Avg	PF	FO	Ast	TO	Blk	Stl	Pts	Avg
2018-19	0	0	0	0.0	0	0	.000	0	0	.000	0	0	.000	0	0	0	0.0	0	0	0	0	0	0	0	0.0
CAREER	0	0	0	0.0	0	0	.000	0	0	.000	0	0	.000	0	0	0	0.0	0	0	0	0	0	0	0	0.0















<sup>^</sup> at Alabama



# WILLIAM & MARY RADIO AND TV CHART

**NOTES:** W&M's 98 wins over the last six years lead the CAA ... According to KenPom.com, the Tribe ranks 23rd nationally in effective field goal percentage (57.3) ... W&M is averaging 17.2 assists per game, which leads the CAA and ranks 36th nationally ... Freshmen have averaged 95.8 minutes per game through the first six contests ... W&M rallied for 20 points down for the third time under head coach Tony Shaver in its 87-85 win over Saint Joseph's ... The Tribe leads the CAA in field goal percentage (49.0) ... Over the last three years W&M is averaging 83.4 ppg ... Over the last six years, W&M is averaging 9.1 3's made per game, including 9.5 this season which ranks 56th nationally.

RECORD	2018-19	LAST YR	STATS	W&M	OPP	MU	OPP	W&M'S THREE-GAME STRETCH:
<b>OVERALL</b>	2-4	19-12	<b>FG%</b>	.490	.497	.460	.448	<b>Nov. 24</b> vs. Saint Joseph's <b>W, 87-85</b>
<b>CAA</b>	0-0	11-7	<b>3PT%</b>	.383	.408	.350	.330	Knight 21 pts; Pierce 20 pts, 12 reb; Audige 20 pts; Owens 12 pts
<b>HOME</b>	2-1	11-3	<b>FT%</b>	.710	.716	.632	.669	<b>Nov. 20</b> vs. Radford <b>L, 72-81</b>
<b>AWAY</b>	0-3	7-8	<b>POINTS</b>	77.8	82.0	88.2	79.8	Knight 32 pts, 9 rebs; Audige 14 pts; Williams 10 pts; Scott 8 ast
<b>NEUTRAL</b>	0-0	1-1	<b>REBOUNDS</b>	33.0	33.0	36.2	43.8	<b>Nov. 17</b> at Notre Dame <b>L, 64-73</b>
			<b>ASSISTS</b>	17.2	15.0	19.0	12.4	Knight 18 pts, 7 reb, 6 ast; Milon 11 pts; Owens 11 pts.

	<b>0 JIHAR WILLIAMS</b> SO./G-F/6-5/200/BALTIMORE, MD. (FRIENDS SCHOOL) <table> <tr><td>PPG</td><td>2.3</td><td>FG%</td><td>.222</td></tr> <tr><td>RPG</td><td>0.7</td><td>3PT%</td><td>.250</td></tr> <tr><td>APG</td><td>0.5</td><td>FT%</td><td>.750</td></tr> </table>	PPG	2.3	FG%	.222	RPG	0.7	3PT%	.250	APG	0.5	FT%	.750	<ul style="list-style-type: none"> <li>Totalled 10 points, all in the second half, including a pair 3 vs. Radford</li> <li>Started first career game in the opener vs. High Point and tied a career-high with 3 rebs</li> <li>Knocked down a 3-pointer in 13 minutes at Notre Dame</li> <li>Tallied career-highs with two blocks and two steals vs. Delaware (2/10/18)</li> <li>Knocked down a 3-pointer and dished out two assists in 10 mins at Ohio St. (12/9/17)</li> <li>Scored a career-high 11 points vs. Shenandoah, hitting 3 3-pointers (11/21/17)</li> </ul>	<b>POINTS</b> 11 vs. Shenandoah (11/21/17) <b>REBOUNDS</b> 3 (3x) last vs. High Point (11/7/18) <b>ASSISTS</b> 2 (2x) last at Ohio State (12/9/17) <b>LAST GAME: PLAYED 3 MINS</b>
PPG	2.3	FG%	.222												
RPG	0.7	3PT%	.250												
APG	0.5	FT%	.750												
	<b>1 THORNTON SCOTT</b> FR./G/6-5/182/GLEN COVE, N.Y. (HOLY TRINITY/VERMONT ACAD.) <table> <tr><td>PPG</td><td>3.5</td><td>FG%</td><td>.412</td></tr> <tr><td>RPG</td><td>1.5</td><td>3PT%</td><td>.500</td></tr> <tr><td>APG</td><td>3.0</td><td>FT%</td><td>.667</td></tr> </table>	PPG	3.5	FG%	.412	RPG	1.5	3PT%	.500	APG	3.0	FT%	.667	<ul style="list-style-type: none"> <li>Ranks 12th in the CAA in assists and 13th in assist-to-turnover ratio</li> <li>Scored a career-high 9 points, including 8 in the second half, to go with four assists vs. SJU</li> <li>Dished out eight assists vs. Radford, the most for a W&amp;M freshman since 1999</li> <li>Knocked down two 3-pointers and tallied two steals with one block at UIC</li> <li>Dished out three assists in 15 minutes in his collegiate debut vs. HPU</li> <li>Earned honorable mention All-NESAC during his postgraduate year at Vermont Academy in 2017-18</li> </ul>	<b>POINTS</b> 9 vs. Saint Joseph's (11/24/18) <b>REBOUNDS</b> 2 (3x) last vs. Saint Joseph's (11/24/18) <b>ASSISTS</b> 8 vs. Radford (11/20/18) <b>LAST GAME: 9 PTS, 2 REB, 4 AST, 1 STL</b>
PPG	3.5	FG%	.412												
RPG	1.5	3PT%	.500												
APG	3.0	FT%	.667												
	<b>2 MATT MILON</b> RJR./G/6-5/200/OVIEDO, FLA. (OVIEDO/BOSTON COLLEGE) <table> <tr><td>PPG</td><td>13.4</td><td>FG%</td><td>.468</td></tr> <tr><td>RPG</td><td>2.8</td><td>3PT%</td><td>.417</td></tr> <tr><td>APG</td><td>2.2</td><td>FT%</td><td>.800</td></tr> </table>	PPG	13.4	FG%	.468	RPG	2.8	3PT%	.417	APG	2.2	FT%	.800	<ul style="list-style-type: none"> <li>Returned to the starting line-up vs. SJU after missing the Radford game due to injury</li> <li>Ranks 14th in the CAA in scoring and fourth in 3-pointers made</li> <li>Erupted for a career-high 30 point at UIC on 11-of-19 shooting</li> <li>His 8 3's against the Flames rank 3rd in W&amp;M history and are the most in the CAA this season</li> <li>Scored 17 of his 19 pts in the 2nd half vs. High Point on a perfect 5-of-5 shooting</li> <li>Ranks 12th among active NCAA D1 players in career 3-point percentage (.444)</li> </ul>	<b>POINTS</b> 30 at UIC (11/15/18) <b>REBOUNDS</b> 12 at James Madison (1/2/18) <b>ASSISTS</b> 4 vs. Elon (2/1/18) <b>LAST GAME: 3 PTS, 1 AST</b>
PPG	13.4	FG%	.468												
RPG	2.8	3PT%	.417												
APG	2.2	FT%	.800												
	<b>4 MIODRAG DRONJAK</b> JR./G/6-2/180/KLADOVO, SERBIA (VIRGINIA BEACH FRIENDS SCHOOL/RICHARD BLAND) <table> <tr><td>PPG</td><td>-</td><td>FG%</td><td>-</td></tr> <tr><td>RPG</td><td>-</td><td>3PT%</td><td>-</td></tr> <tr><td>APG</td><td>-</td><td>FT%</td><td>-</td></tr> </table>	PPG	-	FG%	-	RPG	-	3PT%	-	APG	-	FT%	-	<ul style="list-style-type: none"> <li>A two-time all-conference first team selection and two-time team MVP at the Virginia Beach Friends School</li> <li>Spent previous two years at Richard Bland College, appearing in 30 games in 2017-18</li> <li>Scored a season-high 10 pts on 3-of-4 from 3-pt range vs. Fayetteville Technical CC (3/9/18)</li> <li>Averaged 2.2 points, 0.8 rebounds and 0.3 assists per game in 7.4 minutes of action in 2017-18</li> <li>Shot 39.6 percent from the field and 36.4 percent from 3-point range at Richard Bland</li> </ul>	<b>POINTS</b> - <b>REBOUNDS</b> - <b>ASSISTS</b> - <b>LAST GAME: DNP</b>
PPG	-	FG%	-												
RPG	-	3PT%	-												
APG	-	FT%	-												
	<b>11 L.J. OWENS</b> FR./G/6-3/165/ANNAPOLIS, MD. (SEVERN SCHOOL) <table> <tr><td>PPG</td><td>10.8</td><td>FG%</td><td>.500</td></tr> <tr><td>RPG</td><td>2.3</td><td>3PT%</td><td>.455</td></tr> <tr><td>APG</td><td>1.8</td><td>FT%</td><td>.846</td></tr> </table>	PPG	10.8	FG%	.500	RPG	2.3	3PT%	.455	APG	1.8	FT%	.846	<ul style="list-style-type: none"> <li>Named CAA Rookie of the Year on Nov. 12 and ranks 3rd among rookies in scoring at 10.8 ppg</li> <li>Started Tribe's last four games, averaging 33 minutes per game</li> <li>Tallied nine of his 12 points, including seven straight, during the 2nd half comeback win over SJU</li> <li>Scored all 12 of his points in the final 4:27 of regulation and OT at UIC</li> <li>Hit the first five shots of his W&amp;M career, tallying 14 first-half pts vs. High Point</li> <li>A three-star recruit and ranked in the top 20 in Maryland according to ESPN.com</li> </ul>	<b>POINTS</b> 14 vs. High Point (11/7/18) <b>REBOUNDS</b> 5 vs. Radford (11/20/18) <b>ASSISTS</b> 4 vs. Radford (11/20/18) <b>LAST GAME: 12 PTS, 3 AST, 1 STL</b>
PPG	10.8	FG%	.500												
RPG	2.3	3PT%	.455												
APG	1.8	FT%	.846												
	<b>12 LUKE LOEWE</b> SO./G/6-4/190/FOND DU LAC, WIS. (FOND DU LAC) <table> <tr><td>PPG</td><td>3.7</td><td>FG%</td><td>.476</td></tr> <tr><td>RPG</td><td>1.2</td><td>3PT%</td><td>.143</td></tr> <tr><td>APG</td><td>1.2</td><td>FT%</td><td>.200</td></tr> </table>	PPG	3.7	FG%	.476	RPG	1.2	3PT%	.143	APG	1.2	FT%	.200	<ul style="list-style-type: none"> <li>Started his first career game vs. High Point and has started all four in 2018-19</li> <li>Tallied 6 pts at both UIC and Notre Dame, shooting 54.5 pct (6-of-11) from the field</li> <li>Scored all seven of his points in the final 6:49 of the game vs. High Point</li> <li>Tallied four pts in 10 mins off the bench, hitting 2-of-3 from the field vs. NU (1/18/18)</li> <li>Tallied career-highs in points (13), assists (5) and rebounds (5) vs. Milligan (12/17/17)</li> <li>First Team All-State in Wisconsin as a HS senior at Fond du Lac, averaging 20.1 ppg</li> </ul>	<b>POINTS</b> 13 vs. Milligan (12/17/17) <b>REBOUNDS</b> 5 vs. Milligan (12/17/17) <b>ASSISTS</b> 5 vs. Milligan (12/17/17) <b>LAST GAME: 2 AST, 1 REB IN 13 MINS</b>
PPG	3.7	FG%	.476												
RPG	1.2	3PT%	.143												
APG	1.2	FT%	.200												
	<b>13 NATHAN KNIGHT</b> JR./F-C/6-10/245/SYRACUSE, N.Y. (NOTTINGHAM/KIMBALL UNION ACAD.) <table> <tr><td>PPG</td><td>19.3</td><td>FG%</td><td>.603</td></tr> <tr><td>RPG</td><td>6.5</td><td>3PT%</td><td>.286</td></tr> <tr><td>APG</td><td>2.8</td><td>FT%</td><td>.867</td></tr> </table>	PPG	19.3	FG%	.603	RPG	6.5	3PT%	.286	APG	2.8	FT%	.867	<ul style="list-style-type: none"> <li>Named the Lou Henson National Player of the Week on Nov. 26 after his GW basket vs. SJU</li> <li>Scored a career-high 32 points on 13-of-20 shooting with four 3-point plays vs. Radford</li> <li>Ranks 3rd in the CAA in scoring (19.3), 9th in rebounding (6.5), 7th in blocks (0.8) and 3rd in FG% (.603)</li> <li>Posted his 10th career double-double, leading W&amp;M with 26 pts, 11 reb and 4 ast at Duquesne</li> <li>Named to the Watch List for the 2019 Kareem Abdul-Jabbar Center of the Year Award</li> <li>Selected to the Preseason Mid-Major All-American Second Team by NBC Sports</li> </ul>	<b>POINTS</b> 32 vs. Radford (11/20/18) <b>REBOUNDS</b> 14 vs. Hampton (11/15/17) <b>ASSISTS</b> 6 (2x) last vs. Elon (2/1/18) <b>LAST GAME: 21 PTS, 4 REB, 2 AST</b>
PPG	19.3	FG%	.603												
RPG	6.5	3PT%	.286												
APG	2.8	FT%	.867												
	<b>15 CHASE AUDIGE</b> FR./G/6-4/193/CORAM, N.Y. (THE HILL SCHOOL (PA.) <table> <tr><td>PPG</td><td>9.0</td><td>FG%</td><td>.526</td></tr> <tr><td>RPG</td><td>2.3</td><td>3PT%</td><td>.476</td></tr> <tr><td>APG</td><td>1.3</td><td>FT%</td><td>.500</td></tr> </table>	PPG	9.0	FG%	.526	RPG	2.3	3PT%	.476	APG	1.3	FT%	.500	<ul style="list-style-type: none"> <li>Named CAA Rookie of the Week on Nov. 26 after averaging 17 ppg, 3.5 rpg and 2.0 spg</li> <li>Ranks 4th among CAA rookies in ppg and 5th overall in 3FG% and 14th in steals</li> <li>Scored 16 of his career-high 20 pts during W&amp;M's 20-point, 2nd-half comeback vs. SJU</li> <li>Averaging 10.8 ppg over the last five games, shooting 50 pct from 3 (10-of-20)</li> <li>Started his first career game against Radford and scored 8 of his 14 in the 2nd half</li> <li>A three-star recruit and rated No. 8 in the state of PA according to 247 Sports</li> </ul>	<b>POINTS</b> 20 vs. Saint Joseph's (11/24/18) <b>REBOUNDS</b> 4 (2x) last vs. Saint Joseph's (11/24/18) <b>ASSISTS</b> 3 at Notre Dame (11/17/18) <b>LAST GAME: 20 PTS, 4 REB, 2 AST, 3 STL</b>
PPG	9.0	FG%	.526												
RPG	2.3	3PT%	.476												
APG	1.3	FT%	.500												
	<b>21 QUINN BLAIR</b> FR./F/6-6/221/LIVONIA, MICH. (DEARBORN DIVINE CHILD) <table> <tr><td>PPG</td><td>2.2</td><td>FG%</td><td>.250</td></tr> <tr><td>RPG</td><td>2.3</td><td>3PT%</td><td>.200</td></tr> <tr><td>APG</td><td>1.2</td><td>FT%</td><td>.750</td></tr> </table>	PPG	2.2	FG%	.250	RPG	2.3	3PT%	.200	APG	1.2	FT%	.750	<ul style="list-style-type: none"> <li>Was +10 in point differential in 5 mins vs. Saint Joseph's with 2 ast and 2 rebs</li> <li>Made his first collegiate start in place of an injured Justin Pierce at Notre Dame</li> <li>Scored seven points and pulled down two rebounds against the Irish</li> <li>Played a career-high 19 minutes at UIC and tallied seven rebounds with two assists</li> <li>Scored his first career points, knocking down 3-of-4 at the FT line at UIC</li> <li>A four-time all-state selection in Michigan at Dearborn Divine Child</li> </ul>	<b>POINTS</b> 7 at Notre Dame (11/17/18) <b>REBOUNDS</b> 7 at UIC (11/15/18) <b>ASSISTS</b> 2 (3x) last vs. Saint Joseph's (11/24/18) <b>LAST GAME: 2 REB, 2 AST IN 5 MINS</b>
PPG	2.2	FG%	.250												
RPG	2.3	3PT%	.200												
APG	1.2	FT%	.750												
	<b>22 PAUL ROWLEY</b> LAW STUDENT/F/6-8/201/PURCELLVILLE, VA. (LOUDOUN VALLEY) <table> <tr><td>PPG</td><td>2.0</td><td>FG%</td><td>.333</td></tr> <tr><td>RPG</td><td>4.0</td><td>3PT%</td><td>.000</td></tr> <tr><td>APG</td><td>3.0</td><td>FT%</td><td>.000</td></tr> </table>	PPG	2.0	FG%	.333	RPG	4.0	3PT%	.000	APG	3.0	FT%	.000	<ul style="list-style-type: none"> <li>Made season debut vs. Saint Joseph's after missing the first five games due to injury</li> <li>Named the CAA Male Scholar-Athlete of the Year in 2017-18</li> <li>Ranks 10th among active D1 players in career 3-point percentage (.447)</li> <li>Graduated from W&amp;M in 3 years and is the only 2nd year Law student basketball player in the country</li> <li>Set a career-high with 16 pts on 6-of-7 shooting (3-of-4 from 3) vs. Elon (2/1/18)</li> <li>Ranked 2nd in the CAA in 3-pt pct (.440) in 2017-18 and 14th in blocks (0.6)</li> </ul>	<b>POINTS</b> 16 vs. Elon (2/1/18) <b>REBOUNDS</b> 13 vs. Milligan (12/16/16) <b>ASSISTS</b> 4 (2x) last vs. Drexel (1/30/17) <b>LAST GAME: 2 PTS, 4 REB, 3 AST IN 10 MINS</b>
PPG	2.0	FG%	.333												
RPG	4.0	3PT%	.000												
APG	3.0	FT%	.000												
	<b>23 JUSTIN PIERCE</b> JR./G-F/6-7/202/GLEN ELLYN, ILL. (GLENBARD WEST) <table> <tr><td>PPG</td><td>21.8</td><td>FG%</td><td>.525</td></tr> <tr><td>RPG</td><td>11.5</td><td>3PT%</td><td>.409</td></tr> <tr><td>APG</td><td>3.5</td><td>FT%</td><td>.615</td></tr> </table>	PPG	21.8	FG%	.525	RPG	11.5	3PT%	.409	APG	3.5	FT%	.615	<ul style="list-style-type: none"> <li>Ranks second in the CAA and 16th nationally with three double-doubles</li> <li>Totalled his third double-double in four games with 20 pts and 12 rebs vs. Saint Joseph's</li> <li>Posted his 9th career double-double with 25 pts and 11 rebs at UIC and added a career-high 7 ast</li> <li>Tallied a 23-point, 14-rebound double-double in the season opener vs. High Point</li> <li>Named Preseason All-CAA Second Team in October after receiving third-team honors in 2018</li> <li>Scored a career-high 33 pts on 10-of-15 FG, 3-of-5 from 3 and 10-of-11 at FT line vs. Delaware (2/10/18)</li> </ul>	<b>POINTS</b> 33 vs. Delaware (2/10/18) <b>REBOUNDS</b> 17 (2x) last vs. James Madison (1/11/18) <b>ASSISTS</b> 7 at UIC (11/15/18) <b>LAST GAME: 20 PTS, 12 REB, 3 AST</b>
PPG	21.8	FG%	.525												
RPG	11.5	3PT%	.409												
APG	3.5	FT%	.615												
	<b>24 AUSTIN WASHBURN</b> FR./G/6-3/165/POWHATAN, VA. (POWHATAN) <table> <tr><td>PPG</td><td>-</td><td>FG%</td><td>-</td></tr> <tr><td>RPG</td><td>-</td><td>3PT%</td><td>-</td></tr> <tr><td>APG</td><td>-</td><td>FT%</td><td>-</td></tr> </table>	PPG	-	FG%	-	RPG	-	3PT%	-	APG	-	FT%	-	<ul style="list-style-type: none"> <li>Joined the Tribe as a walk-on in September at the start of practice</li> <li>Earned honorable mention All-Region 4B distinction in 2018 at Powhatan</li> <li>A two-time All-Jefferson District selection</li> <li>Averaged 14.5 ppg as a senior and connected on 77 3-pointers</li> <li>Played AAU for Murren 22 Basketball and coach Matt Murren</li> <li>Selected academic all-district on three occasions</li> </ul>	<b>POINTS</b> - <b>REBOUNDS</b> - <b>ASSISTS</b> - <b>LAST GAME: DNP</b>
PPG	-	FG%	-												
RPG	-	3PT%	-												
APG	-	FT%	-												
	<b>30 MEHKEL HARVEY</b> FR./F/6-9/211/HUNTINGTON BEACH, CALIF. (OCEAN VIEW) <table> <tr><td>PPG</td><td>1.0</td><td>FG%</td><td>.400</td></tr> <tr><td>RPG</td><td>2.7</td><td>3PT%</td><td>.000</td></tr> <tr><td>APG</td><td>0.7</td><td>FT%</td><td>.500</td></tr> </table>	PPG	1.0	FG%	.400	RPG	2.7	3PT%	.000	APG	0.7	FT%	.500	<ul style="list-style-type: none"> <li>Pulled down a career-high seven rebounds at UIC and added two points and two assists</li> <li>Tallied four points, four rebounds and two blocked shots in debut vs. High Point</li> <li>Ranks seventh in the CAA in blocked shots (0.8)</li> <li>Added 20 pounds since coming to campus in July and possesses a 7-2 wingspan</li> <li>His 166 blocks in 2017-18 ranked seventh nationally among high school players</li> <li>Earned All-CIF Southern Section Division 3AA First Team honors in 2017 and 2018</li> </ul>	<b>POINTS</b> 4 vs. High Point (11/7/18) <b>REBOUNDS</b> 7 at UIC (11/15/18) <b>ASSISTS</b> 2 at UIC (11/15/18) <b>LAST GAME: 2 REB IN 7 MINS</b>
PPG	1.0	FG%	.400												
RPG	2.7	3PT%	.000												
APG	0.7	FT%	.500												
	<b>33 CHRIS CLARK</b> GR./J/6-6/205/CHESTER, VA. (THOMAS DALE/ALABAMA) <table> <tr><td>PPG</td><td>0.0</td><td>FG%</td><td>.000</td></tr> <tr><td>RPG</td><td>0.0</td><td>3PT%</td><td>.000</td></tr> <tr><td>APG</td><td>0.0</td><td>FT%</td><td>.000</td></tr> </table>	PPG	0.0	FG%	.000	RPG	0.0	3PT%	.000	APG	0.0	FT%	.000	<ul style="list-style-type: none"> <li>Appeared in each of the first two games as a reserve</li> <li>Enrolled in the Master's of Business Administration at W&amp;M</li> <li>Spent two seasons as a walk-on at the University of Alabama in 2014-15 and 2015-16</li> <li>Played two minutes in the SEC Tournament vs. Kentucky (3/11/16) and tallied a rebound</li> <li>A 2nd team all-district pick at Thomas Dale and selected to the Virginia all-star game in 2014</li> <li>Graduated with his degree in psychology from Alabama in 2018</li> </ul>	<b>POINTS</b> - <b>REBOUNDS</b> 1 (2x) last vs. Kentucky (3/11/16) <b>ASSISTS</b> - <b>LAST GAME: DNP</b>
PPG	0.0	FG%	.000												
RPG	0.0	3PT%	.000												
APG	0.0	FT%	.000												



## WILLIAM &amp; MARY STATISTICS

Opponent	Date	Score		Total		3-Pointers		Free throws		Rebounds				pf	a	t/o	blk	stl	pts	avg
				fg-fga	pct	3fg-fga	pct	ft-fa	pct	off	def	tot	avg							
HIGH POINT	11/07/18	79-69	W	27-55	.491	9-25	.360	16-23	.696	9	28	37	37.0	19	14	15	7	3	79	79.0
at Duquesne	11/10/18	70-84	L	26-57	.456	8-20	.400	10-18	.556	13	22	35	36.0	15	14	16	3	3	70	74.5
at UIC	11/15/18	95-100	Lot	33-69	.478	15-34	.441	14-18	.778	12	23	35	35.7	19	19	16	3	5	95	81.3
at Notre Dame	11/17/18	64-73	L	22-48	.458	9-26	.346	11-13	.846	4	26	30	34.2	20	16	16	1	5	64	77.0
RADFORD	11/20/18	72-81	L	27-56	.482	5-20	.250	13-15	.867	10	18	28	33.0	14	18	14	2	4	72	76.0
SAINT JOSEPH'S	11/24/18	87-85	W	32-56	.571	11-24	.458	12-20	.600	5	28	33	33.0	20	22	14	3	6	87	77.8
William & Mary		467		167-341	.490	57-149	.383	76-107	.710	53	145	198	33.0	107	103	91	19	26	467	77.8
Opponents		492		179-360	.497	51-125	.408	83-116	.716	56	142	198	33.0	102	80	62	16	54	492	82.0

Games played: 6

Points/game: 77.8

FG Pct: 49.0

3FG Pct: 38.3

FT Pct: 71.0

Rebounds/game: 33.0

Assists/game: 17.2

Turnovers/game: 15.2

Assist/turnover ratio: 1.1

Steals/game: 4.3

Blocks/game: 3.2

## OPPONENT STATISTICS

Opponent	Date	Score		Total		3-Pointers		Free throws		Rebounds				pf	a	t/o	blk	stl	pts	avg
				fg-fga	pct	3fg-fga	pct	ft-fa	pct	off	def	tot	avg							
HIGH POINT	11/07/18	79-69	W	26-60	.433	6-11	.545	11-19	.579	12	23	35	35.0	20	7	13	2	9	69	69.0
at Duquesne	11/10/18	70-84	L	32-61	.525	12-26	.462	8-13	.615	8	23	31	33.0	16	19	9	2	11	84	76.5
at UIC	11/15/18	95-100	Lot	36-64	.563	13-29	.448	15-18	.833	7	27	34	33.3	22	16	12	5	9	100	84.3
at Notre Dame	11/17/18	64-73	L	26-63	.413	5-20	.250	16-23	.696	16	24	40	35.0	13	10	8	3	10	73	81.5
RADFORD	11/20/18	72-81	L	32-55	.582	5-14	.357	12-15	.800	8	20	28	33.6	15	13	11	4	6	81	81.4
SAINT JOSEPH'S	11/24/18	87-85	W	27-57	.474	10-25	.400	21-28	.750	5	25	30	33.0	16	15	9	0	9	85	82.0
Opponents		492		179-360	.497	51-125	.408	83-116	.716	56	142	198	33.0	102	80	62	16	54	492	82.0
William & Mary		467		167-341	.490	57-149	.383	76-107	.710	53	145	198	33.0	107	103	91	19	26	467	77.8

Games played: 6

Points/game: 82.0

FG Pct: 49.7

3FG Pct: 40.8

FT Pct: 71.6

Rebounds/game: 33.0

Assists/game: 13.3

Turnovers/game: 10.3

Assist/turnover ratio: 1.3

Steals/game: 9.0

Blocks/game: 2.7



**William & Mary Men's Basketball**  
**William & Mary Combined Team Statistics (as of Nov 24, 2018)**  
**All games**

RECORD:	OVERALL	HOME	AWAY	NEUTRAL
ALL GAMES	2-4	2-1	0-3	0-0
CONFERENCE	0-0	0-0	0-0	0-0
NON-CONFERENCE	2-4	2-1	0-3	0-0

##	Player	gp-gs	min	avg	Total		3-Point		F-Throw		Rebounds				pf	dq	a	to	blk	stl	pts	avg
					fg-fga	fg%	3fg-fga	3fg%	ft-fa	ft%	off	def	tot	avg								
23	Pierce, Justin	4-4	146	36.5	31-59	.525	9-22	.409	16-26	.615	12	34	46	11.5	12	0	14	13	1	3	87	21.8
13	Knight, Nathan	6-6	168	28.0	44-73	.603	2-7	.286	26-30	.867	11	28	39	6.5	19	1	17	14	5	1	116	19.3
02	Milon, Matt	5-5	148	29.6	22-47	.468	15-36	.417	8-10	.800	2	12	14	2.8	6	0	11	11	0	0	67	13.4
11	Owens, L.J.	6-4	174	29.0	22-44	.500	10-22	.455	11-13	.846	3	11	14	2.3	14	0	11	11	1	2	65	10.8
15	Audige, Chase	6-1	153	25.5	20-38	.526	10-21	.476	4-8	.500	4	10	14	2.3	21	0	8	6	2	7	54	9.0
12	Loewe, Luke	6-6	111	18.5	10-21	.476	1-7	.143	1-5	.200	1	6	7	1.2	7	0	7	8	0	4	22	3.7
01	Scott, Thornton	6-0	124	20.7	7-17	.412	5-10	.500	2-3	.667	0	9	9	1.5	6	0	18	15	2	4	21	3.5
00	Williams, Jihar	6-2	66	11.0	4-18	.222	3-12	.250	3-4	.750	0	4	4	0.7	4	0	3	2	2	2	14	2.3
21	Blair, Quinn	6-2	73	12.2	4-16	.250	2-10	.200	3-4	.750	4	10	14	2.3	7	0	7	3	1	1	13	2.2
22	Rowley, Paul	1-0	10	10.0	1-3	.333	0-2	.000	0-0	.000	0	4	4	4.0	3	0	3	1	0	1	2	2.0
30	Harvey, Mehkel	6-0	51	8.5	2-5	.400	0-0	.000	2-4	.500	5	11	16	2.7	7	0	4	5	5	1	6	1.0
33	Clark, Chris	2-0	2	1.0	0-0	.000	0-0	.000	0-0	.000	0	0	0	0.0	1	0	0	0	0	0	0	0.0
Team											11	6	17					2				
Total.....		6	1226		167-341	.490	57-149	.383	76-107	.710	53	145	198	33.0	107	1	103	91	19	26	467	77.8
Opponents.....		6	1226		179-360	.497	51-125	.408	83-116	.716	56	142	198	33.0	102	-	80	62	16	54	492	82.0

TEAM STATISTICS	WM	OPP	Date	Opponent	Score	Att.
SCORING	467	492	11/07/18	HIGH POINT	W 79-69	3301
Points per game	77.8	82.0	11/10/18	at Duquesne	L 70-84	2534
Scoring margin	-4.2	-	11/15/18	at UIC	Lot 95-100	2409
FIELD GOALS-ATT	167-341	179-360	11/17/18	at Notre Dame	L 64-73	6511
Field goal pct	.490	.497	11/20/18	RADFORD	L 72-81	3370
3 POINT FG-ATT	57-149	51-125	11/24/18	SAINT JOSEPH'S	W 87-85	2878
3-point FG pct	.383	.408	* - Conference game			
3-pt FG made per game	9.5	8.5				
FREE THROWS-ATT	76-107	83-116				
Free throw pct	.710	.716				
F-Throws made per game	12.7	13.8				
REBOUNDS	198	198				
Rebounds per game	33.0	33.0				
Rebounding margin	+0.0	-				
ASSISTS	103	80				
Assists per game	17.2	13.3				
TURNOVERS	91	62				
Turnovers per game	15.2	10.3				
Turnover margin	-4.8	-				
Assist/turnover ratio	1.1	1.3				
STEALS	26	54				
Steals per game	4.3	9.0				
BLOCKS	19	16				
Blocks per game	3.2	2.7				
ATTENDANCE	9549	11454				
Home games-Avg/Game	3-3183	3-3818				
Neutral site-Avg/Game	-	0-0				

Score by Periods	1st	2nd	OT	Totals
William & Mary	210	244	13	467
Opponents	226	248	18	492





## WILLIAM &amp; MARY HIGHS

POINTS	95	at UIC (11/15/18)
	87	SAINT JOSEPH'S (11/24/18)
	79	HIGH POINT (11/07/18)
	72	RADFORD (11/20/18)
	70	at Duquesne (11/10/18)
FIELD GOALS MADE	33	at UIC (11/15/18)
	32	SAINT JOSEPH'S (11/24/18)
FIELD GOAL ATTEMPTS	69	at UIC (11/15/18)
	57	at Duquesne (11/10/18)
FIELD GOAL PERCENTAGE	.571 (32-56)	SAINT JOSEPH'S (11/24/18)
	.491 (27-55)	HIGH POINT (11/07/18)
3 PT FIELD GOALS MADE	15	at UIC (11/15/18)
	11	SAINT JOSEPH'S (11/24/18)
3 PT FG ATTEMPTS	34	at UIC (11/15/18)
	26	at Notre Dame (11/17/18)
3 PT FG PERCENTAGE	.458 (11-24)	SAINT JOSEPH'S (11/24/18)
	.441 (15-34)	at UIC (11/15/18)
FREE THROWS MADE	16	HIGH POINT (11/07/18)
	14	at UIC (11/15/18)
FREE THROW ATTEMPTS	23	HIGH POINT (11/07/18)
	20	SAINT JOSEPH'S (11/24/18)
FREE THROW PERCENTAGE	.867 (13-15)	RADFORD (11/20/18)
	.846 (11-13)	at Notre Dame (11/17/18)
REBOUNDS	37	HIGH POINT (11/07/18)
	35	at UIC (11/15/18)
	35	at Duquesne (11/10/18)
ASSISTS	22	SAINT JOSEPH'S (11/24/18)
	19	at UIC (11/15/18)
STEALS	6	SAINT JOSEPH'S (11/24/18)
	5	at Notre Dame (11/17/18)
	5	at UIC (11/15/18)
BLOCKED SHOTS	7	HIGH POINT (11/07/18)
	3	SAINT JOSEPH'S (11/24/18)
	3	at UIC (11/15/18)
	3	at Duquesne (11/10/18)
TURNOVERS	16	at Notre Dame (11/17/18)
	16	at UIC (11/15/18)
	16	at Duquesne (11/10/18)
FOULS	20	SAINT JOSEPH'S (11/24/18)
	20	at Notre Dame (11/17/18)

## OPPONENT HIGHS

POINTS	100	at UIC (11/15/18)
	85	SAINT JOSEPH'S (11/24/18)
	84	at Duquesne (11/10/18)
	81	RADFORD (11/20/18)
	73	at Notre Dame (11/17/18)
FIELD GOALS MADE	36	at UIC (11/15/18)
	32	RADFORD (11/20/18)
	32	at Duquesne (11/10/18)
FIELD GOAL ATTEMPTS	64	at UIC (11/15/18)
	63	at Notre Dame (11/17/18)
FIELD GOAL PERCENTAGE	.582 (32-55)	RADFORD (11/20/18)
	.563 (36-64)	at UIC (11/15/18)
3 PT FIELD GOALS MADE	13	at UIC (11/15/18)
	12	at Duquesne (11/10/18)
3 PT FG ATTEMPTS	29	at UIC (11/15/18)
	26	at Duquesne (11/10/18)
3 PT FG PERCENTAGE	.545 (6-11)	HIGH POINT (11/07/18)
	.462 (12-26)	at Duquesne (11/10/18)
FREE THROWS MADE	21	SAINT JOSEPH'S (11/24/18)
	16	at Notre Dame (11/17/18)
FREE THROW ATTEMPTS	28	SAINT JOSEPH'S (11/24/18)
	23	at Notre Dame (11/17/18)
FREE THROW PERCENTAGE	.833 (15-18)	at UIC (11/15/18)
	.800 (12-15)	RADFORD (11/20/18)
REBOUNDS	40	at Notre Dame (11/17/18)
	35	HIGH POINT (11/07/18)
ASSISTS	19	at Duquesne (11/10/18)
	16	at UIC (11/15/18)
STEALS	11	at Duquesne (11/10/18)
	10	at Notre Dame (11/17/18)
BLOCKED SHOTS	5	at UIC (11/15/18)
	4	RADFORD (11/20/18)
TURNOVERS	13	HIGH POINT (11/07/18)
	12	at UIC (11/15/18)
FOULS	22	at UIC (11/15/18)
	20	HIGH POINT (11/07/18)

## WILLIAM &amp; MARY LOWS

POINTS	64	at Notre Dame (11/17/18)
	70	at Duquesne (11/10/18)
	72	RADFORD (11/20/18)
	79	HIGH POINT (11/07/18)
	87	SAINT JOSEPH'S (11/24/18)
FIELD GOALS MADE	22	at Notre Dame (11/17/18)
	26	at Duquesne (11/10/18)
FIELD GOAL ATTEMPTS	48	at Notre Dame (11/17/18)
	55	HIGH POINT (11/07/18)
FIELD GOAL PERCENTAGE	.456 (26-57)	at Duquesne (11/10/18)
	.458 (22-48)	at Notre Dame (11/17/18)
3 PT FIELD GOALS MADE	5	RADFORD (11/20/18)
	8	at Duquesne (11/10/18)
3 PT FG ATTEMPTS	20	at Duquesne (11/10/18)
	20	RADFORD (11/20/18)
3 PT FG PERCENTAGE	.250 (5-20)	RADFORD (11/20/18)
	.346 (9-26)	at Notre Dame (11/17/18)
FREE THROWS MADE	10	at Duquesne (11/10/18)
	11	at Notre Dame (11/17/18)
FREE THROW ATTEMPTS	13	at Notre Dame (11/17/18)
	15	RADFORD (11/20/18)
FREE THROW PERCENTAGE	.556 (10-18)	at Duquesne (11/10/18)
	.600 (12-20)	SAINT JOSEPH'S (11/24/18)
REBOUNDS	28	RADFORD (11/20/18)
	30	at Notre Dame (11/17/18)
ASSISTS	14	HIGH POINT (11/07/18)
	14	at Duquesne (11/10/18)
STEALS	3	HIGH POINT (11/07/18)
	3	at Duquesne (11/10/18)
BLOCKED SHOTS	1	at Notre Dame (11/17/18)
	2	RADFORD (11/20/18)
TURNOVERS	14	RADFORD (11/20/18)
	14	SAINT JOSEPH'S (11/24/18)
FOULS	14	RADFORD (11/20/18)
	15	at Duquesne (11/10/18)

## OPPONENT LOWS

POINTS	69	HIGH POINT (11/07/18)
	73	at Notre Dame (11/17/18)
	81	RADFORD (11/20/18)
	84	at Duquesne (11/10/18)
	85	SAINT JOSEPH'S (11/24/18)
FIELD GOALS MADE	26	HIGH POINT (11/07/18)
	26	at Notre Dame (11/17/18)
FIELD GOAL ATTEMPTS	55	RADFORD (11/20/18)
	57	SAINT JOSEPH'S (11/24/18)
FIELD GOAL PERCENTAGE	.413 (26-63)	at Notre Dame (11/17/18)
	.433 (26-60)	HIGH POINT (11/07/18)
3 PT FIELD GOALS MADE	5	at Notre Dame (11/17/18)
	5	RADFORD (11/20/18)
3 PT FG ATTEMPTS	11	HIGH POINT (11/07/18)
	14	RADFORD (11/20/18)
3 PT FG PERCENTAGE	.250 (5-20)	at Notre Dame (11/17/18)
	.357 (5-14)	RADFORD (11/20/18)
FREE THROWS MADE	8	at Duquesne (11/10/18)
	11	HIGH POINT (11/07/18)
FREE THROW ATTEMPTS	13	at Duquesne (11/10/18)
	15	RADFORD (11/20/18)
FREE THROW PERCENTAGE	.579 (11-19)	HIGH POINT (11/07/18)
	.615 (8-13)	at Duquesne (11/10/18)
REBOUNDS	28	RADFORD (11/20/18)
	30	SAINT JOSEPH'S (11/24/18)
ASSISTS	7	HIGH POINT (11/07/18)
	10	at Notre Dame (11/17/18)
STEALS	6	RADFORD (11/20/18)
	9	HIGH POINT (11/07/18)
	9	at UIC (11/15/18)
	9	SAINT JOSEPH'S (11/24/18)
BLOCKED SHOTS	0	SAINT JOSEPH'S (11/24/18)
	2	HIGH POINT (11/07/18)
	2	at Duquesne (11/10/18)
TURNOVERS	8	at Notre Dame (11/17/18)
	9	at Duquesne (11/10/18)
	9	SAINT JOSEPH'S (11/24/18)
FOULS	13	at Notre Dame (11/17/18)
	15	RADFORD (11/20/18)