

MBB Contact/Sports Information Director: Kris Sears **Phone:** (757) 221-3368 **Fax:** (757) 221-2989 **Email:** kasear@wm.edu

2016-17 W&M SCHEDULE AND RESULTS

Overall: 6-5 Home: 5-0 Away: 1-5 CAA: 0-0

NOVEMBER		
12	**BRIDGEWATER**	**W, 96-44**
14	at #12/12 Louisville TV: ACC RSN/WatchESPN	L, 58-91
19	**PRESBYTERIAN**	**W, 89-59**
23	at #3/6 Duke TV: ESPNU	L, 67-88
26	**LIBERTY**	**W, 79-70**
29	at Central Michigan TV: ESPN3	L, 81-91
DECEMBER		
3	at Hampton	L, 69-79
16	**MILLIGAN**	**W, 113-59**
19	**SAVANNAH STATE**	**W, 112-85**
22	at Rhode Island	L, 62-73
29	at Old Dominion	W, 65-54
31	at Northeastern*	2 PM
JANUARY		
2	at Hofstra*	4 PM
5	**ELON***	**7 PM**
7	**DREXEL***	**4 PM**
12	at UNCW*	7 PM
14	at Charleston*	4 PM
19	**JAMES MADISON***	**7 PM**
21	at Elon*	7 PM
26	**DELAWARE***	**7 PM**
28	**UNCW* TV:CSN**	**4 PM**
FEBRUARY		
2	**NORTHEASTERN***	**7 PM**
4	at Towson* TV:CSN	4 PM
9	at Drexel*	7 PM
11	**CHARLESTON* TV:CSN**	**2 PM**
16	at James Madison*	7 PM
18	at Delaware*	7 PM
23	**HOFSTRA***	**7 PM**
25	**TOWSON* TV:CSN**	**2 PM**
MARCH		
3-6	CAA Championship (North Charleston, S.C.)	

* Colonial Athletic Association game
Home Games are in **BOLD CAPS** and played at Kaplan Arena

Follow the Tribe on Social Media

@TRIBEMENSHOOPS

@TRIBEATHLETICS

@TRIBEGAMEDAY

Game 12: William & Mary (6-5, 0-0 CAA) at Northeastern (7-5, 0-0 CAA)

SATURDAY, DECEMBER 31, 2016 | 2 PM | BOSTON, MASS. | MATTHEWS ARENA | CAA.TV

Game Information

Location.....Boston, Mass.
TV.....CAA.TV
Radio.....Tribe Radio Network
.....92.3 FM The Tide, TribeAthletics.com
Live Stats.....TribeAthletics.com
All-Time Series.....W&M leads 11-10
Last Meeting.....W&M won 86-77 (2/4/16)

W&M

2016-17 Record (CAA).....6-5 (0-0)
Head Coach.....Tony Shaver
Record at W&M (Year).....182-230 (14th)
Last Game.....W&M 65, ODU 54 (12/29/16)

Northeastern

2016-17 Record (CAA).....7-5 (0-0)
Head Coach.....Bill Coen
Record at school (Year).....170-165 (11th)
Last Game.....NU 61, Oakland 59 (12/20/16)

Storylines

- W&M leads the all-time series with Northeastern at 11-10 following a series sweep in 2015-16. The Tribe has won five of the last seven meetings between the two teams, including two of the last three in Boston. Last season, W&M pulled out an 86-77 win at Matthews Arena.
- The Tribe had its three-game winning streak in CAA openers snapped last season at home against Towson. Saturday is the first CAA opener on the road for W&M since the 2011-12 season. The Green and Gold is 13-19 all-time in CAA openers with five wins coming under head coach Tony Shaver.
- After scoring a Ted Constant Center visitor record and career-high 36 points at ODU, senior Daniel Dixon is averaging 21.5 points per game over the last four contests. He is shooting 61.4 percent (27-of-44) from the field and 51.7 percent (15-of-29) from 3-point range during the stretch.
- The Tribe leads the CAA and ranks 32nd nationally at 17.2 assists per game. According to KenPom.com, W&M is 15th in the country in assist rate, dishing out assists on 64.2 percent of its made field goals.
- W&M is averaging 30.8 points and 13.2 rebounds per game off the bench this season. The Tribe has outscored its opponents off the bench in eight of its 11 games this season, including six contests with 30 or more points. Tribe players have totaled double-digit games off the bench on 13 occasions, including four-straight by senior Daniel Dixon.
- Over the last four games, W&M has improved its defensive numbers. The Tribe is holding foes to 67.8 points per game and shooting percentages of 35.4 overall and 24.6 from 3-point range.

Probable Game Starters

4 OMAR PREWITT
Sr. • G/F • 6-7 • 195
Mount Sterling, Ky./Montgomery County

G-GS	PPG	RPG	APG	FG%	3P%
11-10	13.8	5.5	2.5	.436	.340



NOTES: Team Captain ... Preseason First Team All-CAA ... Top active scorer in the CAA and 23rd among NCAA Division I players with 1,513 points ... Scored 20-plus points in four of the last seven games ... Became the second player in W&M history to total 1,500 points, 500 rebounds and 250 assists.

5 GREG MALINOWSKI
Jr. • G/F • 6-6 • 210
Chantilly, Va. / Episcopal

G-GS	PPG	RPG	FG%	3P%	FT%
11-4	8.3	3.0	..446	.439	.778



NOTES: Averaging 12.3 points per game over the last six, shooting 50 percent from the field and from 3-point range ... Scored in double figures in four-straight games, including a season-high 20 vs. Milligan ... Ranks fourth in the CAA in 3-point percentage and 13th in 3-pointers made (1.6).

10 CONNOR BURCHFIELD
Jr. • G • 6-4 • 177
Concord, N.C./Concord

G-GS	PPG	RPG	APG	FG%	3P%
11-4	7.6	1.9	1.2	.491	.500



NOTES: Ranks second in the CAA in 3-point percentage (50.0) and seventh in 3-pointers made (2.0) ... In his four starts is averaging 11 points and shooting 54.5 pct (12-of-22) from 3 ... Made multiple threes in six of W&M's 11 games ... Dished out a career-high seven assists vs. Savannah State.

34 DAVID COHN
RJr. • G • 6-2 • 168
Elmhurst, Ill./York/Colorado State

G-GS	PPG	RPG	APG	FG%	FT%
11-11	5.9	3.3	4.9	.389	.783



NOTES: Team captain ... Leads the CAA and ranks 48th nationally in assist-to-turnover ratio (2.7) ... Recorded his third career double-digit assist game with 10 vs. Savannah State ... Ranks fifth in the CAA in assists (4.9) ... Scored a season-high 10 points at URI ... Averaging 5.3 rpg in the last 3 contests.

41 JACK WHITMAN
RJr. • F • 6-9 • 235
Lexington, Ky./Lexington Catholic

G-GS	PPG	RPG	APG	FG%	FT%
10-10	10.4	6.8	1.0	.600	.613



NOTES: Ranks seventh in the CAA in rebounding (6.8) and 28th in scoring ... Posted his first career double-double (15 pts, 15 rebs) vs. Savannah State ... Ranks fourth in the CAA in offensive rebounds (2.8) ... Recorded a career-high 16 points vs. Presbyterian and vs. Liberty ... Scored 8 or more points in eight of his 10 games.

Reserves

Pos.	No.	Name	Ht.	Wt.	Cl./El.	G-GS	PPG	APG	RPG	FG%	FT%	3P%
G	0	Daniel Dixon	6-6	210	Sr./Sr.	11-7	14.2	1.7	3.5	.427	.875	.375
G	1	Jamison Glover	6-1	195	Jr./Jr.	2-0	1.0	0.0	0.5	1.000	.000	.000
G	11	Michael Schlotman	6-5	200	Sr./Jr.	6-0	1.7	1.5	1.7	.750	.667	.000
F	13	Nathan Knight	6-10	247	Fr./Fr.	11-1	7.9	1.0	5.0	.507	.528	.000
G	21	Oliver Tot	6-6	200	Jr./Jr.	11-0	1.3	1.2	0.7	.714	.429	.333
F	22	Paul Rowley	6-8	200	Jr./So.	11-8	6.4	1.1	2.9	.471	1.000	.429
G/F	23	Justin Pierce	6-6	205	Fr./Fr.	11-0	4.8	0.7	2.8	.449	.857	.188
G	24	Omar Mostafa	6-2	215	Fr./Fr.	3-0	1.0	0.7	0.3	.250	.000	.333

	**NOV. 12**	**BRIDGEWATER**	**W, 96-44**	The Tribe set a school record with 22 steals and held Bridgewater without a 3-point field goal (0-of-16). Justin Pierce scored 17 points in his collegiate debut, while Omar Prewit added 14.
	Nov. 14	at Louisville TV: ACC Network Extra	L, 58-91	W&M closed an early double-digit deficit to 34-31 with two minutes left in the first half, but UofL ended the half on a 10-0 run in rolling to the win. Nathan Knight led W&M with 14 points and seven rebounds.
	**NOV. 19**	**PRESBYTERIAN**	**W, 89-59**	The Green and Gold scored the game's first nine points and never looked back in routing Presbyterian. W&M hit 15 3-pointers and dished out 27 assists, both numbers ranking sixth in school history.
	Nov. 23	at Duke TV: ESPNU	L, 67-88	W&M jumped out to a five-point lead just four and a half minutes into the opening, but Duke answered with a 12-0 run and outdistanced W&M behind 50 percent shooting. Daniel Dixon and Jack Whitman led W&M with 13 each.
	**NOV. 26**	**LIBERTY**	**W, 79-70**	After Liberty tied the game at 66 with three minutes to go, the Tribe scored five straight points as part of a 9-1 run to hold off the Flames. Omar Prewitt scored 23 points, while Jack Whitman had 16 points and nine rebounds.
	Nov. 29	at Central Michigan TV: ESPN3	L, 81-91	Central Michigan used an 18-2 run in the early part of the first half and 59 combined points between Marcus Keene (36) and Braylon Rayson (23) to down W&M. Omar Prewitt had a 26-point, 13-rebound double-double.
	Dec. 3	at Hampton	L, 69-79	Hampton rallied from a 10-point halftime deficit with a 17-2 run in the second half and then held off the Tribe. Omar Prewitt produced his second-straight double-double with 21 points and 11 rebounds.
	**DEC. 16**	**MILLIGAN**	**W, 113-59**	The Tribe scored the game's first 21 points on the way to the second-most points in school history. W&M's 68 first-half points were the most in program annals and the 54-point margin of victory matched the Kaplan Arena record.
	**DEC. 19**	**SAVANNAH STATE**	**W, 112-85**	W&M knocked down a school-record 19 3-pointers and topped the century mark in back-to-back games for the first time in school history. Omar Prewitt led W&M with 21 points, while Jack Whitman added a 15-point, 15-rebound double-double.
	Dec. 22	at Rhode Island	L, 62-73	The Tribe cut an 18-point second half deficit to as little as three with five minutes remaining, but could get not get over the hump despite holding URI to 28.1 percent shooting in the second half. Daniel Dixon led W&M with 14 points.
	Dec. 29	at Old Dominion	W, 65-54	Daniel Dixon scored a Ted Constant Center opponent record 36 points to lead the Tribe charge against ODU. W&M limited the Monarchs to 30.3 percent from the field and just 3-of-23 from 3-point range.
	Dec. 31	at Northeastern *	2 PM	The Tribe has won two of the last three games in Boston against the Huskies, including an 86-77 triumph last season. In 2015-16, Omar Prewitt averaged 25.5 ppg vs. NU.
	Jan. 2	at Hofstra *	4 PM	Hofstra and W&M have split their last 18 meetings since 2008. After the Tribe won four straight in the series, HU won three contests last season, including 70-67 in the CAA Semifinals.
	**JAN. 5**	**ELON ***	**7 PM**	The Tribe has won four straight in the all-time series and lead it at 9-1. The Green and Gold is 3-0 all-time vs. Elon in Williamsburg, including an 89-67 triumph last season.
	**JAN. 7**	**DREXEL ***	**4 PM**	Since 2007, the Tribe leads the series with Drexel at 11-8, while the Dragons lead it overall at 21-13. Omar Prewitt scored a season-high 29 points against DU in Williamsburg in 2016.
	Jan. 12	at UNCW *	7 PM	UNCW leads the all-time series with the Tribe at 41-26, but the Tribe has won 13 of the last 20 contests. Last season, UNCW picked up a 97-94 overtime win in Wilmington.
	Jan. 14	at Charleston *	4 PM	W&M leads the series with CofC at 5-2 and all seven games have come since the Cougars joined the CAA. W&M picked up its first win in Charleston last season, 63-61.
	**JAN. 19**	**JAMES MADISON ***	**7 PM**	JMU leads the all-time series with the Tribe at 49-43, but W&M is 20-12 in 13 years against the Dukes under head coach Tony Shaver. Omar Prewitt averaged 19.8 ppg in the last four games vs. JMU.
	Jan. 21	at Elon *	7 PM	The Green and Gold swept the season series against the Phoenix last season, including a 75-65 win at Elon. Omar Prewitt and Daniel Dixon averaged 14 points per game against Elon in 2016.
	**JAN. 26**	**DELAWARE ***	**7 PM**	W&M snapped a nine-game losing streak to Delaware with a 94-79 win in Newark last season. The Tribe set a school record with 16 3-pointers. Connor Burchfield made 9-of-12 3s vs. UD in 2016.
	**JAN. 28**	**UNCW *** TV: Comcast SportsNet	**4 PM**	The Tribe has won eight of the last nine games in the series, including an 87-69 triumph in Williamsburg. David Cohn averaged 17.5 points and 8.5 assists per game against UNCW last season.
	**FEB. 2**	**NORTHEASTERN ***	**7 PM**	W&M swept the season series last season, including a 78-60 win in Williamsburg. The Tribe leads the close series at 11-10 overall, but have dominated behind an 8-1 mark at home.
	Feb. 4	at Towson * TV: Comcast SportsNet	4 PM	The Green and Gold leads the all-time series with Towson at 17-15. The Tigers snapped a three-game W&M winning streak in the series by sweeping the season series in 2016.
	Feb. 9	at Drexel *	7 PM	The Tribe has won three straight against the Dragons in Philadelphia, including a 72-63 victory last season. Daniel Dixon tallied 19 points in the win at Drexel in 2016.
	**FEB. 11**	**CHARLESTON *** TV: Comcast SportsNet	**2 PM**	Since Charleston joined the CAA in 2014, W&M is 3-0 against the Cougars in Williamsburg. Omar Prewitt led W&M with 26 points in a 78-70 win over CofC at home last season.
	Feb. 16	at James Madison *	7 PM	W&M has won six of the last seven games with James Madison, including two of three last season. The Tribe upended the Dukes, 79-64, in the CAA Quarterfinals for win No. 20 in 2016.
	Feb. 18	at Delaware *	7 PM	Last season , the Green and Gold swept the series, including a 90-64 win in Williamsburg. Over the the last two years, Omar Prewitt is averaging 23.5 points per game against UD.
	**FEB. 23**	**HOFSTRA ***	**7 PM**	W&M is 7-6 against the Pride in Williamsburg and has won four of the last five at home against Hofstra. Greg Malinowski scored a career-high 22 points vs. HU in the CAA semifinals last season.
	**FEB. 25**	**TOWSON *** TV: Comcast SportsNet	**2 PM**	The Tribe holds a 17-15 advantage in the all-time series with Towson, including a 10-5 advantage in Williamsburg. Daniel Dixon averaged 15 ppg in the last two years vs. TU.
	Mar. 3-6	CAA Championship		In four of the last nine seasons, the Tribe advanced to the CAA Championship Game. Since 2008, W&M has won 11 CAA Tournament games, more than any other program.

MEDIA INFORMATION

William and Mary Sports Information
Kris Sears, Sports Information Director (MBB Contact)
Office: (757) 221-3368
Cell: (765) 860-1205
E-mail: kasear@wm.edu
Fax: (757) 221-2989
Website: www.TribeAthletics.com

CAA Telephonic Press Conferences
Members of the media are invited to participate in the CAA weekly telephonic press conference series. The first call will occur on January 3 and then will run each Tuesday through Feb. 28. CAA coaches will be available to answer questions beginning at 10 a.m. The weekly lineup is listed below. The phone number to take part in the call is 877-805-0692. Members of the media should contact Rob Washburn (804-525-1219) at the CAA office with any questions. Comments from the call will be available on the web at www.caasports.com each Tuesday afternoon.

10:00 am	Earl Grant, CofC
10:08 am	Bill Coen, Northeastern
10:16 am	Joe Mihalich, Hofstra
10:24 am	Tony Shaver, William & Mary
10:32 am	Kevin Keatts, UNCW
10:40 am	Matt Matheny, Elon
10:48 am	Louis Rowe, James Madison
10:56 am	Pat Skerry, Towson
11:04 am	Martin Ingelsby, Delaware
11:12 am	Zach Spiker, Drexel

William and Mary Radio Network
Teaming up once again to call all the action of Tribe basketball over the airwaves will be Jay Colley, and Charlie Woollum. It will be the 13th season teaming together for Colley and Woollum.

The flagship stations for the radio network are WYTD, 92.3 FM, and WBACH, 107.9 FM. W&M games can be heard on all of the following stations:

WYTD (92.3 FM)	Williamsburg
WBACH (107.9 FM)	Williamsburg

Tribe basketball games can also be heard live via the Internet. Go to the W&M website: www.TribeAthletics.com and click on the "Live Audio" link for more information.

On the Internet
For complete coverage of all 23 of William & Mary's teams on the Internet, go to www.TribeAthletics.com. The official site of Tribe athletics features the most recent press releases, statistics and schedule information, as well as the latest basketball game notes and season updates.

TribeAthletics TV
All W&M home games will be broadcast live in HD on Tribe Athletics TV. The broadcast on Tribe Athletics TV will be FREE and streamed via Stretch Internet as part of the league's CAA.TV package.

SCOUTING NORTHEASTERN

• Northeastern enters the CAA opener with the Tribe at 7-5 and coming off an 11-day break. The Huskies have won three straight, all on the road, including an impressive 81-73 triumph at Michigan State. NU also owns a major conference win at UConn, 64-61, in November.
• The Huskies have played the majority of their games away from home this season, going 4-4 on the road and 1-1 in neutral site contests. They are just 2-0 at home with a season-opening win over Boston University, 87-77, and a 73-70 triumph over Kent State on Nov. 27. Most recently, T.J. Williams hit a runner at the buzzer to give NU a 61-59 road win at Oakland on Dec. 20.
• Offensively, NU averages 72.8 points per game and ranks third in the CAA in both field goal percentage (46.3) and 3-point percentage (36.2). They allow 71.3 points per game, and teams shoot 44.1 percent from the field and 36.6 percent on 3-point attempts.
• Senior guard T.J. Williams is the engine behind the Huskies. He leads the CAA in both scoring (21.5) and assists per game (5.8), while shooting 51.9 percent from the field and 41.9 percent on 3-point attempts. Williams owns a pair of CAA Player of the Week awards and has eight 20-point contests this season.
• Graduate transfer Alex Murphy, who spent time at both Duke and Florida, is second on the team and 10th in the CAA at 14 points per game. He averages a team-best 5.5 rebounds per game, which is 18th in the CAA. Sophomore Jeremy Miller added averages of 9.5 points, 5.1 rebounds and 1.3 blocked shots per game..
• By virtue of its series sweep last season, W&M holds a slim 11-10 advantage in the all-time series. During the 2016 campaign, the Tribe topped the Huskies, 78-60, in Williamsburg and 86-77 in Boston. W&M has won five of the last seven meetings between the two teams, including two of the last three in Boston.

TRIBE CAREER VS. NORTHEASTERN

CONNOR BURCHFIELD

Date	Starts	Min	FG-A	Pct	3FG-A	Pct	FT-A	Pct	O-D	Tot	A	TO	B	S	Pts
2/18/15		12	1-1	1.000	1-1	1.000	0-0	.000	0-0	0	0	0	0	0	3
3/9/15		7	0-1	.000	0-1	.000	0-0	.000	0-3	3	0	0	0	0	0
1/9/16		12	0-0	.000	0-0	.000	0-0	.000	0-4	4	0	2	0	0	0
2/4/16		12	1-2	.500	1-2	.500	0-0	.000	0-1	1	1	0	0	0	3
Totals	**4/0**	**43-10.8**	**2-4**	**.500**	**2-4**	**.500**	**0-0**	**.000**	**0-8**	**8-2.0**	**1**	**2**	**0**	**0**	**6-1.5**

DAVID COHN

Date	Starts	Min	FG-A	Pct	3FG-A	Pct	FT-A	Pct	O-D	Tot	A	TO	B	S	Pts
1/9/16	*	31	4-6	.667	2-2	1.000	0-2	.000	1-4	5	7	1	1	3	10
2/4/16	*	34	3-5	.600	0-0	.000	3-5	.600	0-3	3	7	3	0	0	9
Totals	**2/2**	**65-32.5**	**7-11**	**.636**	**2-2**	**1.000**	**3-7**	**.429**	**1-7**	**8-4.0**	**14**	**4**	**1**	**3**	**19-9.5**

DANIEL DIXON

Date	Starts	Min	FG-A	Pct	3FG-A	Pct	FT-A	Pct	O-D	Tot	A	TO	B	S	Pts
2/8/14		7	0-2	.000	0-1	.000	0-0	.000	0-1	1	1	1	0	0	0
2/22/14		13	2-4	.500	1-2	.333	1-1	1.000	0-2	2	0	0	0	1	6
1/24/15	*	32	1-5	200	1-4	.250	2-2	1.000	0-2	2	2	2	2	2	5
3/9/15	*	28	5-12	.417	5-9	.556	0-1	.000	0-4	4	1	0	0	1	15
1/9/16	*	28	6-12	.600	3-6	.500	0-0	.000	0-3	3	3	1	2	1	15
2/4/16	*	31	7-13	.538	2-6	.333	4-4	1.000	0-5	5	3	1	0	1	20
Totals	**6/4**	**139-23.2**	**21-48**	**.438**	**12-28**	**.429**	**7-8**	**.875**	**0-17**	**17-2.8**	**10**	**5**	**4**	**6**	**61-10.2**

JAMISON GLOVER

Date	Starts	Min	FG-A	Pct	3FG-A	Pct	FT-A	Pct	O-D	Tot	A	TO	B	S	Pts
1/9/16		2	0-1	.000	0-0	.000	0-0	.000	0-0	0	0	0	0	0	0
Totals	**1/0**	**2-2.0**	**0-1**	**.000**	**0-0**	**.000**	**0-0**	**.000**	**0-0**	**0-0.0**	**0**	**0**	**0**	**0**	**0-0.0**

GREG MALINOWSKI

Date	Starts	Min	FG-A	Pct	3FG-A	Pct	FT-A	Pct	O-D	Tot	A	TO	B	S	Pts
1/24/15		12	1-4	.250	0-2	.000	0-0	.000	0-1	1	1	0	0	0	2
2/18/15		27	3-4	.750	3-4	.750	0-0	.000	0-1	1	0	1	1	0	9
3/9/15		21	1-5	.200	1-3	.333	0-0	.000	1-2	3	0	1	0	0	3
1/9/16		18	3-8	.375	0-2	.000	2-2	1.000	0-2	2	0	0	2	0	8
2/4/16		21	2-5	.400	1-3	.333	1-3	.333	0-4	4	0	1	0	2	6
Totals	**5/0**	**99-19.8**	**10-26**	**.385**	**5-14**	**.357**	**3-5**	**.600**	**1-10**	**11-2.2**	**1**	**3**	**3**	**2**	**28-5.6**

OMAR PREWITT

Date	Starts	Min	FG-A	Pct	3FG-A	Pct	FT-A	Pct	O-D	Tot	A	TO	B	S	Pts
2/8/14		27	1-4	.250	1-3	.333	10-10	1.000	0-2	2	1	2	0	0	13
2/22/14		27	3-6	.500	1-3	.333	2-2	1.000	1-5	6	4	1	1	0	9
1/24/15	*	35	6-11	.545	1-3	.333	6-9	.667	1-4	5	3	1	3	3	19
2/18/15	*	31	5-11	.455	2-6	.333	0-0	.000	0-3	3	2	2	0	2	12
3/9/15	*	32	1-7	.143	0-2	.000	2-2	1.000	0-2	2	2	2	0	2	4
1/9/16	*	32	10-13	.769	3-4	.750	0-1	.000	1-4	5	4	3	1	0	23
2/4/16	*	34	12-18	.667	0-2	.000	4-6	.667	1-4	5	0	2	0	0	28
Totals	**7/5**	**218-31.1**	**38-70**	**.543**	**8-23**	**.348**	**24-30**	**.800**	**4-24**	**28-4.0**	**16**	**13**	**5**	**7**	**108-15.4**

PAUL ROWLEY

Date	Starts	Min	FG-A	Pct	3FG-A	Pct	FT-A	Pct	O-D	Tot	A	TO	B	S	Pts
1/9/16		1	0-0	.000	0-0	.000	0-0	.000	0-0	0	0	0	0	0	0
Totals	**1/0**	**1-1.0**	**0-0**	**.000**	**0-0**	**.000**	**0-0**	**.000**	**0-0**	**0-0.0**	**0**	**0**	**0**	**0**	**0-0.0**

MICHAEL SCHLOTMAN

Date	Starts	Min	FG-A	Pct	3FG-A	Pct	FT-A	Pct	O-D	Tot	A	TO	B	S	Pts
2/18/15	*	12	0-1	.000	0-0	.000	0-0	.000	0-1	1	0	0	0	0	0
3/9/15		0+	0-0	.000	0-0	.000	0-0	.000	0-0	0	0	0	0	0	0
1/9/16		1	0-0	.000	0-0	.000	0-0	.000	0-0	0	0	0	0	0	0
Totals	**3/1**	**13-4.3**	**0-1**	**.000**	**0-0**	**.000**	**0-0**	**.000**	**0-1**	**1-0.3**	**0**	**0**	**0**	**0**	**0-0.0**

OLIVER TOT

Date	Starts	Min	FG-A	Pct	3FG-A	Pct	FT-A	Pct	O-D	Tot	A	TO	B	S	Pts
1/24/15		10	2-2	1.000	1-1	1.000	0-0	.000	1-1	2	1	0	0	0	5
2/18/15		4	0-2	.000	0-1	.000	0-0	.000	0-0	0	0	0	0	0	0
3/9/15		4	0-1	.000	0-0	.000	0-0	.000	0-0	0	0	0	0	0	0
1/9/16		8	0-0	.000	0-0	.000	0-0	.000	0-0	0	1	1	0	0	0
2/4/16		4	0-0	.000	0-0	.000	0-0	.000	0-0	0	0	1	0	0	0
Totals	**5/0**	**30-6.0**	**2-5**	**.400**	**1-2**	**.500**	**0-0**	**.000**	**1-1**	**2-0.4**	**2**	**2**	**0**	**0**	**5-1.0**

JACK WHITMAN

Date	Starts	Min	FG-A	Pct	3FG-A	Pct	FT-A	Pct	O-D	Tot	A	TO	B	S	Pts
2/18/15		4	0-0	.000	0-0	.000	2-2	1.000	0-2	2	0	0	1	0	2
3/9/15		0+	0-0	.000	0-0	.000	0-0	.000	0-0	0	0	0	0	0	0
1/9/16		19	3-4	.750	0-0	.000	1-2	.500	2-2	4	1	0	5	1	7
2/4/16		14	1-3	.333	0-0	.000	1-2	.500	0-1	1	0	0	0	0	3
Totals	**4/0**	**37-9.3**	**4-7**	**.571**	**0-0**	**.000**	**4-6**	**.667**	**2-5**	**7-1.8**	**1**	**0**	**6**	**1**	**12-3.0**

ONE FOR THE AGES

• Senior Daniel Dixon enjoyed the best game of his W&M career at Old Dominion, scoring 36 points on 11-of-15 shooting, including 5-of-7 from 3-point range, and a 9-of-10 effort at the charity stripe.

• The 36 points were a Ted Constant Center opponent record, bettering the old mark of 35 set by Cleveland State's Norris Cole in 2011. Cole went on to win two NBA Championships with the Miami Heat and spent five years in the league.

• Dixon's effort was the 13th-best single-game performance in Tribe history and just the 16th game in which a W&M player scored 36 or more points. It was only the seventh game of 36 or more points for a W&M player since 1970.

• Over the last four games, Dixon has been on a tear, averaging 21.5 points per game. He is shooting 61.4 percent (27-of-44) from the field and 51.7 percent (15-of-29) from 3-point range. Dixon is also averaging nearly four 3-pointers made per contest during the stretch.

• With his recent outburst, Dixon is only 65 points away from becoming the 39th player in W&M history with 1,000 career points. He would be the 12th player under head coach Tony Shaver to record 1,000 points, which is the most for any W&M coach.

• Dixon currently leads W&M and ranks ninth in the CAA at 14.2 points per game.

IMPROVED DEFENSE

• Since returning from the final exam break at the College, the Tribe has been a much improved defensive team compared to the first seven games of the season.

• Over the last four contests, the Tribe has held its opponents to 67.8 points per game with shooting percentages of 35.4 percent (98-of-277) overall and 24.6 percent (30-of-122) from 3-point range. Those numbers are an improvement from the first seven games of 74.6 points per game, 44.9 percent (183-of-408) from the field and 35.4 percent (58-of-164) on 3-point attempts.

• Each of the Tribe's last four opponents have failed to shoot 40 percent from the field and 32 percent from 3-point range. W&M limited its most recent foe, Old Dominion, to 30.3 percent from the field, including just 3-of-23 (13 percent) from 3. The field goal percentage was a low for a W&M opponent in 2016-17.

• In each of the last three games, the Tribe defense held opponents to sub 30-percent shooting halves. Against Savannah State, W&M limited the Tigers to 29.7 percent shooting in the first 20 minutes, before holding Rhode Island to only 28.1 percent in the second half. The Green and Gold defense relegated ODU to 29 percent from the floor in the first half.

• The Tribe has held two of the last four opponents to less than 60 points. In total, W&M is 4-0 this season when holding foes below the mark. The Green and Gold has won 20-straight games since 2013 when limiting its foes to less than 60 points.

• With its recent defensive success, the Tribe improved to fourth in the CAA in field goal percentage defense (.410) and 3-point percentage defense (.308). W&M is in the top 100 in both categories nationally as well, coming in 68th in 3-point percentage defense and 98th in field goal percentage defense.

IN THE NATIONAL RANKINGS

The Tribe ranks among the top 100 nationally in a number of statistical categories. Here is a look at where W&M ranks nationally (as of Dec. 30):

3-Pointers Made Per Game	22nd (9.8)
Defensive Rebounds Per Game	29th (28.6)
Assists Per Game	32nd (17.2)
Blocked Shots Per Game	41st (5.3)
Assist-to-Turnover Ratio	44th (1.32)
Fewest Fouls Per Game	45th (16.8)
Scoring Offense	49th (81.0)
3-Point Percentage Defense	68th (30.8)
3-Point Percentage	76th (37.8)
Rebounds Per Game	80th (39.1)
Scoring Margin	81st (8.9)
Field Goal Percentage	90th (46.6)
Field Goal Percentage Defense	98th (41.0)

PRODUCTION IN RESERVE

• The bench has been a valuable component for the Tribe, giving W&M important minutes and production. The Green and Gold bench is averaging 30.8 and 13.2 rebound per game this season.

• It marks the fourth time in the last 15 years that W&M has averaged 20 or more points per game off the bench. The Tribe also did it in 2006 (28.0), 2005 (23.2) and 2014 (24.0).

• Last season, the Tribe averaged 17.9 points and 9.0 rebounds per game off the bench, while shooting 49.8 percent (202-of-406) from the field and 41.6 percent (77-of-185) from 3-point range.

• In 2016-17, the Tribe has outscored its opponents off the bench in seven of its 10 games, producing 20-point performances on seven occasions.

• Since 2013-14, the Tribe is 33-16 (.673) when scoring 20 or more points off the bench, and 23-8 (.742) over the last two seasons when outscoring its foes in bench points.

• The Green and Gold reserves have scored 30 or more points on six occasions this season and are 5-1 in those contests. Over the last three years, the Tribe is 12-3 when scoring 30 or more points off the bench.

• The Tribe has 13 double-digit scoring performances off the bench. Senior Daniel Dixon leads the way with four double-digit efforts over the last four games as a reserve. Junior Greg Malinowski owns three games of 10 or more points off the bench. Freshmen Nathan Knight and Justin Pierce both have two double-digit scoring games as reserves, while both junior Connor Burchfield and sophomore Paul Rowley each have one.

GENERAL INFORMATION

Name	The College of William & Mary
Location	Williamsburg, Va.
Founded	1693 (2nd oldest college in U.S.)
Enrollment (includes graduate)	8,437
Nickname	Tribe
Colors	Green, Gold and Silver
Arena (capacity)	Kaplan Arena at W&M Hall (8,600)
Affiliation	NCAA Division I
Conference	Colonial Athletic Association
President	W. Taylor Reveley (Princeton, 1965)
Chancellor	Robert M. Gates (William and Mary, 1965)
Director of Athletics	Terry Driscoll (Boston College, 1969)
Ticket Office Phone	(757) 221-3340

MEN'S HOOPS INFO

Head Coach	Tony Shaver (North Carolina, 1976)
Record at W&M	182-230 (14th Season)
Career Record	540-351 (31st Season)
Associate Head Coach	Jonathan Holmes (North Carolina, 2003)
Assistant Coaches	Kotie Kimble (Coastal Carolina, 2007)
	Austin Shaver (Virginia, 2007)
Director of Basketball Operations	Luke Ford (Virginia, 2014)
2015-16 Record	20-11
Conference Record/Finish	11-7/T3rd
CAA Tournament Record	1-1 (.500)
Starters Returning/Lost	3/2
Letterwinners Returning/Lost	11/2
First Year of Basketball	1905-06
All-Time Record	1194-1360 (.467)

W&M INDIVIDUAL SUPERLATIVES

	14-15	15-16	16-17	Career
Double-Digit Scoring Games				
Omar Prewitt	20	27	8	74
Daniel Dixon	14	18	8	41
David Cohn	-	15	1	19
Greg Malinowski	3	8	5	16
Connor Burchfield	1	7	3	10
Jack Whitman	-	-	5	5
Paul Rowley	-	-	4	4
Nathan Knight	-	-	3	3
Justin Pierce	-	-	2	2
30-Point Games				
Omar Prewitt	2	-	-	2
Daniel Dixon	-	-	1	1
20-Point Games				
Omar Prewitt	5	13	4	25
Daniel Dixon	3	4	3	10
David Cohn	-	2	-	2
Connor Burchfield	-	1	1	2
Greg Malinowski	-	1	1	2
10-Rebound Games				
Omar Prewitt	1	2	2	5
Jack Whitman	-	-	1	1
Paul Rowley	-	-	1	1
Nathan Knight	-	-	1	1
Daniel Dixon	1	-	-	1
Greg Malinowski	-	1	-	1
10-Assist Games				
David Cohn	-	2	1	3
5-Assist Games				
David Cohn	-	15	5	20
Omar Prewitt	2	2	2	6
Oliver Tot	2	-	-	2
Daniel Dixon	-	1	1	2
Michael Schlotman	-	-	1	1
Double-Doubles				
Omar Prewitt	1	2	2	5
Jack Whitman	-	-	1	1
Nathan Knight	-	-	1	1
Paul Rowley	-	-	1	1
Daniel Dixon	1	-	-	1
Greg Malinowski	-	1	-	1
David Cohn	-	1	-	1

TALE OF THE TAPE

Series History ..... W&M leads 11-10
Last Meeting..... W&M won 86-77 (2/4/16)

Overall Stats	**W&M**	**NU**
Points Per Game	81.0	72.8
Opp. Points Per Game	72.1	71.2
Scoring Differential	+8.9	+1.6
Field Goal Percentage	.466	.463
Opp. Field Goal Percentage	.410	.441
3-Point Percentage	.378	.362
Opp. 3-Point Percentage	.308	.366
Free Throw Percentage	.689	.695
Opp. Free Throw Percentage	.711	.678
Rebounds Per Game	39.1	34.6
Off. Rebounds Per Game	10.5	9.1
Def. Rebounds Per Game	28.6	25.5
Opp. Reb. Per Game	35.5	32.5
Opp. Off. Reb. Per Game	11.0	9.5
Opp. Def. Reb. Per Game	24.5	23.0
Rebound Differential	+3.6	+2.1
Assists Per Game	17.2	14.0
Opp. Assists Per Game	13.0	13.9
Turnovers per game	13.0	14.2
Opp. Turnovers per game	12.1	12.5
Steals Per Game	6.2	6.0
Opp. Steals Per Game	6.6	6.5
Block Shots Per Game	5.3	3.4
Opp. Block Shots Per Game	4.2	4.4

Conference Stats *	**W&M**	**NU**
Points Per Game	77.9	72.0
Opp. Points Per Game	73.9	70.9
Scoring Differential	+3.9	+1.1
Field Goal Percentage	.488	.439
Opp. Field Goal Percentage	.440	.456
3-Point Percentage	.367	.371
Opp. 3-Point Percentage	.358	.337
Free Throw Percentage	.732	.716
Opp. Free Throw Percentage	.683	.652
Rebounds Per Game	35.3	32.6
Off. Rebounds Per Game	7.9	7.8
Def. Rebounds Per Game	27.4	24.8
Opp. Reb. Per Game	33.7	36.5
Opp. Off. Reb. Per Game	9.7	10.6
Opp. Def. Reb. Per Game	24.0	25.9
Rebound Differential	+1.6	-3.9
Assists Per Game	17.1	15.6
Opp. Assists Per Game	14.2	15.3
Turnovers per game	10.3	11.7
Opp. Turnovers per game	10.4	11.3
Steals Per Game	5.3	5.3
Opp. Steals Per Game	5.5	5.7
Block Shots Per Game	3.8	3.1
Opp. Block Shots Per Game	3.3	3.3

* 2015-16 stats

PREWITT REACHING MILESTONES

• In each of the Tribe's last three games, senior Omar Prewitt reached career milestones in points, rebounds and assists. In fact, Prewitt became only the second player in W&M history, along with John Lowenhaupt, to tally 1,500 points, 500 rebounds and 250 assists over his career. Lowenhaupt, who played for the Tribe from 1975-78, is one of six players in W&M to have his number retired.
• At Old Dominion on Dec. 29, Prewitt dished out his 250th career assists, the 18th player in W&M to accomplish the feat. With his 12 points at Rhode Island, Prewitt surpassed the 1,500-point mark for his career. Coupled with reaching the 500-rebound plateau against Savannah State, he became just the fifth player in W&M history to reach both milestones in a career.
• He joined a group that includes Jeff Cohn (2,003 points/1,679 rebounds – 1958-61), John Lowenhaupt (1,866 points/669 rebounds – 1975-78), Thomas Roberts (1,765 points/655 rebounds – 1990-93) and Quinn McDowell (1,621 points/599 rebounds – 2009-12) with 1,500 points and 500 rebounds in a W&M career.
• Prewitt recorded his 500th career rebound against Savannah State, becoming the 30th player in Tribe history to accomplish the feat. He is the eighth player in program lore with 1,500 career points.

LIGHTING UP THE SCOREBOARD

• The Tribe lit up the scoreboard in back-to-back wins over Milligan and Savannah State to the tune of 113 and 112 points, respectively. It marked the first time in the 112-year history of W&M basketball that the program topped the century mark in back-to-back games.
• After scoring 80 or more points in 13 games last season, including four contest with 90-plus, the Tribe is once again flexing its offensive muscle this season scoring 80 or more points in five of its 11 contests. W&M is averaging 81 points per game in 2016-17, which ranks second in the CAA and 49th nationally. It would rank second in program history behind the school record of 81.4 points per game set in 1955.
• Over the last four seasons, W&M has scored 80 or more points in a game on 37 occasions. The Tribe is 32-5 (.865) over the stretch when accomplishing the feat. Over head coach Tony Shaver's first 10 seasons at W&M, the Tribe scored 80 or more points 39 times with the record of 29-10 in those contests.
• The Green and Gold scored 76.9 points per game in 2015-16. It was the sixth-best scoring average in program history and the best since 1970.
• Each of the last four seasons, the Tribe produced point totals among the top 10 in program history. Since 2010, W&M tallied five of the top 10 scoring seasons in Green and Gold annals, including a school-record 2,414 points in 2015.
• W&M has ranked among the top three in the CAA in scoring each of the last four years, the only program in the league to do so.

MALINOWSKI FINDING HIS FORM

• After missing the majority of the preseason due to injury, junior Greg Malinowski has started to find his form recently. Over the last six games, Malinowski is averaging 12.3 points, while shooting 50 percent (26-of-52) from the field and 50 percent (15-of-30) from 3-point range.
• He came off the bench in W&M's first seven games while working his way back from injury, before earning starts in each of the last four contests. Malinowski led the Tribe with 20 points on 7-of-14 shooting, including a 3-of-7 effort from 3-point range, in his first start against Milligan and followed it up with 14 points on 5-of-6 shooting (3-of-4 from 3) vs. Savannah State. Those performances came on the heels of back-to-back 14-point efforts at Central Michigan and Hampton.
• Malinowski scored in double figures in four-straight games for the first time in his career. Last season he posted back-to-back double-digit efforts on the road at Charleston (10) and UNCW (12).
• He has totaled five double figure contests this season. During his first two seasons, he was the Tribe's top scorer off the bench. He owns 16 games of double-digit scoring for his career, and W&M is 11-5 in those contests.
• With his recent offensive outburst, Malinowski currently ranks fourth in the CAA in 3-point percentage (43.9) and 13th in 3-pointers made per game (1.6).
• For his career, Malinowski ranks fifth in Tribe history shooting 39.4 percent (82-of-208) from 3-point range.

DOWN RIGHT OFFENSIVE

• Along with posting back-to-back 100-point games for the first time in school history, the Tribe enjoyed several historic offensive numbers in wins over Milligan and Savannah State.
• The 113 points against the Buffaloes on Dec. 16 was tied for the second most in school history, while the 112 points vs. Savannah State was the fourth-best total. It marked just the fourth and fifth games of at least 110 points in program history and first two under head coach Tony Shaver.
• In the win over Milligan, W&M scored a program-record 68 first-half points. It topped the previous school mark for points in a half of 64 set against Virginia Tech in 1955.
• The Green and Gold also connected on a season-high 60.6 percent from the field against Milligan. It marked the Tribe's best shooting performance since hitting on 64.8 percent (35-of-54) in 100-79 win over Hofstra in 2015. It was the 10th time under Shaver that W&M shot 60 percent or better from the field. W&M is 10-0 in those contests.
• The Tribe's 40 made field goals against the Buffaloes was the fifth-best single-game total in school history.
• Against Savannah State, the Green and Gold hit a school-record 19 3-pointers, bettering the old mark of 16 set on five occasions. It was the third-best single-game total in CAA history and the fifth most in the country this season.
• After having only a single game with six players in double figures during the previous 25 years, the Tribe has enjoyed six double-digit scorers in each of the last two games. In fact, eight different players have scored 10 or more points in a game for the Green and Gold over the last two contests.
• The Tribe's 54-point margin of victory over Milligan tied the largest in Kaplan Arena history along with the Green and Gold's 105-51 win over Christopher Newport in 1976.

DOUBLE-DIGIT 3-POINTERS

• Over the last eight seasons, W&M is averaging nearly 12 games of double-digit 3-pointers per campaign, meaning it hits 10 or more 3-pointers in a more than a third of its games each year. This season, the Tribe has knocked down double-digit 3-pointers in five to its 11 games.
• Along with setting a school-record with 19 3-pointers against Savannah State, W&M ranks second in the CAA and ranks 22nd nationally at 9.8 3-pointers made per game.
• In program history, W&M has hit 15 or more 3-pointers on 19 occasions, and 15 of those have come under head coach Tony Shaver. Twice this season, the Green and Gold hit top-10 single-game 3-point totals. The Tribe connected on 15 against Presbyterian, which was the seventh-best total in program history, on Nov. 19 to go along with the school-record mark of 19 vs. Savannah State on Dec. 19.
• The Tribe is 65-43 under Shaver when hitting 10 or more 3-pointers. Of the Tribe's 108 games of double-digit triples under Shaver, 99 have come over the last nine years with W&M posting a 60-39 record.

DROPPING DIMES

• The Tribe has shared the basketball at a high level throughout the early part of the 2016-17 season and reached a new height in the win over Savannah State. W&M dished out 30 assists on its 36 made field goals, marking just the second game of 30 or more assists in school history. It ranks just behind the school-record mark of 33 set in 1995 against George Mason.
• Three times this season the Tribe dished out 20 or more assists in a game. W&M recorded 27 assists on its 32 made field goals in the win over Presbyterian on Nov. 19, before handing out 25 against Milligan.
• The 27 assists against Presbyterian rank as the seventh most in W&M history. The 25 assists against the Buffaloes rank 11th in program lore.
• The Tribe had seven games of 20 or more assists last season, which was the most since the 1995 campaign.
• W&M was 6-1 last season and 22-1 over the seven seasons when dishing out 20 or more assists in a game.

BOMBER PACKAGE

• The Tribe lineup possesses some of the top 3-point shooters in the Colonial Athletic Association. W&M has three of the top 12 in the CAA in 3-point percentage, including two top-five performers, and three of the top 13 in 3-pointers made per game.
• Junior Connor Burchfield, who led the country in 3-point percentage last season at 56.3 percent, ranks second in the CAA at 50 percent in 2016-17. He has connected on multiple triples in six of the Tribe's 11 games.
• Junior Greg Malinowski is fourth in the league at 43.9 percent from 3-point range. Malinowski connected on three or more 3-pointers in four of the last six games.
• After hitting 9-of-15 from 3-point range over the last two games, senior Daniel Dixon has increased his 3-point percentage to 37.5, ranking 12th in the CAA.
• Dixon tops the team and ranks third in the CAA at 2.5 3-pointers per game. Burchfield is seventh in the CAA at two 3-pointers per game, while Malinowski is 13th at 1.6 triples per contest.

BLOCK PARTY

• The Tribe leads the CAA and ranks 41st nationally at 5.3 blocked shots per game. It marks the third-straight season that W&M has ranked among the top 100 nationally and in the top three in the CAA in blocked shots.
• In 2015-16, the Tribe averaged 4.3 blocked shots per game, ranking third in the CAA and 77th nationally. During the 2014-15 campaign, the Green and Gold was second in the league and 85th in the country at 4.2 rejections per game.
• In its victory over Milligan on Dec. 16, the Tribe blocked 15 shots, which is the most in the CAA this season. It marked the most blocked shots for a Tribe team since the Green and Gold set a program record of 17 against George Mason in 1996. The 15 blocked shots rank fourth in program history.
• Along with ranking among the league and national leaders the last two season, the Tribe produced the third (137 in 2015) and fourth (132 in 2016) best single-seasons of blocked shots.

OH WHAT A KNIGHT

• In his first collegiate start vs. Milligan, freshman Nathan Knight tallied the first double-double of his young career. The Green and Gold rookie scored 14 points on 4-of-6 from the floor and 6-of-7 at the free throw line to go along with 10 rebounds. It was the first double-double for a W&M freshman since 2008.
• To make his night against the Buffaloes even more impressive, Knight blocked a W&M freshman record seven shots. His seven rejections rank fourth in W&M history and the most since David Cully's school-record 10 blocked shots against George Mason in 1996.
• It marked just the eighth game of seven or more blocked shots in school history. Knight is just the second player along with Cully, who owns the other seven contests, to have seven or more blocked shots in a game.
• Knight leads the CAA at 1.6 blocked shots per game, which is also 89th nationally. He ranks 22nd in the league in rebounding at five per contest.
• Along with his double-double vs. Milligan, Knight enjoyed double-digit performance at Louisville (14 points and seven rebounds) and Duke (11 points and five rebounds).

OFFENSIVE REBOUNDING AND SECOND CHANCE POINTS

• This season, W&M has outscored its opponents in second-chance points in six of its 11 games. The Tribe is 4-2 when it scores more second-chance points than its opponent. The Green and Gold has produced 10 or more points in eight of its 11 contests, going 5-3 in those contests.
• Over the last four seasons, the Tribe is 26-13 (.667) in games where it scores 10 or more second chance points. During that same stretch, W&M is 27-8 (.771) when outscoring its foes in second chance points.
• This season, W&M is averaging 10.7 second-chance points per game, which is the most for the Green and Gold is the most dating back to 2003. The last time the Tribe averaged 10 or more second-chance points was during the 2010 season (10.7).
• The Tribe is averaging 10.5 offensive rebounds with an offensive rebounding percentage of 29.9 this season. The offensive rebound average is the most since 12.1 in 2006, while the offensive rebounding percentage is the best since 2009 (32.0).

SCORING BREAKDOWN

Class	Pts	Pct.
Freshmen	143	16.0
Sophomore	70	7.9
Junior	370	41.5
Senior	308	34.6

Scoring	Pts	Pct.
Starters	552	62.0
Bench	339	38.0

Points in the Paint	Pts	APG
W&M	366	33.3
Opponents	318	28.9

Points off Turnovers	Pts	APG
W&M	155	14.1
Opponents	151	13.7

Bench Scoring	Pts	APG
W&M	339	30.8
Opponents	217	19.7

FT% Last 5 minutes + OT	FTM-A	Pct.
W&M	39-58	.672
Opponents	37-50	.740

FG% Last 5 minutes + OT	FGM-A	Pct.
W&M	38-96	.396
Opponents	32-87	.368

3FG% Last 5 minutes + OT	3FGM-A	Pct.
W&M	8-38	.211
Opponents	12-39	.308

LEADING SCORERS

5 - **Omar Prewitt** (14 at Louisville, 23 vs. Liberty, 26 at CMU, 21 at Hampton, 21 vs. SSU); **Daniel Dixon** (20 vs. Presbyterian, 13 at Duke, 20 vs. Milligan, 14 at URI, 36 at ODU)
1 - **Justin Pierce** (17 vs. Bridgewater); **Nathan Knight** (14 at Louisville); **Jack Whitman** (13 at Duke); **Connor Burchfield** (20 vs. Milligan); **Greg Malinowski** (20 vs. Milligan)

LEADING REBOUNDERS

4 - **Jack Whitman** (6 vs. Bridgewater, 6 vs. Presbyterian, 9 vs. Liberty, 15 vs. SSU)
3 - **Omar Prewitt** (5 at Duke, 13 at CMU, 11 at Hampton)
2 - **Nathan Knight** (7 vs. Louisville; 5 at Duke); **David Cohn** (6 at URI, 5 at ODU)
1 - **Justin Pierce** (6 vs. Bridgewater); **Michael Schlotman** (6 vs. Bridgewater); **Paul Rowley** (13 vs. Milligan); **Greg Malinowski** (6 at URI)

LEADING ASSISTS

8 - **David Cohn** (8 vs. Bridgewater, 4 vs. Louisville, 9 vs. Presbyterian, 7 at Duke, 4 vs. Liberty, 3 at CMU, 10 vs. SSU, 5 at URI)
3 - **Daniel Dixon** (3 at CMU, 5 at Hampton, 5 vs. Milligan)
1 - **Omar Prewitt** (4 vs. Liberty, 3 at ODU)
1 - **Michael Schlotman** (5 vs. Milligan)

TRIBE TRENDS

By Month...	14-15	15-16	16-17	Shaver Era
In November	5-1	4-2	3-3	37-42
In December	1-4	4-2	3-2	39-34
In January	8-2	7-2	0-0	51-76
In February	4-4	4-4	0-0	44-58
In March	2-3	1-1	0-0	12-18
Record in...				
Decided by 5 pts or less	6-5	3-5	0-0	56-59
Decided by 6-10 pts	3-3	6-3	1-2	41-70
Decided by 11 or more pts	11-5	11-3	5-3	90-115
At night (After 6 p.m.)	11-11	16-1	4-4	133-152
During the day	9-2	4-10	2-1	47-72
Decided in OT	1-0	1-1	0-0	7-13
Televised	8-8	6-7	0-3	40-75
Scoring...				
Less than 60 points	2-1	1-1	0-1	19-101
60-69 points	3-8	2-6	1-3	37-84
70-79 points	6-3	7-1	1-0	66-30
80-89 points	6-1	7-2	1-1	42-12
90-99 points	1-0	3-1	1-0	15-4
100 or more points	2-0	0-0	2-0	4-0
Allowing...				
Less than 60 points	10-0	2-0	4-0	73-21
60-69 points	4-4	13-2	0-0	70-65
70-79 points	5-4	4-5	1-2	36-78
80-89 points	0-5	1-1	1-1	4-46
90-99 points	1-0	0-3	0-2	1-17
100 or more points	0-0	0-0	0-0	0-3
Record When...				
Leading at the half	17-2	12-4	6-2	130-45
Trailing at the half	2-11	8-5	0-3	44-174
Tied at the half	1-0	0-2	0-0	8-11
Lead with 5 min. left	18-2	18-2	6-0	162-21
Trailing with 5 min. left	1-9	1-9	0-5	11-212
Tied with 5 min. left	1-2	1-0	0-0	7-5
Three in double digits	9-8	7-4	0-3	76-77
Four in double digits	5-1	9-3	1-1	51-33
Five in double digits	1-0	2-1	3-0	16-4
Shooting from the Field...				
50 percent or better	13-2	10-0	4-0	84-11
between 40 and 50%	6-7	9-10	2-4	80-109
Less than 40%	0-4	1-1	0-1	17-111
Opp. shooting 50%	1-6	1-4	0-1	10-90
Opp. shoots 40-50%	10-7	9-6	2-4	84-120
Opp. shoots less than 40%	9-0	10-1	3-0	87-24
Better than opponent	17-3	18-5	5-0	151-41
Worse than opponent	3-10	2-6	1-5	30-185
Hits 8 or more 3-pt. FGs	12-10	11-5	5-1	92-77
More 3-pt. FG than opp.	12-5	10-4	5-1	106-80
Shoots 50% from 3-pt. FGs	3-2	3-1	0-0	31-8
Shooting from the Free Throw Line...				
Makes More Than Opp.	16-5	16-4	5-2	148-71
Makes Less than Opp.	1-8	4-6	0-2	27-143
Shoots 70% or better	12-10	12-5	2-3	98-106
Opp. Shoots 70% or better	7-9	7-8	3-4	75-123
Rebounding...				
Outrebounding opp.	10-2	16-2	5-2	107-75
Outrebounded by opp.	10-11	4-7	1-3	65-137
Wins Offensive glass	6-5	8-3	3-2	58-105
Loses Offensive glass	12-7	11-6	1-3	108-109
Wins Defensive glass	16-1	17-2	6-3	149-64
Loses Defensive glass	3-10	3-7	0-2	29-142
Turnovers...				
Fewer Turnovers than opp.	7-6	9-5	4-0	85-66
More Turnovers than opp.	10-4	8-5	1-5	79-140
10 or fewer turnovers	6-9	11-4	3-1	62-50
more than 10 turnovers	14-4	9-7	3-4	118-180

PAUL ROWLEY NAMED NABC ALLSTATE GOOD WORKS TEAM NOMINEE

• Sophomore Paul Rowley was named a nominee for the 2017 Allstate NABC and WBCA Good Works Teams®. He was one of an all-time record 278 nominees nationally for the award.

• Rowley is one of 113 Division I men's basketball nominated. He is one of six CAA men's players and one of three men's players from the state of Virginia to be recognized. On the women's side, Tribe women's basketball senior Alexandra Masaquel was nominated, making W&M one of only 31 Division I programs nationally to have a male and female honoree.

• The Allstate NABC and WBCA Good Works Teams® recognizes players at all levels of college basketball whose charitable involvement and altruistic acts stand out amongst all other student-athletes participating in the sport. The players nominated embody the true spirit of teamwork and giving back.

• Rowley, who is on track to graduate in three years with a double major in finance and computer science, is a Monroe Scholar, a two-time W&M Provost Award winner and a member of the NABC Honors Court in 2016. He has helped with the W&M Student Athlete Advisory Council's (SAAC) annual Harvest Baskets event, which benefited FISH and Grove Christian Outreach, local community organizations in Williamsburg. He also volunteered as a tutor for high school students.

• On the court, Rowley is averaging 6.4 points and 2.9 rebounds per game, while shooting 42.9 percent from 3-point range.

• Two special voting panels will select 10-member teams from both the NABC and WBCA, comprised of five student-athletes from the NCAA Division I level and five student-athletes from Divisions II, III and the NAIA. The final roster of 20 award recipients will be unveiled in February.

3-POINT SHOOTING

• During each of the last 10 seasons, the Tribe has hit 200 or more 3-pointers, averaging 246 3-pointers per year. W&M owns three of the top six single-season 3-point field goal totals in Colonial Athletic Association history, including 295 in 2009-10 and 293 in 2014-15.

• According to KenPom.com, W&M has ranked among the top teams in the country in percentage of field goal attempts from 3-point range and in percentage of points scored from 3-point range. In seven of the last nine years, W&M has ranked among the top 30 nationally in percentage of field goal attempts coming from 3-point range. The Green and Gold was also among the top 50 in percentage of points from 3-pointers in eight of the last nine seasons, including five campaigns among the top 25 in the country. As of Dec. 30, W&M is 21st nationally in percentage of field goals coming from 3-point range (45.4) and 41st in percentage of points coming from 3-pointers (37.4).

• Over the last five seasons, the Tribe is shooting 38.5 percent (1146-of-2976) as a team from long range.

• The Green and Gold has ranked first or second in the CAA in 3-point percentage each of the last four seasons. The Tribe led the league in 2013, 2014 and 2015.

PREWITT POINTS

• Senior Omar Prewitt is the top returning scorer from both last season and for his career in the CAA. He currently ranks 11th in the league at 13.8 points per game this season. Prewitt has scored 20 or more points in four of W&M's last seven games.

• For the first time in his career, Prewitt produced back-to-back double-doubles. He tallied 26 points and 13 rebounds at Central Michigan on Nov. 29, before posting a 21-point, 11-rebound double-double at Hampton on Dec. 3.

• Prewitt's 1,513 career points rank first in the CAA, 23rd among NCAA Division I active players and eighth in Tribe history. He is 108 points behind Quinn McDowell (2009-12) for seventh.

• Prewitt, who led the CAA with 13 last season, has 25 games with 20 or more points. W&M is 16-9 in those contests. Prewitt scored career-high 33 points in the CAA semifinals against Hofstra in 2015 and had a season-high 29 against Drexel last season.

BECOMING THE (WHIT)MAN

• After serving as the Tribe's top reserve post player his first two seasons, redshirt junior Jack Whitman has seamlessly stepped into a starting forward position. He started all 10 of his appearances this season, averaging 10.4 points and 6.8 rebounds per game, while shooting 60 percent from the field.

• The Lexington, Ky., native currently ranks 28th in the CAA in scoring, seventh in rebounding and fourth in the offensive rebounding (2.8). He has scored in double figures in five of his last eight games.

• In W&M's 112-85 win over Savannah State, Whitman tallied his first career double-double with 15 points and 15 rebounds.

• Whitman notched a career-high 16 points on two occasions against Big South foes Presbyterian and Liberty and added a 13-point effort on a perfect 4-of-4 from the field in just 16 minutes at Duke. Against Presbyterian he connected on 5-of-6 from the field, while he was 8-of-11 at the charity stripe vs. Liberty. Most recently, he just missed a double-double with 12 points and eight rebounds at Central Michigan.

• According to KenPom.com, as of Dec. 30, Whitman ranks 30th nationally in offensive rebounding percentage, pulling down a rebound on 15.2 percent of the Tribe's offensive possessions. He is also eighth in the country at 8.2 fouls drawn per 40 minutes. Whitman is averaging over six free throw attempts per game and hitting nearly four per contest.

PREWITT AMONG ACTIVE NCAA DIVISION I LEADERS

• Senior wing Omar Prewitt ranks among the top 100 among NCAA division I players in six offensive categories and just outside the top 100 in another, as of Dec. 30.

• Prewitt is 23rd among NCAA Division I players in scoring with 1,513 career points, a number that also leads the CAA. He is also 49th among active D1 players in scoring average (14.1).

• In rebounding, Prewitt ranks 86th nationally among active D1 players (514), a total that is sixth among CAA players.

• He ranks 24th among active D1 players in field goals made (502), 33rd in free throws made (349) and 82nd in 3-pointers made (160).

• Prewitt is just outside the top 100 in assists, ranking 115th with 251 helpers over his career.

#RISINGTRIBE

HELPING HAND

• An important characteristic of the Tribe's offense under head coach Tony Shaver has been its ability to share the basketball. For the fourth straight season and eighth time in the last nine years, W&M eclipsed the 400-assist mark in 2015-16.

• The Tribe is once again dishing out assists at a high rate. W&M leads the CAA and ranks 32nd nationally at 17.2 per game in 2016-17. According to KenPom.com, the Tribe ranks 15th nationally in assist percentage (64.2), as of Dec. 30. That means that Green and Gold records an assist on nearly 65 percent of its made field goals.

• Last season, W&M dished out 500 assists for just the second time in school history, finishing with 501.

• The Tribe led the CAA and ranked 28th nationally at 16.2 assists per game in 2016. It marked the third time in the last four years that W&M led the CAA in assists.

• The 16.2 per game assist average ranked third in Tribe history and was the best since 1985.

• The Tribe ranked among the top 100 nationally in assists per game each of the last three years, including 39th in 2014-15 at 14.8.

• In 11 of Shaver's previous 13 seasons, W&M ranked among the top 100 in the country in assist percentage, according to KenPom.com. In fact, the Tribe has been among the top 50 in five of the last eight seasons. Assist percentage measures the percentage of made field goals assisted on by a team. Last season, the Tribe is 37th in assist percentage at 59.2.

THE DISH WITH DAVID COHN

• After joining the Tribe as a transfer from Colorado State, junior David Cohn has become a fixture at the point guard position in the Tribe lineup

• Cohn ranks fifth in the CAA and ranks 81st nationally at 4.9 assists per game this season.

• In W&M's 112-85 win over Savannah State, he tallied his third career double-digit assist game with 10 helpers compared to just two turnovers. He is the four W&M player with three career games of 10 or more assists and is just one behind the school-record holder, David Cox (1992-95) who had four. Cohn is tied with Scott Coval (1983-86) and Nick D'Antoni (2002-05).

• With his seven assists at Duke, Cohn surpassed the 200 mark for his career. He dished out 29 assists in his lone season at Colorado State and has 198 in his two seasons (42 games) with the Tribe.

• Last season, Cohn dished out 144 assists, the third-best total in program history. His assist average ranked second in the CAA and 93rd nationally.

• Cohn did a wonderful job taking care of the basketball as well in 2016 and that too has continued this season. He led the CAA and ranked 26th nationally in assist-to-turnover ratio (2.9) in 2015-16. This season, he leads the CAA and 48th nationally with a ratio of 2.7. His career assist-to-turnover ratio is 2.7.

• At UNCW last season, Cohn recorded his only career double-double with 14 points and a career-high 11 assists. Making his assist total even more impressive, Cohn only turned the ball over one time. It was the first performance in W&M history with at least 11 assists in a game compared to only one turnover.

WINNER-WINNER

• Over the last four years, the Tribe is the winningest program in the CAA both in terms of victories (66) and winning percentage (.617). The Tribe also tops the league in conference victories (33) and CAA winning percentage (.635).

• The Green and Gold is the only team in the conference over the stretch with a winning percentage over 60 percent.

Overall Wins

1.	**W&M**	**66-41 (.617)**
2.	Towson	65-49 (.570)
3.	UNCW	62-47 (.569)
4.	Hofstra	61-52 (.540)
5.	Northeastern	59-53 (.527)

CAA Wins

1.	**W&M**	**33-19 (.635)**
2.	Towson	29-23 (.558)
	UNCW	29-23 (.558)
	James Madison	29-23 (.558)
	Hofstra	29-23 (.558)

PROTECTING THE LEATHER

• Over the last four years, W&M has been one of the top teams in the country at protecting the basketball, ranking among the top 75 nationally each season.

• Last season, the Tribe ranked 25th in fewest turnovers per game at 10.7. W&M was 26th in 2013-14 (10.3) and 73rd in 2014-15 (11.5). The Tribe is currently 128th in 2016-17 at 13 per game.

• Along with ranking among the national leaders in fewest turnovers, the Tribe has ranked among the top 40 in the country in assist-to-turnover ratio each of the last four seasons.

• The Green and Gold was 11th nationally in assist-to-turnover (1.51) last season. W&M was 31st in the category in 2013-14 (1.35) and 40th in 2014-15 (1.28). W&M currently sits at No. 38 nationally at a 1.32 assist-to-turnover ratio.

• W&M has ranked first or second in the CAA in assist-to-turnover ratio each of the last four years, leading the league in 2013 and 2016.

RECORD SETTING STEALS

• In its season-opening win over Bridgewater, the Tribe set a program record with 22 steals. The previous W&M record was 18 set in 1981 against VMI and 1991 vs. Virginia Wesleyan.

• Along with the school mark, W&M equaled the Colonial Athletic Association (CAA) record for steals in a game. The Tribe tied George Mason's league record of 22 steals against Delaware State on Nov. 25, 1995.

• In total, 11 of the 13 Tribe players to see action on Saturday recorded a steal. Freshman Justin Pierce led the way with four swipes followed by three apiece from senior Omar Prewitt and juniors Greg Malinowski and David Cohn.

• Overall, the Tribe forced 25 Bridgewater turnovers and converted those miscues into 36 points on the offensive end. The Green and Gold outscored the Eagles, 36-12, in points off turnovers.

SPECIALTY STATS

(POT – Points off turnovers; PP - Points in the paint; 2nd – Second chance points; FAST – Fast break points; BP – Points off the bench)

(William and Mary-Opponent)

Opponent	PP	POT	2nd	FAST	BP
Bridgewater	52-28	36-12	20-6	17-2	48-12
at Louisville	22-46	5-22	13-14	4-10	23-37
Presbyterian	32-26	19-4	10-4	8-7	30-13
at Duke	32-30	13-19	6-11	7-2	19-16
Liberty	28-18	11-10	12-0	9-9	18-11
at Central Michigan	38-22	9-8	15-0	10-7	34-10
at Hampton	34-36	13-27	3-11	4-10	22-2
Milligan	50-26	22-6	15-6	20-12	38-33
Savannah State	30-26	14-12	14-14	37-24	39-41
at Rhode Island	27-28	4-21	10-8	5-6	23-24
at Old Dominion	21-32	9-10	0-13	3-2	45-18
at Northeastern					
at Hofstra					
Elon					
Drexel					
at UNCW					
at Charleston					
James Madison					
at Elon					
Delaware					
UNCW					
Northeastern					
at Towson					
at Drexel					
Charleston					
at James Madison					
at Delaware					
Hofstra					
Towson					
W&M TOTAL	**366**	**155**	**118**	**124**	**339**
W&M Average	33.3	14.1	10.7	11.3	30.8
OPP TOTAL	**318**	**151**	**87**	**91**	**217**
Opp Average	28.9	13.7	7.9	8.3	19.7

CLUTCH FREE THROWS

(Final 5 Minutes - Regulation and OT)

No.	Player	FT-FTA	Pct.
23	Justin Pierce	4-4	1.000
22	Paul Rowley	2-2	1.000
5	Greg Malinowski	1-1	1.000
34	David Cohn	7-8	.875
0	Daniel Dixon	12-15	.800
11	Michael Schlotman	4-6	.667
13	Nathan Knight	4-8	.500
10	Connor Burchfield	1-2	.500
4	Omar Prewitt	4-9	.444
21	Oliver Tot	0-1	.000
24	Omar Mostafa	0-2	.000
41	Jack Whitman	0-0	.000
1	Jamison Glover	0-0	.000
Total		**39-58**	**.672**

MISCELLANEOUS STATS

Charges Taken (7): Paul Rowley (3); David Cohn (2); Jack Whitman (1); Daniel Dixon (1)

Dunks (32): Nathan Knight (8); Jack Whitman (8); Justin Pierce (7); Omar Prewitt (7); Paul Rowley (2)

3-Point Plays (17 conversions/21 chances): David Cohn (2/2); Nathan Knight (4/5); Omar Prewitt (2/3); Daniel Dixon (2/2); Jack Whitman (5/6); Paul Rowley (1/1); Oliver Tot (0/1)

4-Point Plays (0 conversions/0 chances): -

CAA RANKINGS

All Games
as of Dec. 30

TEAM	
Scoring Offense	2nd 81.0)
Scoring Defense	5th (72.1)
Scoring Margin	2nd (+8.9)
Free Throw	6th (.689)
Field Goal Pct.	2nd (.466)
Field Goal Pct. Defense	4th (.410)
3-Point FG Pct	2nd (.378)
3-Point FG Pct Defense	4th (.308)
Rebounding Offense	6th (39.1)
Rebounding Defense	7th (35.5)
Rebounding Margin	5th (+3.6)
Blocked Shots	1st (5.3)
Assists	1st (17.2)
Steals	4th (6.2)
Turnover Margin	6th (-0.91)
Assist-Turnover Ratio	2nd (1.3)
Offensive Rebounding	8th (10.5)
Defensive Rebounding	2nd (28.6)
Defensive Rebounding Pct.	5th (.722)
Offensive Rebounding Pct.	8th (.299)
3-Point FG Made	2nd (9.8)
PLAYERS	
Connor Burchfield	
3-Point Pct.	2nd (.500)
3-Pointers Made	7th (2.0)
David Cohn	
Assists	5th (4.9)
Assist-to-Turnover Ratio	1st (2.7)
Daniel Dixon	
Scoring	9th (14.2)
Free Throw Pct.	1st (.875)
3-Point Pct.	12th (.375)
3-Pointers Made	3rd (2.5)
Nathan Knight	
Blocked Shots	1st (1.6)
Greg Malinowski	
3-Point Pct.	4th (.429)
3-Pointers Made	13th (1.6)
Omar Prewitt	
Scoring	11th (13.8)
Rebounding	17th (5.5)
Field Goal Pct.	14th (.436)
Assists	15th (2.5)
Defensive Rebounding	9th (4.7)
Paul Rowley	
Blocked Shots	14th (0.7)
Jack Whitman	
Scoring	28th (10.4)
Rebounding	7th (6.8)
Blocked Shots	15th (0.7)
Offensive Rebounding	4th (2.8)

THREE-STRAIGHT 20-WIN SEASONS

• With its 20 wins in 2016, W&M won 20 or more games in three-straight seasons for the second time in school history and first since 1948-49, 1949-50 and 1950-51.
• The Tribe is one of only 50 teams in the country to record 20 or more wins each of the last three seasons; one of only 19 mid-major programs; and one of only three schools in Virginia (along with Virginia and VCU).
• In fact, the Green and Gold have won 20 games in four of the last seven seasons under head coach Tony Shaver. By contrast, W&M had only five 20-win seasons in the previous 104 years.
• The senior class of Omar Prewitt and Daniel Dixon are trying to become the first W&M class to record 20 or more wins in each of its four seasons. They currently own the eighth most wins for a senior class with 66 and are 16 behind the program's winningest senior class.

SHAVER EARNS ANOTHER HALL OF FAME NOD

• Tribe head coach Tony Shaver returned to his hometown of High Point, N.C., on Oct. 13 and was inducted into the High Point Central Sports Hall of Fame. He was a standout in football, basketball, golf and baseball for the Bison.
• Shaver entered the third Hall of Fame of his career after being inducted into the Halls of Fame at Episcopal High School in 2005 and at Hampden-Sydney College in 2004. He is the winningest coach in the history of both programs.
• A multi-time all-conference selection in both football and basketball, Shaver quarterbacked the HPC football team to the state finals in 1971. Following his graduation from HPC in 1972, he joined the North Carolina Tar Heels under the direction of head coach Dean Smith. Originally a walk-on, Shaver earned a scholarship his rookie season, when he was awarded the prestigious Butch Bennett Award, presented to the freshman who exemplifies determination, sportsmanship and sacrifice for the team. He was voted the honoree by his teammates.
• Shaver is the winningest head coach in W&M basketball history with 176 victories, including three-straight 20-win seasons. The longest tenured head coach in the CAA, he ranks 20th among active Division I head coaches in victories with 537.

DIXON FROM LONG RANGE

• Senior Daniel Dixon ranks 37th among active NCAA Division I leaders in 3-pointers made with 195.
• He knocked down 70 3-pointers last season after hitting 73 in 2015. He is just the third player in program history with back-to-back seasons of 70 or more 3-pointers.
• For his career, Dixon currently ranks sixth in Tribe history in 3-point percentage (39.2), fifth in 3-pointers made per game (2.05) and sixth in 3-pointers made (195).
• Including the 2016-17 campaign, Dixon has ranked among the top five in the CAA in 3-pointers made each of the last three seasons. He currently ranks third in the CAA at 2.5 3-pointers made per game this season. After coming in fourth at 2.6 per game in 2015, Dixon ranked fifth in the league in 2016.
• In his career, Dixon has two buzzer-beating game-winners. As a sophomore in 2015, Dixon hit one of the most memorable 3-pointers in W&M and CAA Tournament history from the left corner with 0.5 seconds remaining to lift the Tribe to a 92-91 semifinal win over Hofstra. Last season, he canned the game-winner with 3.4 seconds left in a 78-75 overtime win over High Point.

LOEWE, WILLIAMS SIGN WITH THE TRIBE

W&M announced the signing of 6-4 guard Luke Loewe (Fond du Lac, Wis./Fond du Lac) and 6-5 guard Jihar Williams (Baltimore, Md./Friends School of Baltimore) to National Letters of Intent on Nov. 9.

Luke Loewe – G – 6-4 – 185 - Fond du Lac, Wis.

Rated the No. 1 point guard in the class of 2017 in Wisconsin and the No. 4 player overall in the state … A three-year first team all-conference selection … As a junior, averaged 19.4 points, 3.1 rebounds and 2.6 assists per game … Scored more than 1,000 points in his first three high school seasons … Played AAU for the Wisconsin Playground Warriors on the Adidas Gauntlet Circuit.

Jihar Williams – G – 6-5 – 190 – Baltimore, Md.

Averaged 19 points per game as junior at Friends School of Baltimore … Named to the All-Maryland Interscholastic Athletic Association B Conference in 2015 and 2016 … Played in the 2016 Under Armor Association with Baltimore United … Averaged 17 points per game as both a sophomore at Friends and as a freshman at Baltimore City College … Spent time in AAU with Maryland 3D and Baltimore Supreme.

TRIBE PLAYERS IN THE PRO RANKS

• During head coach Tony Shaver's tenure at W&M, a total of 14 players have gone on to professional basketball careers.
• Four Tribe players have competed in the NBA Development League, including three D-League draft picks.
• Marcus Thornton '15 was the first W&M NBA draft pick since 1985, going in the second round to the Boston Celtics in 2015. He was picked 45th overall, the highest for a W&M player since 1961.
• Adam Hess '04, who played his senior season for Shaver, is in his 13th professional season in Europe and ninth in Germany with the Hagan Phoenix of the Bundesliga. Hess also spent two summers (2006 and 2007) playing for the Phoenix Suns in the NBA Summer League.
• Laimis Kisielius '08, who was part of Shaver's first recruiting class at W&M, is playing for BC Tsmoki-Minsk in Belarus' top league. Kisielius has played nine season in professionally in Europe.
• Both Tribe graduates in 2016 signed professional contracts in Europe. Sean Sheldon is playing for BC Winterthur in the LNA of Switzerland, while Terry Tarpey competes for ASC Denain Voltaire in the French Pro B league. Tarpey also spent the summer playing for the French A National Team.
• Thornton, who spent time in Australia and in the NBA D-League last season, is currently playing in the Italian Serie A with Consultinvest VL Pesaro.

The Last Time …

TEAM

Played AP No. 1 team: at #1 Duke, L - 97-61, 12/30/91
Defeated team ranked 2-10 by AP: vs. #2 North Carolina, 78-75, 12/7/77
Defeated team ranked in the AP Top 25: vs. #2 North Carolina, 78-75, 12/7/77
Defeated AP top 25 on the road: Never

W&M INDIVIDUALS

Had a triple-double: Tarry Tarpey (18 pts, 11 rebs, 10 ast.) vs. JMU, 1/10/15
Had a double-double: Jack Whitman (15 pts, 15 reb) vs. Savannah State, 12/19/16
Had 30-plus points and 10-plus rebounds: Danny Sumner (30 pts., 11 rebs.) vs. Navy, 11/22/08
Four players in double figures: Daniel Dixon (13), Jack Whitman (13), Omar Prewitt (11) and Nathan Knight (11) at Duke, 11/23/16
Five players in double figures: Justin Pierce (17), Omar Prewitt (14), Daniel Dixon (11), Connor Burchfield (11) and Paul Rowley (10), vs. Bridgewater, 11/12/16
Six players in double figures: Omar Prewitt (21), Connor Burchfield (19), Daniel Dixon (16), Jack Whitman (15), Greg Malinowski (14) and Paul Rowley (10) vs. Savannah State, 12/19/16
Scored 30-39 points: Daniel Dixon (36) at Old Dominion, 12/29/16
Scored 40-49 points: Jeff Cohen (49) vs. Richmond, 2/25/61
Two or more players score 20-29 points in the same game: Connor Burchfield (20), Greg Malinowski (20) and Daniel Dixon (20) vs. Milligan, 12/16/16
Two or more players score 30-39 points in the same game: Marcus Thornton (37) and Omar Prewitt (33) vs. Hofstra, 3/8/15
Perfect at FT line (10 att.): David Cohn (12-12) vs. UNCW, 2/18/16
Perfect beyond 3-point line (4 att.): Connor Burchfield (5-5) at Howard, 11/28/15
Perfect from the field (5 att.): Sean Sheldon (5-5) at Northeastern, 2/4/16
Had 15-19 Rebounds: Jack Whitman (15) vs. Savannah State, 12/19/16
Had 10 or more assists: David Cohn (10) vs. Savannah State, 12/19/16
Had 6 or more steals: Terry Tarpey (6) at Drexel, 1/7/16
Had 5 or more blocked shots: Nathan Knight (7) vs. Milligan, 12/16/16

OPPONENT INDIVIDUALS

Had a triple-double: Michael Anderson (10 pts., 11 rebs., 10 assts.), Drexel, 11/30/85
Had a double-double: Amile Jefferson (15 pts, 10 reb) at Duke, 11/23/16
Four players in double figures: Jermaine Marrow (27, Lawrence Cooks (23), Trevond Barnes (12) and AJ Astroth (10) at Hampton, 12/3/16
Five players in double figures: Frank Jackson (19), Grayson Allen (17), Amile Jefferson (15), Luke Kennard (11) and Matt Jones (10) at Duke, 11/23/16
Six players in double figures: Humpty Hitchens (17), Denzel Bowles (14), Andrey Semenov (13), Rayshawn Goins (12), Devon Moore (11), and Julius Wells (10), James Madison, 1/8/11
Scored 30-39 points: Mike Morsell (34 pts.), at Towson, 2/13/16
Scored 40-49 points: Prince Okoroh (40 pts.), at Howard, 11/30/13
Two or more players score 20 or more points in the same game: Jermaine Marrow (27) and Lawrence Cooks (23) at Hampton, 12/3/16
Perfect at FT line (10 att.): Adam Smith (10-10) at UNCW, 2/4/12
Perfect beyond 3-point line (4 att.): Tyler Seibring (5-5) vs. Elon, 1/21/16
Had 15-19 Rebounds: Cyril Langevine (17 rebs.) at URI, 12/22/16
Had 20 or more Rebounds: Al-Farouq Aminu (20 Rebs.), at Wake Forest, 11/28/09
Had 10 or more assists: Jordon Talley (10) vs. UNCW, 2/18/16
Had 6 or more steals: Dave Knox (6), vs. Washington College, 12/19/14
Had 5 or more blocked shots: John Dawson (5) vs. Liberty, 11/26/16

W&M FIELD GOAL SHOOTING

Shot less than 20 percent: Not since 1972
Shot less than 30 percent: .255 (14-of-55) at West Virginia, 12/29/13
Shot 50-59.9 percent: .514 vs. Savannah State, 12/19/16
Shot 60-69.9 percent: .606 vs. Milligan, 12/16/16
Shot 70-79.9 percent: .746 vs. Virginia Wesleyan, 2/1/84
Made 30-39 field goals: 36 vs. Savannah State, 12/19/16
Made 40-49 field goals: 40 vs. Milligan, 12/16/16
Made 50 or more field goals: not since 1986-87
Attempted 60-69 field goals: 66 vs. Milligan, 12/16/16
Attempted 70-79 field goals: 70 vs. Savannah State, 12/19/16
Attempted 80-89 field goals: 84, vs. George Mason, 2/12/05
Attempted 90 or more field goals: not since 1986-87
Shot less than 20 pct. in a half: .174 (4-of-23) (1st Half) at Georgia State, 12/3/11
Shot less than 30 pct. in a half: .296 (8-of-27) (2nd Half) at Hampton, 12/3/16
Shot 60-69.9 pct. in a half: .622 (23-of-37) (1st Half) vs. Milligan, 12/16/16
Shot 70-79.9 pct. in a half: .708 (17-of-24) (1st Half) vs. James Madison, 1/18/14
Shot 80-89. pct. in half: .810 (17-of-21) (1st Half) vs. James Madison, 3/3/90

OPPONENT FIELD GOAL SHOOTING

Shot less than 20 percent: .197 (15-of-76), VMI, 1/17/96
Shot less than 30 percent: .298 (17-of-57) vs. Towson, 2/25/15
Shot 50-59.9 percent: .500 at Duke, 11/23/16
Shot 60-69.9 percent: .642 at College of Charleston, 2/19/14
Shot 70-79.9 percent: .705 vs. Navy, 3/8/85
Made 30-39 field goals: 32 at Central Michigan, 11/29/16
Made 40-49 field goals: 40 vs. George Mason, 2/27/95
Made 50 or more field goals: not since 1986-87
Attempted 60-69 field goals: 66 at Old Dominion, 12/29/16
Attempted 70-79 field goals: 75 vs. Savannah State, 12/19/16
Attempted 80-89 field goals: 80 vs. Kansas State, 11/11/06
Attempted 90 or more field goals: 94, George Mason, 2/27/95
Shot less than 10 pct. in a half: .091 (2-of-22) (1st Half) James Madison, 1/24/01
Shot less than 20 pct. in a half: .152 (5-of-33) (1st Half) vs. Towson, 2/25/15
Shot less than 30 pct. in a half: .290 (9-of-31) (1st Half) at ODU, 12/29/16
Shot 60-69.9 pct. in a half: .600 (15-of-25) (1st Half) at JMU, 2/27/16
Shot 70-79.9 pct. in a half: .731 (19-of-26) (2nd Half) at Mason, 1/29/05
Shot 80-89.9 pct. in half: .808 (21-of-26) (2nd Half) at Charleston, 2/19/14

W&M THREE-POINT SHOOTING

Shot 50-59.9 percent: .526 (10-19) vs. UNCW, 2/18/16
Shot 60-69.9 percent: .619 (13-21) at James Madison, 2/2/14
Shot 70-79.9 percent: .750 vs. Old Dominion, 2/17/01
Made 10-14 3-point field goals: 13 vs. Milligan, 12/16/16
Made 15 or more 3-pt. field goals: 19 vs. Savannah State, 12/19/16
Made 10 or more 3-pointers in a half: 10 at Wagner, 11/20/07 (2nd Half)
Attempted 20-29 3-point field goals: 28 vs. Milligan, 12/16/16
Attempted 30-39 3-point field goals: 34 vs. Presbyterian, 11/19/16
Attempted 40-49 3-point field goals: 44 vs. Savannah State, 12/19/16
Failed to make a 3-point field goal: vs. Old Dominion, 12/1/15 (35 games)

OPPONENT THREE-POINT SHOOTING

Shot 50-59.9 percent: .524 (11-21) vs. Drexel, 2/28/15
Shot 60-69.9 percent: .615 (8-13) vs. Drexel, 2/20/16
Shot 70-79.9 percent: .750 vs. Richmond, 11/30/88
Shot 80 percent or better: .800 vs. Wake Forest, 2/4/91
Made 10-14 3-point field goals: 14 vs. Savannah State, 12/19/16
Made 15 or more 3-point field goals: 16 at Central Michigan, 11/29/16
Made 10 or more 3-pointers in a half: 10 at C. Mich., 11/29/16 (1st Half)
Attempted 20-29 3-point field goals: 23 at Old Dominion, 12/29/16
Attempted 30-39 3-point field goals: 31 vs. Milligan, 12/16/16
Attempted 40-49 3-point field goals: 44 vs. Savannah State, 12/19/16
Failed to make a 3-point field goal: vs. Bridgewater, 11/12/16 (10 games)

The Last Time …

W&M FREE THROW SHOOTING

Shot 80-89.9 percent: .867 (13-15) at Central Michigan, 11/29/16
Shot 90-99.9 percent: .920 (23-25) vs. James Madison, 3/5/16
Shot 100 percent: 1.000 (11-11) vs. Drexel, 1/19/13
Made 20-29 free throws: 21 vs. Savannah State, 12/19/16
Made 30-39 free throws: 32 vs. Hartford, 11/19/04
Made 40 or more free throws: not since 1964
Attempted 10 or fewer free throws: 5 vs. Elon, 1/21/16
Attempted 30-39 free throws: 34 vs. Savannah State, 12/19/16
Attempted 40-49 free throws: 41 vs. Liberty, 11/26/16
Attempted 50-59 free throws: not since 1986-87

OPPONENT FREE THROW SHOOTING

Shot 80-89.9 percent: .813 (13-16) at URI, 12/22/16
Shot 90-99.9 percent: .933 (14-15) at West Virginia 12/29/13
Shot 100 percent: 1.000 (6-6) vs. Mary Washington, 12/18/15
Made 20-29 free throws: 20 vs. Drexel, 2/20/16
Made 30-39 free throws: 31 vs. VCU, 1/10/07
Made 40 or more free throws: not since 1964
Attempted 10 or fewer free throws: 8 vs. Presbyterian, 11/19/16
Attempted 30-39 free throws: 30 at Howard, 11/28/15
Attempted 40-49 free throws: 42 at George Mason, 1/3/02
Attempted 50-59 free throws: not since 1986-87

W&M SCORING

Scored less than 40 points: 34 at Georgia State, 12/3/11
Scored less than 50 points: 45 at Florida, 11/14/14
Scored 80-89 points: 81 at Central Michigan, 11/29/16
Scored 90-99 points: 96 vs. Bridgewater, 11/12/16
Scored 100-110 points: 100 vs. Hofstra, 1/28/15
Scored 110 or more points: 112 vs. Savannah State, 12/19/16

OPPONENT SCORING

Scored less than 40 points: 39 vs. Washington College, 11/20/99
Scored less than 50 points: 44 vs. Bridgewater, 11/12/16
Scored 80-89 points: 85 vs. Savannah State, 12/19/16
Scored 90-99 points: 91 at Central Michigan, 11/29/16
Scored 100-109 points: 102 vs. Navy, 11/22/08
Scored 110 or more points: 127 at Virginia Tech, 1/29/73

W&M REBOUNDING

Had 40-49 rebounds: 49 vs. Savannah State, 12/19/16
Had 50-59 rebounds: 51 vs. Milligan, 12/16/16
Had 60 or more rebounds: 67 vs. Marymount, 11/29/95

OPPONENT REBOUNDING

Had 40-49 rebounds: 42 at Old Dominion, 12/29/16
Had 50-59 rebounds: 50 vs. Navy, 11/22/08
Had 60 or more rebounds: 60 at VMI, 2/10/65

W&M ASSISTS

Had 20-24 assists: 22 vs. Delaware, 2/6/16
Had 25-29 assists: 25 vs. Milligan, 12/16/16
Had 30 or more assists: 30 vs. Savannah State, 12/19/16

OPPONENT ASSISTS

Had 20-29 assists: 21 at Louisville, 11/14/16
Had 30 or more assists: not since 1964

W&M BLOCKED SHOTS

Had 10 or more blocked shots: 13 vs. Northeastern, 1/9/16
Had 15 or more blocked shots: 15 vs. Milligan, 12/16/16

OPPONENT BLOCKED SHOTS

Had 10 or more blocked shots: 11 at Louisville, 11/14/16

W&M STEALS

Had 10-14 steals: 10 vs. Milligan, 12/16/16
Had 15 or more steals: 22 vs. Bridgewater, 11/12/16
Had 20 or more steals: 22 vs. Bridgewater, 11/12/16

OPPONENT STEALS

Had 10-14 steals: 10 vs. Milligan, 12/16/16
Had 15 or more steals: 15 at Virginia, 12/5/15

MISCELLANEOUS

Two W&M Players Had a Double-Double in the Same Game:
Paul Rowley (14 pts., 13 rebs.) and Nathan Knight (14 pts., 10 rebs.) vs. Milligan, 12/16/16

Two Opponents Had a Double-Double in the Same Game:
Rokas Gustys (25 pts, 15 reb.) and Juan'ya Green (13 pts, 12 ast.) vs. Hofstra 2/11/16

W&M Player led the team in Points, Rebounds and Assists in the same game:
Omar Prewitt (21 points, 11 rebounds, 5 assists) at Hampton, 12/3/16

W&M Played 2OT:
vs. Hofstra, 3/8/15 (W, 92-91)

W&M Played 3OT:
at Harvard, 11/15/09 (L, 85-87)

W&M Played 4OT:
Never

W&M overcame a 20-point deficit to win a game:
Overcame 44-22 deficit (1:00 - 1st half) to win 76-72 (UNCW, H, 1/14/15)

W&M overcame a deficit in the final five minutes to win a game:
Overcame 63-62 deficit to win 75-65 (Elon, A, 2/25/16)

W&M overcame a double-digit halftime deficit to win a game:
Overcame 38-26 deficit to win 68-62 (James Madison, H, 1/31/16)

W&M overcame a Halftime deficit in two consecutive games:
Overcame 38-26 deficit to win 68-62 (James Madison, H, 1/31/16)
Overcame 37-31 deficit to win 86-77 (Northeastern, A, 2/4/16)

W&M overcame a Halftime deficit in three consecutive games:
Overcame 40-33 deficit to win 94-64 (Mary Washington, H, 12/18/15)
Overcame 32-29 deficit to win 78-75 in OT (High Point, H, 12/21/15)
Overcame 33-31 deficit to win 88-84 (Central Michigan, H, 12/29/15)

NUMERICAL ROSTER

No.	Name	Pos.	Cl./El.	Ht.	Wt.	Hometown	High School/Previous School
0	Daniel Dixon	G	Sr./Sr.	6-6	210	Great Falls, Va.	Langley/Fishburne
1	Jamison Glover	G	Jr./Jr.	6-1	195	Haymarket, Va.	Battlefield
2	Matt Milon ^	G	So./So.	6-5	200	Oviedo, Fla.	Oviedo/Boston College
4	Omar Prewitt	G/F	Sr./Sr.	6-7	195	Mount Sterling, Ky.	Montgomery County
5	Greg Malinowski	G/F	Jr./Jr.	6-6	210	Chantilly, Va.	Episcopal
10	Connor Burchfield	G	Jr./Jr.	6-4	177	Concord, N.C.	Concord
11	Michael Schlotman	G	Sr./Jr.	6-5	200	Munster, Ind.	Munster
13	Nathan Knight	F	Fr./Fr.	6-10	247	Syracuse, N.Y.	Nottingham/Kimball Union Acad.
21	Oliver Tot	G	Jr./Jr.	6-6	205	Bratislava, Slovakia	Kimball Union Academy
22	Paul Rowley	F	Jr./So.	6-8	200	Purcellville, Va.	Loudoun Valley
23	Justin Pierce	G/F	Fr./Fr.	6-6	205	Glen Ellyn, Ill.	Glenbard West
24	Omar Mostafa	G	Fr./Fr.	6-2	215	Saddle River, N.J.	Don Bosco Prep
34	David Cohn	G	Sr./Jr.	6-2	168	Elmhurst, Ill.	York/Colorado State
41	Jack Whitman	F	Sr./Jr.	6-9	235	Lexington, Ky.	Lexington Catholic

ALPHABETICAL ROSTER

No.	Name	Pos.	Cl./El.	Ht.	Wt.	Hometown	High School/Previous School
10	Connor Burchfield	G	Jr./Jr.	6-4	177	Concord, N.C.	Concord
34	David Cohn	G	Sr./Jr.	6-2	168	Elmhurst, Ill.	York/Colorado State
0	Daniel Dixon	G	Sr./Sr.	6-6	210	Great Falls, Va.	Langley/Fishburne
1	Jamison Glover	G	Jr./Jr.	6-1	195	Haymarket, Va.	Battlefield
13	Nathan Knight	F	Fr./Fr.	6-10	247	Syracuse, N.Y.	Nottingham/Kimball Union Acad.
5	Greg Malinowski	G/F	Jr./Jr.	6-6	210	Chantilly, Va.	Episcopal
2	Matt Milon ^	G	So./So.	6-5	200	Oviedo, Fla.	Oviedo/Boston College
24	Omar Mostafa	G	Fr./Fr.	6-2	215	Saddle River, N.J.	Don Bosco Prep
23	Justin Pierce	G/F	Fr./Fr.	6-6	205	Glen Ellyn, Ill.	Glenbard West
4	Omar Prewitt	G/F	Sr./Sr.	6-7	195	Mount Sterling, Ky.	Montgomery County
22	Paul Rowley	F	Jr./So.	6-8	200	Purcellville, Va.	Loudoun Valley
11	Michael Schlotman	G	Sr./Jr.	6-5	200	Munster, Ind.	Munster
21	Oliver Tot	G	Jr./Jr.	6-6	205	Bratislava, Slovakia	Kimball Union Academy
41	Jack Whitman	F	Sr./Jr.	6-9	235	Lexington, Ky.	Lexington Catholic

Head Coach
Tony Shaver (North Carolina, 1976), 14th season

Associate Head Coach
Jonathan Holmes (North Carolina, 2003), Ninth season

Assistant Coaches
Kotie Kimble (Coastal Carolina, 2007), Sixth season
Austin Shaver (Virginia, 2007), Seventh season

Director of Basketball Operations
Luke Ford (Virginia, 2014), Third season

PRONUNCIATION GUIDE

David Cohn	**Cone**
Kotie Kimblie	**Koh-tee**
Greg Malinowski	**Mal-in-ow-ski**
Matt Milon	**Mih-lawn (like the Italian city)**
Omar Prewitt	**Pru-it**
Paul Rowley	**Row-lee**
Michael Schlotman	**Sh-lot-min**

ROSTER BREAKDOWN

ROSTER BY POSITION

Guard (11): Connor Burchfield, David Cohn, Daniel Dixon, Jamison Glover, Greg Malinowski, Matt Milon, Omar Mostafa, Justin Pierce, Omar Prewitt, Michael Schlotman, Oliver Tot

Forward (6): Nathan Knight, Greg Malinowski, Justin Pierce, Omar Prewitt, Paul Rowley, Jack Whitman

ROSTER BY STATE

Florida (1): Matt Milon
Illinois (2): David Cohn, Justin Pierce
Indiana (1): Michael Schlotman
Kentucky (2): Omar Prewitt, Jack Whitman
New Jersey (1): Omar Mostafa
New York (1): Nathan Knight
North Carolina (1): Connor Burchfield
Virginia (4): Daniel Dixon, Jamison Glover, Greg Malinowski, Paul Rowley

ROSTER BY COUNTRY

Slovakia (1): Oliver Tot

ROSTER BY HEIGHT

6-10: Nathan Knight
6-9: Jack Whitman
6-8: Paul Rowley
6-7: Omar Prewitt
6-6: Daniel Dixon, Justin Pierce, Greg Malinowski, Oliver Tot
6-5: Matt Milon, Michael Schlotman
6-4: Connor Burchfield
6-2: David Cohn, Omar Mostafa
6-1: Jamison Glover

ROSTER BY CLASS

Seniors (2): Daniel Dixon, Omar Prewitt

Juniors (7): Connor Burchfield, David Cohn, Jamison Glover, Greg Malinowski, Michael Schlotman, Oliver Tot, Jack Whitman

Sophomore (2): Matt Milon; Paul Rowley

Freshman (3): Nathan Knight; Omar Mostafa; Justin Pierce

TV/RADIO SPOT CHART



DANIEL DIXON

SR | G | 6-6 | 210 | Great Falls, Va.

PPG	14.2	FG%	.427
RPG	3.5	3P%	.375
APG	1.7	FT%	.875



JAMISON GLOVER

JR | G | 6-1 | 190 | Haymarket, Va.

PPG	1.0	FG%	1.000
RPG	0.5	3P%	-
APG	0.0	FT%	-



MATT MILON

SO | G | 6-5 | 200 | Oviedo, Fla.

PPG	-	FG%	-
RPG	-	3P%	-
APG	-	FT%	-



OMAR PREWITT

SR | G/F | 6-7 | 195 | Mount Sterling, Ky.

PPG	13.8	FG%	.436
RPG	5.5	3P%	.340
APG	2.5	FT%	.680



GREG MALINOWSKI

JR | G/F | 6-6 | 210 | Chantilly, Va.

PPG	8.3	FG%	.446
RPG	3.0	3P%	.439
APG	1.0	FT%	.778



CONNOR BURCHFIELD

JR | G | 6-4 | 177 | Concord, N.C.

PPG	7.6	FG%	.491
RPG	1.9	3P%	.500
APG	1.2	FT%	.750



MICHAEL SCHLOTMAN

RJR | G | 6-5 | 195 | Munster, Ind.

PPG	1.7	FG%	.750
RPG	1.7	3P%	-
APG	1.5	FT%	.667



NATHAN KNIGHT

FR | F | 6-10 | 247 | Syracuse, N.Y.

PPG	7.9	FG%	.507
RPG	5.0	3P%	.000
APG	1.0	FT%	.528



OLIVER TOT

SO | G | 6-6 | 205 | Bratislava, Slovakia

PPG	1.3	FG%	.714
RPG	0.7	3P%	.333
APG	1.2	FT%	.429



PAUL ROWLEY

RSO | F | 6-8 | 200 | Purcellville, Va.

PPG	6.4	FG%	.471
RPG	2.9	3P%	.429
APG	1.1	FT%	1.000



JUSTIN PIERCE

FR | G/F | 6-6 | 205 | Glen Ellyn, Ill.

PPG	4.8	FG%	.449
RPG	2.8	3P%	.188
APG	0.7	FT%	.857



OMAR MOSTAFA

FR | G | 6-2 | 215 | Saddle River, N.J.

PPG	1.0	FG%	.250
RPG	0.3	3P%	.333
APG	0.7	FT%	.000



DAVID COHN

RJR | G | 6-2 | 168 | Elmhurst, Ill.

PPG	5.9	FG%	.389
RPG	3.3	3P%	.263
APG	4.9	FT%	.783



JACK WHITMAN

RJR | F | 6-9 | 235 | Lexington, Ky.

PPG	10.4	FG%	.600
RPG	6.8	3P%	-
APG	1.0	FT%	.613



TONY SHAVER

HEAD COACH

14th Season at W&M
31st Season Overall

#RISINGTRIBE



TONY SHAVER
HEAD COACH

31ST SEASON OVERALL

14TH SEASON AT W&M

PROFILE

Hometown: High Point, N.C.
Wife: Ann Shaver
Children: Christopher, Austin, Jackson

Education
North Carolina, 1976

Coaching Career
Episcopal High School (1976-1986)
Hampden-Sydney (1986-2003)
William and Mary (2003-P)

CAREER HIGHLIGHTS

- **W&M All-Time Winningest Coach**
- **2015 Finalist for the CollegeInsider.com Skip Prosser Man of the Year**
- **2008 and 2010 CAA Coach of the Year**
- **Finalist for the CollegeInsider.com Mid-Major Coach of the Year (2008, 2010)**
- **2010 NABC District Coach of the Year**
- **Nine Conference Championships**
- **16 20-Win Seasons**
- **Two NIT Appearances (2010, 2015)**
- **11 NCAA Division III Tournament Appearances**
- **Two NCAA Division III Final Fours**
- **1999 NCAA Division III National Runner Up**
- **Three-Time ODAC Coach of the Year**
- **Three-Time South Region Coach of the Year**
- **Four-Time VaSID State Coach of the Year**

When Tony Shaver accepted the head coaching position at William & Mary in May of 2003, he set his sights on making the Tribe a championship-contending program. Fast-forward to the present, the two-time CAA Coach of the Year and National Mid-Major Coach of the Year finalist has led a revival of the Green and Gold program. The Green and Gold are coming off its third-straight 20-win season and during the stretch won its first CAA regular season Championship in 17 years.

The Tribe's third-straight 20-win season in 2015-16 marked just the second streak of three years in program history. In fact, W&M is one of 50 teams nationally, and one of 19 from mid-major leagues, to post 20-win seasons each of the last three years. Overall, the Green and Gold has produced four of its nine 20-win campaigns in the last seven years under Shaver. The Tribe advanced to the CAA Championship game on four occasions since 2008. Twice, he led the program to berths in the National Invitation Tournament (NIT), only the second (2010) and third (2015) postseason bids in program history. Shaver is W&M's all-time winningest head coach with 176 victories over his 13 seasons on the Green and Gold sidelines.

In his 30 years as a collegiate head coach, he ranks among the active leaders in victories in college basketball. Over his career, Shaver-coached teams have won 20 or more games during 16 seasons and advanced to the post season 13 times. Shaver enters 2016-17 ranked 20th among active Division I head coach with 534 victories. He became the 86th Division I head coach to win 500 games in 2014. Shaver possesses five of the top-10 single-season win totals in Tribe history and two of the top-three road win totals.

Along with its three-straight 20-win seasons, the Green and Gold won double-digit CAA contests each of the last three campaigns and have finished inside the league's top three. In fact, under Shaver, the Tribe has won 10 or more CAA games in five of the last nine years and finished inside the CAA's top three on four times in the last seven seasons. The Tribe's CAA success under Shaver is unparalleled in program history with just one other double-digit wins season and top-three finish in its 31-year history as a member of the league.

A total of 18 Tribe players have earned All-CAA honors under Shaver, and eight more have been named to the CAA All-Rookie Team. The program has produced two CAA Rookies of the Year, two CAA Defensive Players of the Year and a CAA Player of the Year during Shaver's tenure. In total, 14 former W&M athletes who played under Shaver have gone on to professional careers overseas Marcus Thornton, who went on to be W&M's all-time leading scorer and was a 2015 All-American, was the ninth NBA Draft pick in Tribe history being taken in the second round. Three other former Tribe players have been selected in the NBA D-League Draft.

In five of the last seven years, a W&M student-athlete received the CAA's prestigious Dean Ehlers Leadership Award, which is given to the student-athlete who "embodies the highest standards of leadership, integrity and sportsmanship in conjunction with his academic athletic achievement." Quinn McDowell became the first-ever two-time winner (2011 and 2012), and was the first CAA men's basketball student-athlete to be named one of 10 finalists for the Lowe's Senior CLASS Award on his way to Second-Team All-America honors in 2012.

Along with its success on the court, Tribe players have done their work in the classroom as well under Shaver. Over Shaver's 13 seasons, the Tribe leads the CAA with 40 All-Academic honorees, including a program record seven in 2012-13. Five times under Shaver a Tribe player has been named the CAA Scholar-Athlete of the Year. Each of the last four season (2013-16), the men's basketball program earned NCAA Public Recognition for its perfect four-year Academic Progress Rate of 1,000, ranking among the top 10 percent nationally. The Tribe has produced six straight years of perfect 1,000 APR scores.

W&M started the 2015-16 campaign by routing Atlantic Coast Conference foe N.C. State, 85-68, in Raleigh. It was the Tribe's third win over an ACC counterpart under Shaver and it's fourth against a major conference opponent in the last seven years. The Green and Gold closed out the season at No. 72 in the NCAA RPI, its second-best under Shaver and higher than 30 Power 5 Conference schools (ACC, Big 12, Big Ten, Pac 12 and SEC).

Under Shaver, the Tribe has peaked at the right time of year during the conference tournament. Prior to his arrival in 2004, W&M had just two CAA Tournament wins in 18 years as a member of the league. During Shaver's 13 seasons, the Tribe owns 12 CAA Tournament victories and the program's first four championship game appearances. In fact, since 2008, W&M leads all CAA programs with 11 league tournament victories.

Shaver has been recognized as the CAA Coach of the Year in both 2008 and 2010. During both those campaigns, he was also a finalist for the CollegeInsider.com Hugh Durham Mid-Major Coach of the Year. Shaver received National Association of Basketball Coaches (NABC) District 10 and Virginia Sports Information Directors (VaSID) State Coach of the Year honors as well during the 2010, while leading the Tribe to an impressive 22-11 record. Along with the team's success on the court, Shaver was recognized for his integrity off it. He was named a finalist by CollegeInsider.com for the 2015 Skip Prosser Man of the Year, presented annually to those who not only achieve success on the basketball court but who also display moral integrity off of it as well.

During the Tribe's impressive 2010 run, the Tribe established a school record with 10 road wins as well as a 10-game winning streak in November, December and January. The win streak included ACC road wins over both Wake Forest and Maryland, who both went on to advance to the NCAA Tournament. W&M received votes in both the ESPN/*USA Today* and *Associated Press* National Top 25 polls for seven straight weeks, marking the first votes for the Tribe in more than 30 years.

Shaver's fourth season at W&M in 2006-07 brought about a change in styles for the 31st W&M head coach. After spending much of his career coaching an up-tempo offense, featuring a trapping defense, Shaver switched over to a more perimeter-oriented attack. The Tribe offensive scheme spreads the floor and relies on spacing, effective perimeter shooting and players reading and reacting to teammates' cuts and motion. The results proved immediate as W&M won 15 games in 2006-07 followed by a 17-16 record in 2007-08. The Tribe earned the program's first CAA Championship Game appearance in 2008, a significant achievement for Shaver's first full recruiting class.

Shaver is a member of three Halls of Fame, including each of his previous coaching stops. In October of 2016, he was inducted into the High Point Central Sports Hall of Fame. A standout in football, basketball, golf and baseball for the Bison, Shaver was a multi-time all-conference selection in both football and basketball and quarterbacked the football team to the state finals in 1971. He was inducted into the Episcopal High School Hall of Fame in 2005 and the Hampden-Sydney College Hall of Fame in 2004 as the winningest coach at each place. Shaver led Episcopal for 10 seasons from 1976-86.

Shaver was named the head coach of the Tribe on May 2, 2003. He came to W&M after coaching 17 seasons at Hampden-Sydney, compiling a record of 358-121 (.747). He turned the Tigers into a Division III national powerhouse, leading H-SC to eight Old Dominion Athletic Conference titles, 12 20-win seasons and 11 NCAA Division III Tournament appearances, including two Final Four appearances in 1999 and 2003. Prior to taking over at Hampden-Sydney for the 1986-87 campaign, Shaver spent 10 years as the head boys' basketball coach at Episcopal High School in Alexandria, Virginia. He was named the Virginia Independent Schools Athletic Association State Coach of the Year in 1986, and was twice picked as the Alexandria Coach of the Year, while winning 73 percent of his games.

A 1976 graduate of North Carolina, Shaver was a guard on the Tar Heel program from 1972-75 under head coach Dean Smith. Originally a walk-on, he earned a scholarship his rookie season, when he was awarded the prestigious Butch Bennett Award, presented to the freshman who exemplifies determination, sportsmanship and sacrifice for the team. Shaver was voted the honoree by his teammates.

A native of High Point, North Carolina, Shaver and his wife, Ann, are the parents of three sons: Christopher, Austin and Jackson. Christopher was a professional baseball pitcher and spent time in the San Diego Padres and Chicago Cubs organizations after a standout career with the Tribe baseball team. Austin is currently an assistant coach for the Tribe. Jackson graduated from William & Mary in 2013 and played on the Tribe baseball team that advanced to the NCAA Regional in 2013.

CAREER HIGH QUICK REFERENCE

CATEGORY	BURCHFIELD	COHN	DIXON	GLOVER
Points	20 (2x) last vs. Milligan (12/16/16)	23 at Delaware (1/28/16)	36 at Old Dominion (12/29/16)	6 vs. Bluefield (11/20/14)
Field Goals	7 (3x) last vs. Milligan (12/16/16)	7 at Delaware (1/28/16)	11 at Old Dominion (12/29/16)	2 (2x) last vs. Mary Washington (12/18/15)
Field Goal Attempts	11 (2x) last vs. Savannah State (12/19/16)	12 at Delaware (1/28/16)	16 at Dayton (11/21/15)	3 (2x) last vs. Wash. Adventist (11/19/15)
3-Point Field Goals	6 (3x) last vs. Milligan (12/16/16)	5 at Delaware (1/28/16)	6 (2x) last at Dayton (11/21/15)	1 (2x) last vs. Mary Washington (12/18/15)
3-Point Field Goal Attempts	11 vs. Savannah State (12/19/16)	9 at Delaware (1/28/16)	13 vs. Presbyterian (11/19/16)	1 (2x) last vs. Mary Washington (12/18/15)
Free Throws	4 vs. Savannah State (12/19/16)	12 vs. UNCW (2/18/16)	9 (2x) last at Old Dominion (12/29/16)	6 vs. Bluefield (11/20/14)
Free Throw Attempts	4 vs. Savannah State (12/19/16)	12 vs. UNCW (2/18/16)	11 at Towson (1/17/15)	6 vs. Bluefield (11/20/14)
Rebounds	6 vs. Mary Washington (12/18/15)	7 at N.C. State (11/13/15)	10 vs. Washington College (12/19/14)	3 vs. Bluefield (11/20/14)
Assists	7 vs. Savannah State (12/19/16)	11 at UNCW (1/16/16)	6 vs. Elon (1/21/16)	1 (2x) last vs. Elon (1/21/16)
Steals	2 (2x) last vs. Savannah State (12/19/16)	4 (3x) last at UNCW (1/16/16)	3 (2x) last vs. Hofstra (2/11/16)	1 vs. Washington College (12/19/14)
Blocks	1 vs. Bridgewater (11/12/16)	1 (3x) last at Louisville (11/14/16)	5 vs. Hampton (11/25/15)	-
Minutes	26 vs. Savannah State (12/19/16)	37 (4x) last at Towson (2/13/16)	41 vs. Hofstra (3/8/15)	10 vs. Bluefield (11/20/14)

CATEGORY	KNIGHT	MALINOWSKI	MILON	MOSTAFA
Points	14 at Louisville (11/14/16)	22 vs. Hofstra (3/6/16)	25 vs. Syracuse (2/14/16)	3 vs. Savannah State (12/19/16)
Field Goals	6 at Louisville (11/14/16)	7 (2x) last vs. Milligan (12/16/16)	8 vs. Syracuse (2/14/16)	1 vs. Savannah State (12/19/16)
Field Goal Attempts	12 at Louisville (11/14/16)	14 vs. Milligan (12/16/16)	12 vs. Syracuse (2/14/16)	2 vs. Bridgewater (11/12/16)
3-Point Field Goals	-	5 vs. Hofstra (3/6/16)	5 vs. Syracuse (2/14/16)	1 vs. Savannah State (12/19/16)
3-Point Field Goal Attempts	1 (6x) last at URI (12/22/16)	8 vs. Hofstra (3/6/16)	7 vs. Syracuse (2/14/16)	1 (3x) last vs. Savannah State (12/19/16)
Free Throws	6 vs. Milligan (12/16/16)	5 vs. Mary Washington (12/18/15)	4 vs. Syracuse (2/14/16)	-
Free Throw Attempts	9 at Louisville (11/14/16)	6 vs. Mary Washington (12/18/15)	4 vs. Syracuse (2/14/16)	2 vs. Milligan (12/16/16)
Rebounds	10 vs. Milligan (12/16/16)	11 vs. Mary Washington (12/18/15)	4 (3x) last vs. Maine (12/13/15)	1 vs. Bridgewater (11/12/16)
Assists	2 (3x) last at Old Dominion (12/29/16)	4 (2x) last at Delaware (1/28/16)	2 (3x) last vs. UMass Lowell (12/6/15)	2 vs. Milligan (12/16/16)
Steals	1 (5x) last at Old Dominion (12/29/16)	3 (2x) last vs. Bridgewater (11/12/16)	1 (2x) last at Providence (12/9/15)	1 vs. Bridgewater (11/12/16)
Blocks	7 vs. Milligan (12/16/16)	3 vs. Mary Washington (12/18/15)	2 at Wake Forest (2/21/16)	-
Minutes	27 vs. Milligan (12/16/16)	37 at UNCW (1/16/16)	37 vs. Syracuse (2/14/16)	4 vs. Milligan (12/16/16)

CATEGORY	PIERCE	PREWITT	ROWLEY	SCHLOTMAN
Points	17 vs. Bridgewater (11/12/16)	33 vs. Hofstra (3/8/15)	14 vs. Milligan (12/16/16)	6 vs. Bridgewater (11/12/16)
Field Goals	7 vs. Bridgewater (11/12/16)	12 at Northeastern (2/4/16)	5 vs. Milligan (12/16/16)	2 (3x) last vs. Bridgewater (11/12/16)
Field Goal Attempts	9 (2x) last vs. Milligan (12/16/16)	18 (6x) last at Hampton (12/3/16)	10 vs. Milligan (12/16/16)	4 (2x) last vs. Mary Washington (12/18/15)
3-Point Field Goals	1 (3x) last vs. Savannah State (12/19/16)	6 at Delaware (1/21/15)	4 vs. Presbyterian (11/19/16)	1 (3x) last at Dayton (11/21/15)
3-Point Field Goal Attempts	3 (3x) last vs. Savannah State (12/19/16)	9 (2x) last vs. Delaware (2/14/15)	6 vs. Presbyterian (11/19/16)	2 (2x) last at Dayton (11/21/15)
Free Throws	2 (2x) last vs. Presbyterian (11/19/16)	12 (2x) last vs. Hofstra (3/8/15)	3 vs. Milligan (12/16/16)	4 vs. Hofstra (1/28/15)
Free Throw Attempts	2 (2x) last vs. Presbyterian (11/19/16)	18 vs. Hofstra (3/8/15)	3 vs. Milligan (12/16/16)	4 (3x) last vs. Hofstra (1/28/15)
Rebounds	6 vs. Bridgewater (11/12/16)	13 at Central Michigan (11/29/16)	13 vs. Milligan (12/16/16)	6 vs. Bridgewater (11/12/16)
Assists	4 vs. Savannah State (12/19/16)	6 (4x) last at Delaware (1/28/16)	4 vs. Presbyterian (11/19/16)	5 vs. Milligan (12/16/16)
Steals	4 vs. Bridgewater (11/12/16)	5 vs. James Madison (1/31/16)	2 vs. Savannah State (12/19/16)	2 (2x) last vs. Bridgewater (11/12/16)
Blocks	2 (2x) last vs. Milligan (12/16/16)	3 (2x) last vs. Northeastern (1/24/15)	2 (3x) last vs. Savannah State (12/19/16)	1 (3x) last vs. Milligan (12/16/16)
Minutes	21 vs. Milligan (12/16/16)	47 vs. Hofstra (3/8/15)	26 at Duke (11/23/16)	21 (3x) last at Liberty (11/17/15)

CATEGORY	TOT	WHITMAN	SCHOOL RECORDS
Points	8 vs. Hofstra (1/28/15)	16 (2x) last vs. Liberty (11/26/16)	49 - Jeff Cohen vs. Richmond (2/25/61)
Field Goals	3 vs. Hofstra (1/28/15)	6 (2x) last vs. Savannah State (12/19/16)	21 (2x) last Jeff Cohen vs. UR (2/25/61)
Field Goal Attempts	5 vs. Bluefield (11/20/14)	11 vs. Liberty (11/26/16)	34 Bill Chambers vs. Wash. & Lee (2/21/53)
3-Point Field Goals	1 (7x) last vs. Presbyterian (11/19/16)	-	9 Matt Verkey vs. Mason (2/27/95)
3-Point Field Goal Attempts	3 (3x) last at James Madison (3/5/16)	-	23 David Schneider at Liberty (11/29/08)
Free Throws	2 (6x) last vs. Milligan (12/16/16)	8 vs. Liberty (11/26/16)	20 John Mahoney vs. GW (12/29/54)
Free Throw Attempts	3 (3x) last vs. Milligan (12/16/16)	11 (3x) last vs. Savannah State (12/19/16)	24 Kurt Small at The Citadel (12/4/93)
Rebounds	6 at Florida (11/14/14)	15 vs. Savannah State (12/19/16)	51 Bill Chambers vs. Virginia (2/14/53)
Assists	5 (2x) last vs. Hofstra (1/28/15)	2 (7x) last vs. Liberty (11/26/16)	15 Scott Coval vs. Mason (2/23/85)
Steals	3 (2x) last vs. Hofstra (1/28/15)	2 (2x) last at Hofstra (3/6/16)	8 Rod Musselman vs. Wash. Coll. (1/10/76)
Blocks	2 vs. Savannah State (12/19/16)	5 vs. Northeastern (1/9/16)	10 David Cully vs. Mason (2/26/96)
Minutes	24 at Florida (11/14/14)	25 at Central Michigan (11/29/16)	

SINGLE-GAME HIGHS

Points
Season 36 at Old Dominion (12/29/16)
Career 36 at Old Dominion (12/29/16)

Field Goals
Season 11 at Old Dominion (12/29/16)
Career 11 at Old Dominion (12/29/16)

Field Goal Attempts
Season 15 (2x) last at Old Dominion (12/29/16)
Career 16 at Dayton (11/21/15)

3-Point Field Goals
Season 5 (2x) last at Old Dominion (12/29/16)
Career 6 (2x) last at Dayton (11/21/15)

3-Point Field Goal Attempts
Season 13 vs. Presbyterian (11/19/16)
Career 13 vs. Presbyterian (11/19/16)

Free Throws
Season 9 at Old Dominion (12/29/16)
Career 9 (2x) last at Old Dominion (12/29/16)

Free Throw Attempts
Season 10 at Old Dominion (12/29/16)
Career 11 at Towson (1/17/15)

Rebounds
Season 6 at Louisville (11/14/16)
Career 10 vs. Washington College (12/19/14)

Assists
Season 5 vs. Milligan (12/16/16)
Career 6 vs. Elon (1/21/16)

Steals
Season 2 (3x) last at Hampton (12/3/16)
Career 3 (2x) last vs. Hofstra (2/11/16)

Blocked Shots
Season 2 vs. Milligan (12/16/16)
Career 5 vs. Hampton (11/25/15)

Minutes
Season 31 at Hampton (12/3/16)
Career 41 vs. Hofstra (3/8/15)

0 DANIEL DIXON

Sr. - G - 6-6 - 210 - Great Falls, Va./Langley/Fishburne



DIXON'S 2016-17 GAME-BY-GAME STATISTICS

Date	Opp	Min	FG-A	Pct	3FG-A	Pct	FT-A	Pct	O-D	Tot	PF	A	TO	B	S	Pts
N12	• Bridgewater	18	4-9	.444	3-5	.600	0-0	.000	0-0	0	3	0	0	0	2	11
N14	• at Louisville	25	1-6	.167	1-5	.200	4-4	1.000	0-6	6	4	1	1	0	0	7
N19	• Presbyterian	30	7-15	.467	5-13	.385	1-2	.500	1-3	4	2	4	2	0	0	20
N23	• at Duke	25	4-14	.286	2-7	.286	3-3	1.000	0-3	3	3	1	3	0	2	13
N26	• Liberty	27	1-6	.167	0-2	.000	6-8	.750	2-3	5	4	1	6	0	1	8
N29	• at Central Michigan	24	0-7	.000	0-4	.000	0-0	.000	1-1	2	3	3	2	0	0	0
D3	• at Hampton	31	3-9	.333	1-7	.143	4-5	.800	0-5	5	2	1	3	0	2	11
D16	Milligan	19	7-8	.875	2-3	.667	4-4	1.000	0-1	1	3	5	4	2	1	20
D19	Savannah State	21	4-11	.364	4-11	.364	4-4	1.000	0-5	5	1	1	0	1	1	16
D22	at Rhode Island	27	5-10	.500	4-8	.500	0-0	.000	1-4	5	2	0	5	0	0	14
D29	at Old Dominion	29	11-15	.733	5-7	.714	9-10	.900	1-2	3	1	2	1	0	1	36
D31	at Northeastern															
J2	at Hofstra															
J5	Elon															
J7	Drexel															
J12	at UNCW															
J14	at Charleston															
J19	James Madison															
J21	at Elon															
J26	Delaware															
J28	UNCW															
F2	Northeastern															
F4	at Towson															
F9	at Drexel															
F11	Charleston															
F16	at James Madison															
F18	at Delaware															
F23	Hofstra															
F25	Towson															

DIXON'S CAREER STATISTICS

Year	GP	GS	Min	Avg	FG	FGA	Pct	3PM	3PA	Pct	FT	FTA	Pct	Off	Def	Tot	Avg	PF	FO	Ast	TO	Blk	Stl	Pts	Avg
2013-14	26	0	332	12.8	30	78	.385	25	65	.385	7	11	.636	5	36	41	1.6	39	0	18	12	7	11	92	3.5
2014-15	28	27	812	29.0	102	232	.440	73	162	.451	34	42	.810	6	72	78	2.8	70	4	32	31	9	23	311	11.1
2015-16	30	30	888	29.6	132	329	.401	70	198	.354	42	58	.724	9	106	115	3.8	60	2	54	43	21	14	376	12.5
2016-17	11	7	276	25.1	47	110	.427	27	72	.375	35	40	.875	6	33	39	3.5	28	0	19	27	3	10	156	14.2
CAREER	**95**	**64**	**2308**	**24.3**	**311**	**749**	**.415**	**195**	**497**	**.392**	**118**	**151**	**.781**	**26**	**247**	**273**	**2.9**	**197**	**6**	**123**	**113**	**40**	**58**	**935**	**9.8**

DIXON'S CAREER CAA STATISTICS

Year	GP	GS	Min	Avg	FG	FGA	Pct	3PM	3PA	Pct	FT	FTA	Pct	Off	Def	Tot	Avg	PF	FO	Ast	TO	Blk	Stl	Pts	Avg
2013-14	15	0	193	12.9	17	47	.362	13	39	.333	6	9	.667	3	22	25	1.7	21	0	11	3	4	6	53	3.5
2014-15	13	12	386	29.7	47	110	.427	34	78	.436	17	20	.850	4	26	30	2.3	35	3	18	18	5	9	145	11.2
2015-16	17	17	498	29.3	66	182	.363	33	113	.292	32	40	.800	6	62	68	4.0	37	1	39	23	8	13	197	11.6
2016-17	0	0	0	0.0	0	0	.000	0	0	.000	0	0	.000	0	0	0	0.0	0	0	0	0	0	0	0	0.0
CAREER	**45**	**29**	**1077**	**23.9**	**130**	**339**	**.383**	**80**	**230**	**.348**	**55**	**69**	**.797**	**13**	**110**	**123**	**2.7**	**93**	**4**	**68**	**44**	**17**	**28**	**395**	**8.8**

SINGLE-GAME HIGHS

Points
Season 2 vs. Bridgewater (11/12/16)
Career 6 vs. Bluefield (11/20/14)

Field Goals
Season 1 vs. Bridgewater (11/12/16)
Career 2 (2x) last vs. Mary Washington (12/18/15)

Field Goal Attempts
Season 1 vs. Bridgewater (11/12/16)
Career 3 (2x) last vs. Wash. Adventist (11/19/15)

3-Point Field Goals
Season
Career 1 (2x) last vs. Mary Washington (12/18/15)

3-Point Field Goal Attempts
Season
Career 1 (3x) last at Hofstra (1/24/16)

Free Throws
Season
Career 6 vs. Bluefield (11/20/14)

Free Throw Attempts
Season
Career 6 vs. Bluefield (11/20/14)

Rebounds
Season 1 vs. Presbyterian (11/19/16)
Career 3 vs. Bluefield (11/20/14)

Assists
Season
Career 1 (2x) last vs. Elon (1/21/16)

Steals
Season
Career 1 vs. Washington College (12/19/14)

Blocked Shots
Season
Career -

Minutes
Season 5 vs. Bridgewater (11/12/16)
Career 10 vs. Bluefield (11/20/14)

1 JAMISON GLOVER

Jr. - G - 6-1 - 195 - Haymarket, Va./Battlefield



GLOVER'S 2016-17 GAME-BY-GAME STATISTICS

Date	Opp	Min	FG-A	Pct	3FG-A	Pct	FT-A	Pct	O-D	Tot	PF	A	TO	B	S	Pts
N12	Bridgewater	5	1-1	1.000	0-0	.000	0-0	.000	0-0	0	1	0	0	0	0	2
N14	at Louisville						DNP									
N19	Presbyterian	1	0-0	.000	0-0	.000	0-0	.000	0-1	1	0	0	0	0	0	0
N23	at Duke						DNP									
N26	Liberty						DNP									
N29	at Central Michigan						DNP									
D3	at Hampton						DNP									
D16	Milligan						DNP									
D19	Savannah State						DNP									
D22	at Rhode Island						DNP									
D29	at Old Dominion						DNP									
D31	at Northeastern															
J2	at Hofstra															
J5	Elon															
J7	Drexel															
J12	at UNCW															
J14	at Charleston															
J19	James Madison															
J21	at Elon															
J26	Delaware															
J28	UNCW															
F2	Northeastern															
F4	at Towson															
F9	at Drexel															
F11	Charleston															
F16	at James Madison															
F18	at Delaware															
F23	Hofstra															
F25	Towson															

GLOVER'S CAREER STATISTICS

Year	GP	GS	Min	Avg	FG	FGA	Pct	3PM	3PA	Pct	FT	FTA	Pct	Off	Def	Tot	Avg	PF	FO	Ast	TO	Blk	Stl	Pts	Avg
2014-15	5	0	16	3.2	2	6	.333	0	0	.000	10	13	.769	3	3	6	1.2	1	0	1	2	0	1	14	2.8
2015-16	9	0	19	2.1	5	9	.556	2	3	.667	0	2	.000	0	1	1	0.1	2	0	1	1	0	0	12	1.3
2016-17	2	0	6	3.0	1	1	1.000	0	0	.000	0	0	.000	0	1	1	0.5	1	0	0	0	0	0	2	1.0
CAREER	**16**	**0**	**41**	**2.6**	**8**	**16**	**.500**	**2**	**3**	**.667**	**10**	**15**	**.667**	**3**	**5**	**8**	**0.5**	**4**	**0**	**2**	**3**	**0**	**1**	**28**	**1.8**

GLOVER'S CAREER CAA STATISTICS

Year	GP	GS	Min	Avg	FG	FGA	Pct	3PM	3PA	Pct	FT	FTA	Pct	Off	Def	Tot	Avg	PF	FO	Ast	TO	Blk	Stl	Pts	Avg
2014-15	2	0	2	1.0	2	2	1.000	0	0	.000	1	3	.333	1	0	1	0.5	0	0	0	0	0	0	5	2.5
2015-16	5	0	9	1.8	1	4	.250	0	1	.000	0	2	.000	0	0	0	0.0	2	0	1	1	0	0	2	0.4
2016-17	0	0	0	0.0	0	0	.000	0	0	.000	0	0	.000	0	0	0	0.0	0	0	0	0	0	0	0	0.0
CAREER	**7**	**0**	**11**	**1.6**	**3**	**6**	**.500**	**0**	**1**	**.000**	**1**	**5**	**.200**	**1**	**0**	**1**	**0.1**	**2**	**0**	**1**	**1**	**0**	**0**	**7**	**1.0**



OMAR PREWITT 4

Sr. - G/F - 6-7 - 195 - Mount Sterling, Ky./Montgomery County

PREWITT'S 2016-17 GAME-BY-GAME STATISTICS

Date	Opp	Min	FG-A	Pct	3FG-A	Pct	FT-A	Pct	O-D	Tot	PF	A	TO	B	S	Pts
N12	• Bridgewater	19	6-9	.667	2-3	.667	0-0	.000	1-3	4	1	1	1	1	3	14
N14	• at Louisville	32	4-13	.308	2-7	.286	4-5	.800	0-2	2	0	1	5	0	0	14
N19	• Presbyterian	28	2-7	.286	1-4	.250	0-0	.000	2-2	4	0	5	2	1	3	5
N23	• at Duke	33	5-11	.455	0-3	.000	1-2	.500	0-5	5	2	3	1	0	0	11
N26	• Liberty	34	6-12	.500	2-5	.400	9-12	.750	0-6	6	1	4	1	0	2	23
N29	• at Central Michigan	34	9-18	.500	3-7	.429	5-6	.833	0-13	13	2	2	1	1	0	26
D3	• at Hampton	36	7-18	.389	0-5	.000	7-9	.778	4-7	11	3	5	2	0	0	21
D16	Milligan	6	0-0	.000	0-0	.000	0-2	.000	0-1	1	1	0	0	0	2	0
D19	• Savannah State	28	7-14	.500	3-8	.375	4-4	1.000	1-6	7	1	2	3	1	0	21
D22	• at Rhode Island	32	4-10	.400	2-3	.667	2-6	.333	1-3	4	4	1	2	1	0	12
D29	• at Old Dominion	32	1-5	.200	1-2	.500	2-4	.500	0-4	4	3	3	3	0	0	5
D31	at Northeastern															
J2	at Hofstra															
J5	Elon															
J7	Drexel															
J12	at UNCW															
J14	at Charleston															
J19	James Madison															
J21	at Elon															
J26	Delaware															
J28	UNCW															
F2	Northeastern															
F4	at Towson															
F9	at Drexel															
F11	Charleston															
F16	at James Madison															
F18	at Delaware															
F23	Hofstra															
F25	Towson															

PREWITT'S CAREER STATISTICS

Year	GP	GS	Min	Avg	FG	FGA	Pct	3PM	3PA	Pct	FT	FTA	Pct	Off	Def	Tot	Avg	PF	FO	Ast	TO	Blk	Stl	Pts	Avg
2013-14	32	0	787	24.6	111	250	.444	51	138	.370	91	120	.758	31	117	148	4.6	60	1	63	55	16	29	364	11.4
2014-15	33	33	1090	33.0	152	331	.459	50	147	.340	91	130	.700	16	128	144	4.4	77	2	84	63	27	40	445	13.5
2015-16	31	31	998	32.2	188	381	.493	43	118	.364	133	189	.704	26	136	162	5.2	71	0	77	59	16	24	552	17.8
2016-17	11	10	314	28.5	51	117	.436	16	47	.340	34	50	.680	9	52	61	5.5	18	0	27	21	5	10	152	13.8
CAREER	**107**	**74**	**3189**	**29.8**	**502**	**1079**	**.465**	**160**	**450**	**.356**	**349**	**489**	**.714**	**82**	**433**	**515**	**4.8**	**226**	**3**	**251**	**198**	**64**	**103**	**1513**	**14.1**

PREWITT'S CAREER CAA STATISTICS

Year	GP	GS	Min	Avg	FG	FGA	Pct	3PM	3PA	Pct	FT	FTA	Pct	Off	Def	Tot	Avg	PF	FO	Ast	TO	Blk	Stl	Pts	Avg
2013-14	16	0	385	24.1	49	112	.438	22	61	.361	38	51	.745	14	56	70	4.4	32	0	35	20	5	15	158	9.9
2014-15	18	18	595	33.1	91	190	.479	30	82	.366	50	63	.794	12	67	79	4.4	43	2	52	33	20	21	262	14.6
2015-16	18	18	594	33.0	113	216	.523	27	71	.380	72	106	.679	16	74	90	5.0	40	0	41	31	7	15	325	18.1
2016-17	0	0	0	0.0	0	0	.000	0	0	.000	0	0	.000	0	0	0	0.0	0	0	0	0	0	0	0	0.0
CAREER	**52**	**36**	**1574**	**30.3**	**253**	**518**	**.488**	**79**	**214**	**.369**	**160**	**220**	**.727**	**42**	**197**	**239**	**4.6**	**115**	**2**	**128**	**84**	**32**	**51**	**745**	**14.3**

SINGLE-GAME HIGHS

Points
Season: 26 at Central Michigan (11/29/16)
Career: 33 vs. Hofstra (3/8/15)

Field Goals
Season: 9 at Central Michigan (11/29/16)
Career: 12 at Northeastern (2/4/16)

Field Goal Attempts
Season: 18 (2x) last at Hampton (12/3/16)
Career: 18 (6x) last at Hampton (12/3/16)

3-Point Field Goals
Season: 3 (2x) last vs. Savannah State (12/19/16)
Career: 6 at Delaware (1/21/15)

3-Point Field Goal Attempts
Season: 8 vs. Savannah State (12/19/16)
Career: 9 (2x) last vs. Delaware (2/14/15)

Free Throws
Season: 9 vs. Liberty (11/26/16)
Career: 12 (2x) last vs. Hofstra (3/8/15)

Free Throw Attempts
Season: 12 vs. Liberty (11/26/16)
Career: 18 vs. Hofstra (3/8/15)

Rebounds
Season: 13 at Central Michigan (11/29/16)
Career: 13 at Central Michigan (11/29/16)

Assists
Season: 5 (2x) last at Hampton (12/3/16)
Career: 6 (4x) last at Delaware (1/28/16)

Steals
Season: 3 (2x) last vs. Presbyterian (11/19/16)
Career: 5 vs. James Madison (1/31/16)

Blocked Shots
Season: 1 (5x) last at Rhode Island (12/22/16)
Career: 3 (2x) last vs. Northeastern (1/24/15)

Minutes
Season: 36 at Hampton (12/3/16)
Career: 47 vs. Hofstra (3/8/15)



GREG MALINOWSKI 5

Jr. - G/F - 6-6 - 210 - Chantilly, Va./Episcopal

MALINOWSKI'S 2016-17 GAME-BY-GAME STATISTICS

Date	Opp	Min	FG-A	Pct	3FG-A	Pct	FT-A	Pct	O-D	Tot	PF	A	TO	B	S	Pts
N12	Bridgewater	17	1-7	.143	0-3	.000	0-0	.000	1-1	2	3	1	1	0	3	2
N14	at Louisville	9	1-3	.333	0-1	.000	0-0	.000	1-1	2	3	0	2	0	0	2
N19	Presbyterian	14	4-6	.667	2-4	.500	0-0	.000	1-4	5	2	1	1	0	0	10
N23	at Duke	16	0-3	.000	0-1	.000	0-0	.000	0-1	1	2	1	2	1	0	0
N26	Liberty	11	1-3	.333	1-2	.500	0-0	.000	0-0	0	2	0	0	1	0	3
N29	at Central Michigan	23	5-10	.500	3-6	.500	1-1	1.000	3-3	6	2	1	1	0	1	14
D3	at Hampton	26	5-6	.833	4-5	.800	0-0	.000	1-2	3	1	0	5	0	0	14
D16	• Milligan	25	7-14	.500	3-7	.429	3-4	.750	1-2	3	1	1	1	0	0	20
D19	• Savannah State	17	5-6	.833	3-4	.750	1-2	.500	1-2	3	3	2	1	0	0	14
D22	• at Rhode Island	28	3-7	.429	1-2	.500	2-2	1.000	1-5	6	2	2	2	0	1	9
D29	• at Old Dominion	28	1-9	.111	1-6	.167	0-0	.000	0-2	2	1	2	1	0	1	3
D31	at Northeastern															
J2	at Hofstra															
J5	Elon															
J7	Drexel															
J12	at UNCW															
J14	at Charleston															
J19	James Madison															
J21	at Elon															
J26	Delaware															
J28	UNCW															
F2	Northeastern															
F4	at Towson															
F9	at Drexel															
F11	Charleston															
F16	at James Madison															
F18	at Delaware															
F23	Hofstra															
F25	Towson															

MALINOWSKI'S CAREER STATISTICS

Year	GP	GS	Min	Avg	FG	FGA	Pct	3PM	3PA	Pct	FT	FTA	Pct	Off	Def	Tot	Avg	PF	FO	Ast	TO	Blk	Stl	Pts	Avg
2014-15	33	4	544	16.5	48	110	.436	29	62	.468	13	19	.684	23	47	70	2.1	48	0	21	37	4	12	138	4.2
2015-16	31	2	582	18.8	83	193	.430	35	105	.333	38	53	.717	27	92	119	3.8	52	0	24	22	8	19	239	7.7
2016-17	11	4	211	19.2	33	74	.446	18	41	.439	7	9	.778	10	23	33	3.0	22	0	11	17	2	6	91	8.3
CAREER	**75**	**10**	**1337**	**17.8**	**164**	**377**	**.435**	**82**	**208**	**.394**	**58**	**81**	**.716**	**60**	**162**	**222**	**3.0**	**122**	**0**	**56**	**76**	**14**	**37**	**468**	**6.2**

MALINOWSKI'S CAREER CAA STATISTICS

Year	GP	GS	Min	Avg	FG	FGA	Pct	3PM	3PA	Pct	FT	FTA	Pct	Off	Def	Tot	Avg	PF	FO	Ast	TO	Blk	Stl	Pts	Avg
2014-15	18	3	323	17.9	30	62	.484	20	38	.526	5	7	.714	13	26	39	2.2	28	0	12	16	3	6	85	4.7
2015-16	18	1	329	18.3	42	111	.378	19	61	.311	18	25	.720	15	48	63	3.5	34	0	16	15	4	6	121	6.7
2016-17	0	0	0	0.0	0	0	.000	0	0	.000	0	0	.000	0	0	0	0.0	0	0	0	0	0	0	0	0.0
CAREER	**36**	**4**	**652**	**18.1**	**72**	**173**	**.416**	**39**	**99**	**.394**	**23**	**32**	**.719**	**28**	**74**	**102**	**2.8**	**62**	**0**	**28**	**31**	**7**	**12**	**206**	**5.7**

SINGLE-GAME HIGHS

Points
Season: 20 vs. Milligan (12/16/16)
Career: 22 vs. Hofstra (3/6/16)

Field Goals
Season: 7 vs. Milligan (12/16/16)
Career: 7 (2x) last vs. Milligan (12/16/16)

Field Goal Attempts
Season: 14 vs. Milligan (12/16/16)
Career: 14 vs. Milligan (12/16/16)

3-Point Field Goals
Season: 4 at Hampton (12/3/16)
Career: 5 vs. Hofstra (3/6/16)

3-Point Field Goal Attempts
Season: 7 vs. Milligan (12/16/16)
Career: 8 vs. Hofstra (3/6/16)

Free Throws
Season: 3 vs. Milligan (12/16/16)
Career: 5 vs. Mary Washington (12/18/15)

Free Throw Attempts
Season: 4 vs. Milligan (12/16/16)
Career: 6 vs. Mary Washington (12/18/15)

Rebounds
Season: 6 (2x) last at Rhode Island (12/22/16)
Career: 11 vs. Mary Washington (12/18/15)

Assists
Season: 2 (3x) last at Old Dominion (12/29/16)
Career: 4 (2x) last at Delaware (1/28/16)

Steals
Season: 3 vs. Bridgewater (11/12/16)
Career: 3 vs. Old Dominion (12/1/15)

Blocked Shots
Season: 1 (2x) last vs. Liberty (11/26/16)
Career: 3 vs. Mary Washington (12/18/15)

Minutes
Season: 28 (2x) last at Old Dominion (12/29/16)
Career: 37 at UNCW (1/16/16)

SINGLE-GAME HIGHS

Points
Season 20 vs. Milligan (12/16/16)
Career 20 (2x) last vs. Milligan (12/16/16)

Field Goals
Season 7 vs. Milligan (12/16/16)
Career 7 (3x) last vs. Milligan (12/16/16)

Field Goal Attempts
Season 11 (2x) last vs. Savannah State (12/19/16)
Career 11 (2x) last vs. Savannah State (12/19/16)

3-Point Field Goals
Season 6 vs. Milligan (12/16/16)
Career 6 (3x) last vs. Milligan (12/16/16)

3-Point Field Goal Attempts
Season 11 vs. Savannah State (12/19/16)
Career 11 vs. Savannah State (12/19/16)

Free Throws
Season 4 vs. Savannah State (12/19/16)
Career 4 vs. Savannah State (12/19/16)

Free Throw Attempts
Season 4 vs. Savannah State (12/19/16)
Career 4 vs. Savannah State (12/19/16)

Rebounds
Season 4 (2x) last vs. Milligan (12/16/16)
Career 6 vs. Mary Washington (12/18/15)

Assists
Season 7 vs. Savannah State (12/19/16)
Career 7 vs. Savannah State (12/19/16)

Steals
Season 2 (2x) last vs. Savannah State (12/19/16)
Career 2 (2x) last vs. Savannah State (12/19/16)

Blocked Shots
Season 1 vs. Bridgewater (11/12/16)
Career 1 vs. Bridgewater (11/12/16)

Minutes
Season 26 vs. Savannah State (12/19/16)
Career 26 vs. Savannah State (12/19/16)

10 CONNOR BURCHFIELD

Jr. - G - 6-4 - 177 - Concord, N.C./Concord



BURCHFIELD'S 2016-17 GAME-BY-GAME STATISTICS

Date	Opp	Min	FG-A	Pct	3FG-A	Pct	FT-A	Pct	O-D	Tot	PF	A	TO	B	S	Pts
N12	Bridgewater	21	4-6	.667	2-3	.667	1-2	.500	0-1	1	0	0	0	1	1	11
N14	at Louisville	16	2-7	.286	1-4	.250	0-0	.000	1-1	2	1	1	0	0	1	5
N19	Presbyterian	10	1-2	.500	1-2	.500	0-0	.000	0-1	1	1	1	0	0	0	3
N23	at Duke	16	2-3	.667	2-3	.667	0-0	.000	0-0	0	3	0	0	0	0	6
N26	Liberty	17	2-4	.500	2-3	.667	1-2	.500	0-4	4	2	1	0	0	0	7
N29	at Central Michigan	16	3-5	.600	2-4	.500	0-0	.000	0-2	2	2	0	0	0	1	8
D3	at Hampton	11	0-4	.000	0-3	.000	0-0	.000	0-2	2	0	1	0	0	0	0
D16	• Milligan	25	7-11	.636	6-8	.750	0-0	.000	1-3	4	1	2	1	0	2	20
D19	• Savannah State	26	5-11	.455	5-11	.455	4-4	1.000	0-2	2	1	7	0	0	2	19
D22	• at Rhode Island	13	0-1	.000	0-1	.000	0-0	.000	1-0	1	0	0	0	0	0	0
D29	• at Old Dominion	13	2-3	.667	1-2	.500	0-0	.000	0-2	2	0	0	0	0	0	5
D31	at Northeastern															
J2	at Hofstra															
J5	Elon															
J7	Drexel															
J12	at UNCW															
J14	at Charleston															
J19	James Madison															
J21	at Elon															
J26	Delaware															
J28	UNCW															
F2	Northeastern															
F4	at Towson															
F9	at Drexel															
F11	Charleston															
F16	at James Madison															
F18	at Delaware															
F23	Hofstra															
F25	Towson															

BURCHFIELD'S CAREER STATISTICS

Year	GP	GS	Min	Avg	FG	FGA	Pct	3PM	3PA	Pct	FT	FTA	Pct	Off	Def	Tot	Avg	PF	FO	Ast	TO	Blk	Stl	Pts	Avg
2014-15	18	0	156	8.7	15	36	.417	10	27	.370	3	3	1.000	1	24	25	1.4	11	0	2	7	0	3	43	2.4
2015-16	31	0	372	12.0	59	100	.590	40	71	.563	10	11	.909	2	42	44	1.4	22	0	15	18	0	5	168	5.4
2016-17	11	4	184	16.7	28	57	.491	22	44	.500	6	8	.750	3	18	21	1.9	11	0	13	1	1	7	84	7.6
CAREER	**60**	**4**	**712**	**11.9**	**102**	**193**	**.528**	**72**	**142**	**.507**	**19**	**22**	**.864**	**6**	**84**	**90**	**1.5**	**44**	**0**	**30**	**26**	**1**	**15**	**295**	**4.9**

BURCHFIELD'S CAREER CAA STATISTICS

Year	GP	GS	Min	Avg	FG	FGA	Pct	3PM	3PA	Pct	FT	FTA	Pct	Off	Def	Tot	Avg	PF	FO	Ast	TO	Blk	Stl	Pts	Avg
2014-15	10	0	73	7.3	5	15	.333	4	11	.364	0	0	.000	0	8	8	0.8	5	0	1	3	0	2	14	1.4
2015-16	18	0	211	11.7	28	52	.538	22	41	.537	7	7	1.000	1	22	23	1.3	11	0	11	11	0	2	85	4.7
2016-17	0	0	0	0.0	0	0	.000	0	0	.000	0	0	.000	0	0	0	0.0	0	0	0	0	0	0	0	0.0
CAREER	**28**	**0**	**284**	**10.1**	**33**	**67**	**.493**	**26**	**52**	**.500**	**7**	**7**	**1.000**	**1**	**30**	**31**	**1.1**	**16**	**0**	**12**	**14**	**0**	**4**	**99**	**3.5**

SINGLE-GAME HIGHS

Points
Season 6 vs. Bridgewater (11/12/16)
Career 6 vs. Bridgewater (11/12/16)

Field Goals
Season 2 vs. Bridgewater (11/12/16)
Career 2 (3x) last vs. Bridgewater (11/12/16)

Field Goal Attempts
Season 3 vs. Bridgewater (11/12/16)
Career 4 (2x) last vs. Mary Washington (12/18/15)

3-Point Field Goals
Season
Career 1 (3x) last at Dayton (11/21/15)

3-Point Field Goal Attempts
Season
Career 2 (2x) last at Dayton (11/21/15)

Free Throws
Season 2 (2x) last vs. Milligan (12/16/16)
Career 4 vs. Hofstra (1/28/15)

Free Throw Attempts
Season 2 (3x) last vs. Milligan (12/16/16)
Career 4 (3x) last vs. Hofstra (1/28/15)

Rebounds
Season 6 vs. Bridgewater (11/12/16)
Career 6 vs. Bridgewater (11/12/16)

Assists
Season 5 vs. Milligan (12/16/16)
Career 5 vs. Milligan (12/16/16)

Steals
Season 2 vs. Bridgewater (11/12/16)
Career 2 (2x) last vs. Bridgewater (11/12/16)

Blocked Shots
Season 1 vs. Milligan (12/16/16)
Career 1 (3x) last vs. Milligan (12/16/16)

Minutes
Season 17 vs. Bridgewater (11/12/16)
Career 21 (3x) last at Liberty (11/17/15)

11 MICHAEL SCHLOTMAN

RJr. - G - 6-5 - 200 - Munster, Ind./Munster



SCHLOTMAN'S 2016-17 GAME-BY-GAME STATISTICS

Date	Opp	Min	FG-A	Pct	3FG-A	Pct	FT-A	Pct	O-D	Tot	PF	A	TO	B	S	Pts
N12	Bridgewater	17	2-3	.667	0-0	.000	2-2	1.000	3-3	6	0	4	0	0	2	6
N14	at Louisville	5	0-0	.000	0-0	.000	0-2	.000	1-0	1	0	0	1	0	0	0
N19	Presbyterian	2	0-0	.000	0-0	.000	0-0	.000	0-0	0	0	0	0	0	0	0
N23	at Duke	2	0-0	.000	0-0	.000	0-0	.000	0-0	0	0	0	0	0	0	0
N26	Liberty						DNP									
N29	at Central Michigan						DNP									
D3	at Hampton						DNP									
D16	Milligan	14	1-1	1.000	0-0	.000	2-2	1.000	0-3	3	0	5	0	1	1	4
D19	Savannah State	5	0-0	.000	0-0	.000	0-0	.000	0-0	0	1	0	0	0	0	0
D22	at Rhode Island						DNP									
D29	at Old Dominion						DNP									
D31	at Northeastern															
J2	at Hofstra															
J5	Elon															
J7	Drexel															
J12	at UNCW															
J14	at Charleston															
J19	James Madison															
J21	at Elon															
J26	Delaware															
J28	UNCW															
F2	Northeastern															
F4	at Towson															
F9	at Drexel															
F11	Charleston															
F16	at James Madison															
F18	at Delaware															
F23	Hofstra															
F25	Towson															

SCHLOTMAN'S CAREER STATISTICS

Year	GP	GS	Min	Avg	FG	FGA	Pct	3PM	3PA	Pct	FT	FTA	Pct	Off	Def	Tot	Avg	PF	FO	Ast	TO	Blk	Stl	Pts	Avg
2013-14	2	0	16	8.0	0	0	.000	0	0	.000	0	2	.000	0	0	0	0.0	1	0	1	0	0	0	0	0.0
2014-15	24	1	231	9.6	8	24	.333	2	3	.667	16	25	.640	4	10	14	0.6	24	0	17	13	1	7	34	1.4
2015-16	17	0	130	7.6	3	13	.231	1	4	.250	4	8	.500	3	14	17	1.0	17	0	17	9	1	3	11	0.6
2016-17	6	0	45	7.5	3	4	.750	0	0	.000	4	6	.667	4	6	10	1.7	1	0	9	1	1	3	10	1.7
CAREER	**49**	**1**	**422**	**8.6**	**14**	**41**	**.341**	**3**	**7**	**.429**	**24**	**41**	**.585**	**11**	**30**	**41**	**0.8**	**43**	**0**	**44**	**23**	**3**	**13**	**55**	**1.1**

SCHLOTMAN'S CAREER CAA STATISTICS

Year	GP	GS	Min	Avg	FG	FGA	Pct	3PM	3PA	Pct	FT	FTA	Pct	Off	Def	Tot	Avg	PF	FO	Ast	TO	Blk	Stl	Pts	Avg
2014-15	12	1	97	8.1	1	11	.091	0	0	.000	10	13	.769	2	4	6	0.5	9	0	7	5	1	3	12	1.0
2015-16	6	0	12	2.0	0	0	.000	0	0	.000	1	2	.500	2	0	2	0.3	0	0	1	1	0	0	1	0.2
2016-17	0	0	0	0.0	0	0	.000	0	0	.000	0	0	.000	0	0	0	0.0	0	0	0	0	0	0	0	0.0
CAREER	**18**	**1**	**109**	**6.1**	**1**	**11**	**.091**	**0**	**0**	**.000**	**11**	**15**	**.733**	**4**	**4**	**8**	**0.4**	**9**	**0**	**8**	**6**	**1**	**3**	**13**	**0.7**



NATHAN KNIGHT 13

Fr. - F - 6-10 - 247 - Syracuse, N.Y./ Nottingham/Kimball Union Academy

KNIGHT'S 2016-17 GAME-BY-GAME STATISTICS

Date	Opp	Min	FG-A	Pct	3FG-A	Pct	FT-A	Pct	O-D	Tot	PF	A	TO	B	S	Pts
N12	Bridgewater	17	4-9	.444	0-1	.000	0-0	.000	4-1	5	1	1	1	1	1	8
N14	at Louisville	20	6-12	.500	0-1	.00	2-9	.222	2-5	7	4	1	2	0	1	14
N19	Presbyterian	18	4-6	.667	0-0	.000	0-0	.000	0-5	5	2	1	0	2	0	8
N23	at Duke	21	4-8	.500	0-1	.000	3-4	.750	1-4	5	1	2	2	0	0	11
N26	Liberty	15	2-4	.500	0-0	.000	2-4	.500	2-3	5	2	1	0	2	1	6
N29	at Central Michigan	12	0-6	.000	0-1	.000	0-0	.000	1-1	2	1	2	1	0	0	0
D3	at Hampton	19	3-5	.600	0-1	.000	2-3	.667	2-0	2	4	0	2	0	0	8
D16	• Milligan	27	4-6	.667	0-0	.000	6-7	.857	4-6	10	1	0	0	7	1	14
D19	Savannah State	17	1-4	.250	0-0	.000	1-4	.250	3-3	6	2	1	1	2	0	3
D22	at Rhode Island	16	4-5	.800	0-1	.000	1-2	.500	1-4	5	3	0	4	1	0	9
D29	at Old Dominion	21	2-2	1.000	0-0	.000	2-3	.667	0-3	3	3	2	2	3	1	6
D31	at Northeastern															
J2	at Hofstra															
J5	Elon															
J7	Drexel															
J12	at UNCW															
J14	at Charleston															
J19	James Madison															
J21	at Elon															
J26	Delaware															
J28	UNCW															
F2	Northeastern															
F4	at Towson															
F9	at Drexel															
F11	Charleston															
F16	at James Madison															
F18	at Delaware															
F23	Hofstra															
F25	Towson															

KNIGHT'S CAREER STATISTICS

Year	GP	GS	Min	Avg	FG	FGA	Pct	3PM	3PA	Pct	FT	FTA	Pct	Off	Def	Tot	Avg	PF	FO	Ast	TO	Blk	Stl	Pts	Avg
2016-17	11	1	203	18.5	34	67	.507	0	6	.000	19	36	.528	20	35	55	5.0	24	0	11	15	18	5	87	7.9
CAREER	**11**	**1**	**203**	**18.5**	**34**	**67**	**.507**	**0**	**6**	**.000**	**19**	**36**	**.528**	**20**	**35**	**55**	**5.0**	**24**	**0**	**11**	**15**	**18**	**5**	**87**	**7.9**

KNIGHT'S CAREER CAA STATISTICS

Year	GP	GS	Min	Avg	FG	FGA	Pct	3PM	3PA	Pct	FT	FTA	Pct	Off	Def	Tot	Avg	PF	FO	Ast	TO	Blk	Stl	Pts	Avg
2016-17	0	0	0	0.0	0	0	.000	0	0	.000	0	0	.000	0	0	0	0.0	0	0	0	0	0	0	0	0.0
CAREER	**0**	**0**	**0**	**0.0**	**0**	**0**	**.000**	**0**	**0**	**.000**	**0**	**0**	**.000**	**0**	**0**	**0**	**0.0**	**0**	**0**	**0**	**0**	**0**	**0**	**0**	**0.0**

SINGLE-GAME HIGHS

Points
Season 14 (2x) last vs. Milligan (12/16/16)
Career 14 (2x) last vs. Milligan (12/16/16)

Field Goals
Season 6 at Louisville (11/14/16)
Career 6 at Louisville (11/14/16)

Field Goal Attempts
Season 12 at Louisville (11/14/16)
Career 12 at Louisville (11/14/16)

3-Point Field Goals
Season
Career

3-Point Field Goal Attempts
Season 1 (6x) last at Rhode Island (12/22/16)
Career 1 (6x) last at Rhode Island (12/22/16)

Free Throws
Season 6 vs. Milligan (12/16/16)
Career 6 vs. Milligan (12/16/16)

Free Throw Attempts
Season 9 at Louisville (11/14/16)
Career 9 at Louisville (11/14/16)

Rebounds
Season 10 vs. Milligan (12/16/16)
Career 10 vs. Milligan (12/16/16)

Assists
Season 2 (3x) last at Old Dominion (12/29/16)
Career 2 (3x) last at Old Dominion (12/29/16)

Steals
Season 1 (5x) last at Old Dominion (12/29/16)
Career 1 (5x) last at Old Dominion (12/29/16)

Blocked Shots
Season 7 vs. Milligan (12/16/16)
Career 7 vs. Milligan (12/16/16)

Minutes
Season 27 vs. Milligan (12/16/16)
Career 27 vs. Milligan (12/16/16)



OLIVER TOT 21

Jr. - G - 6-6 - 205 - Bratislava, Slovakia/Kimball Union Academy

TOT'S 2016-17 GAME-BY-GAME STATISTICS

Date	Opp	Min	FG-A	Pct	3FG-A	Pct	FT-A	Pct	O-D	Tot	PF	A	TO	B	S	Pts
N12	Bridgewater	13	1-1	1.000	0-0	.000	0-0	.000	0-3	3	0	2	0	0	1	2
N14	at Louisville	10	0-1	.000	0-1	.000	0-0	.000	0-0	0	1	1	0	1	0	0
N19	Presbyterian	8	1-1	1.000	1-1	1.000	0-0	.000	0-0	0	0	0	1	0	0	3
N23	at Duke	11	0-0	.000	0-0	.000	0-0	.000	0-0	0	1	0	0	1	0	0
N26	Liberty	7	0-0	.000	0-0	.000	0-0	.000	0-0	0	1	0	0	0	0	0
N29	at Central Michigan	13	2-3	.667	0-1	.000	1-2	.500	0-0	0	1	1	1	1	0	5
D3	at Hampton	12	0-0	.000	0-0	.000	0-0	.000	0-0	0	1	1	2	0	2	0
D16	Milligan	20	1-1	1.000	0-0	.000	2-3	.667	0-2	2	1	4	2	1	1	4
D19	Savannah State	8	0-0	.000	0-0	.000	0-0	.000	0-0	0	4	2	0	2	0	0
D22	at Rhode Island	2	0-0	.000	0-0	.000	0-0	.000	0-0	0	0	1	1	1	0	0
D29	at Old Dominion	8	0-0	.000	0-0	.000	0-2	.000	0-3	3	1	1	1	0	0	0
D31	at Northeastern															
J2	at Hofstra															
J5	Elon															
J7	Drexel															
J12	at UNCW															
J14	at Charleston															
J19	James Madison															
J21	at Elon															
J26	Delaware															
J28	UNCW															
F2	Northeastern															
F4	at Towson															
F9	at Drexel															
F11	Charleston															
F16	at James Madison															
F18	at Delaware															
F23	Hofstra															
F25	Towson															

TOT'S CAREER STATISTICS

Year	GP	GS	Min	Avg	FG	FGA	Pct	3PM	3PA	Pct	FT	FTA	Pct	Off	Def	Tot	Avg	PF	FO	Ast	TO	Blk	Stl	Pts	Avg
2014-15	24	2	222	9.3	9	22	.409	2	8	.250	11	17	.647	5	21	26	1.1	19	0	27	21	3	11	31	1.3
2015-16	26	0	170	6.5	10	21	.476	4	9	.444	4	8	.500	2	21	23	0.9	24	0	22	12	5	8	28	1.1
2016-17	11	0	112	10.2	5	7	.714	1	3	.333	3	7	.429	0	8	8	0.7	11	0	13	8	7	4	14	1.3
CAREER	**61**	**2**	**504**	**8.3**	**24**	**50**	**.480**	**7**	**20**	**.350**	**18**	**32**	**.563**	**7**	**50**	**57**	**0.9**	**54**	**0**	**62**	**41**	**15**	**23**	**73**	**1.2**

TOT'S CAREER CAA STATISTICS

Year	GP	GS	Min	Avg	FG	FGA	Pct	3PM	3PA	Pct	FT	FTA	Pct	Off	Def	Tot	Avg	PF	FO	Ast	TO	Blk	Stl	Pts	Avg
2014-15	15	2	144	9.6	7	11	.636	1	2	.500	7	11	.636	4	15	19	1.3	15	0	17	10	1	6	22	1.5
2015-16	17	0	103	6.1	4	12	.333	1	3	.333	1	3	.333	2	9	11	0.6	17	0	12	8	3	4	10	0.6
2016-17	0	0	0	0.0	0	0	.000	0	0	.000	0	0	.000	0	0	0	0.0	0	0	0	0	0	0	0	0.0
CAREER	**32**	**2**	**247**	**7.7**	**11**	**23**	**.478**	**2**	**5**	**.400**	**8**	**14**	**.571**	**6**	**24**	**30**	**0.9**	**32**	**0**	**29**	**18**	**4**	**10**	**32**	**1.0**

SINGLE-GAME HIGHS

Points
Season 5 at Central Michigan (11/29/16)
Career 8 vs. Hofstra (1/28/15)

Field Goals
Season 2 at Central Michigan (11/29/16)
Career 3 vs. Hofstra (1/28/15)

Field Goal Attempts
Season 3 at Central Michigan (11/29/16)
Career 5 vs. Bluefield (11/20/14)

3-Point Field Goals
Season 1 vs. Presbyterian (11/19/16)
Career 1 (7x) last vs. Presbyterian (11/19/16)

3-Point Field Goal Attempts
Season 1 (3x) last at Central Michigan (11/29/16)
Career 2 (3x) last vs. James Madison (3/5/16)

Free Throws
Season 2 vs. Milligan (12/16/16)
Career 2 (6x) last vs. Milligan (12/16/16)

Free Throw Attempts
Season 3 vs. Milligan (12/16/16)
Career 3 (3x) last vs. Milligan (12/16/16)

Rebounds
Season 3 (2x) last at Old Dominion (12/29/16)
Career 6 at Florida (11/14/14)

Assists
Season 4 vs. Milligan (12/16/16)
Career 5 (2x) last vs. Hofstra (1/28/15)

Steals
Season 2 at Hampton (12/3/16)
Career 3 (2x) last vs. Hofstra (1/28/15)

Blocked Shots
Season 2 vs. Savannah State (12/19/16)
Career 2 vs. Savannah State (12/19/16)

Minutes
Season 20 vs. Milligan (12/16/16)
Career 24 at Florida (11/14/14)

SINGLE-GAME HIGHS

Points
Season 14 vs. Milligan (12/16/16)
Career 14 vs. Milligan (12/16/16)

Field Goals
Season 5 vs. Milligan (12/16/16)
Career 5 vs. Milligan (12/16/16)

Field Goal Attempts
Season 10 vs. Milligan (12/16/16)
Career 10 vs. Milligan (12/16/16)

3-Point Field Goals
Season 4 vs. Presbyterian (11/19/16)
Career 4 vs. Presbyterian (11/19/16)

3-Point Field Goal Attempts
Season 6 vs. Presbyterian (11/19/16)
Career 6 vs. Presbyterian (11/19/16)

Free Throws
Season 3 vs. Milligan (12/16/16)
Career 3 vs. Milligan (12/16/16)

Free Throw Attempts
Season 3 vs. Milligan (12/16/16)
Career 3 vs. Milligan (12/16/16)

Rebounds
Season 13 vs. Milligan (12/16/16)
Career 13 vs. Milligan (12/16/16)

Assists
Season 4 vs. Presbyterian (11/19/16)
Career 4 vs. Presbyterian (11/19/16)

Steals
Season 2 vs. Savannah State (12/19/16)
Career 2 vs. Savannah State (12/19/16)

Blocked Shots
Season 2 (3x) last vs. Savannah State (12/19/16)
Career 2 (3x) last vs. Savannah State (12/19/16)

Minutes
Season 26 at Duke (11/23/16)
Career 26 at Duke (11/23/16)

22 PAUL ROWLEY

RSo. - F - 6-8 - 200 - Purcellville, Va./Loudoun Valley



ROWLEY'S 2016-17 GAME-BY-GAME STATISTICS

Date	Opp	Min	FG-A	Pct	3FG-A	Pct	FT-A	Pct	O-D	Tot	PF	A	TO	B	S	Pts
N12	• Bridgewater	21	3-6	.500	2-4	.500	2-2	1.000	0-1	1	1	1	1	2	1	10
N14	• at Louisville	18	1-4	.250	1-4	.250	0-0	.000	0-3	3	1	0	2	0	0	3
N19	• Presbyterian	23	4-6	.667	4-6	.667	0-0	.000	0-3	3	1	4	0	0	1	12
N23	• at Duke	26	3-5	.600	3-4	.750	0-0	.000	0-0	0	4	2	1	1	1	9
N26	• Liberty	25	3-6	.500	1-3	.333	0-0	.000	2-2	4	2	0	0	0	0	7
N29	• at Central Michigan	16	1-3	.333	0-1	.000	0-0	.000	2-2	4	0	1	0	0	1	2
D3	• at Hampton	10	0-3	.000	0-2	.000	0-0	.000	0-1	1	0	0	0	0	0	0
D16	• Milligan	24	5-10	.500	1-5	.200	3-3	1.000	4-9	13	2	3	2	2	0	14
D19	Savannah State	17	3-5	.600	2-4	.500	2-2	1.000	2-1	3	2	0	0	2	2	10
D22	at Rhode Island	14	0-1	.000	0-0	.000	0-0	.000	0-0	0	1	0	0	0	0	0
D29	at Old Dominion	9	1-2	.500	1-2	.500	0-0	.000	0-0	0	2	1	1	1	0	3
D31	at Northeastern															
J2	at Hofstra															
J5	Elon															
J7	Drexel															
J12	at UNCW															
J14	at Charleston															
J19	James Madison															
J21	at Elon															
J26	Delaware															
J28	UNCW															
F2	Northeastern															
F4	at Towson															
F9	at Drexel															
F11	Charleston															
F16	at James Madison															
F18	at Delaware															
F23	Hofstra															
F25	Towson															

ROWLEY'S CAREER STATISTICS

Year	GP	GS	Min	Avg	FG	FGA	Pct	3PM	3PA	Pct	FT	FTA	Pct	Off	Def	Tot	Avg	PF	FO	Ast	TO	Blk	Stl	Pts	Avg
2015-16	8	0	22	2.8	3	9	.333	2	8	.250	0	0	.000	1	2	3	0.4	4	0	2	0	0	0	8	1.0
2016-17	11	8	203	18.5	24	51	.471	15	35	.429	7	7	1.000	10	22	32	2.9	16	0	12	7	8	6	70	6.4
CAREER	**19**	**8**	**225**	**11.8**	**27**	**60**	**.450**	**17**	**43**	**.395**	**7**	**7**	**1.000**	**11**	**24**	**35**	**1.8**	**20**	**0**	**14**	**7**	**8**	**6**	**78**	**4.1**

ROWLEY'S CAREER CAA STATISTICS

Year	GP	GS	Min	Avg	FG	FGA	Pct	3PM	3PA	Pct	FT	FTA	Pct	Off	Def	Tot	Avg	PF	FO	Ast	TO	Blk	Stl	Pts	Avg
2015-16	4	0	7	1.8	1	3	.333	1	3	.333	0	0	.000	0	0	0	0.0	2	0	0	0	0	0	3	0.8
2016-17	0	0	0	0.0	0	0	.000	0	0	.000	0	0	.000	0	0	0	0.0	0	0	0	0	0	0	0	0.0
CAREER	**4**	**0**	**7**	**1.8**	**1**	**3**	**.333**	**1**	**3**	**.333**	**0**	**0**	**.000**	**0**	**0**	**0**	**0.0**	**2**	**0**	**0**	**0**	**0**	**0**	**3**	**0.8**

SINGLE-GAME HIGHS

Points
Season 17 vs. Bridgewater (11/12/16)
Career 17 vs. Bridgewater (11/12/16)

Field Goals
Season 7 vs. Bridgewater (11/12/16)
Career 7 vs. Bridgewater (11/12/16)

Field Goal Attempts
Season 9 (2x) last vs. Milligan (12/16/16)
Career 9 (2x) last vs. Milligan (12/16/16)

3-Point Field Goals
Season 1 (3x) last vs. Savannah State (12/19/16)
Career 1 (3x) last vs. Savannah State (12/19/16)

3-Point Field Goal Attempts
Season 3 (3x) last vs. Savannah State (12/19/16)
Career 3 (3x) last vs. Savannah State (12/19/16)

Free Throws
Season 2 (3x) last at Central Michigan (11/29/16)
Career 2 (3x) last at Central Michigan (11/29/16)

Free Throw Attempts
Season 2 (3x) last at Central Michigan (11/29/16)
Career 2 (3x) last at Central Michigan (11/29/16)

Rebounds
Season 6 vs. Bridgewater (11/12/16)
Career 6 vs. Bridgewater (11/12/16)

Assists
Season 4 vs. Savannah State (12/19/16)
Career 4 vs. Savannah State (12/19/16)

Steals
Season 4 vs. Bridgewater (11/12/16)
Career 4 vs. Bridgewater (11/12/16)

Blocked Shots
Season 2 (2x) last vs. Milligan (12/16/16)
Career 2 (2x) last vs. Milligan (12/16/16)

Minutes
Season 21 vs. Milligan (12/16/16)
Career 21 vs. Milligan (12/16/16)

23 JUSTIN PIERCE

Fr. - F - 6-6 - 205 - Glen Ellyn, Ill. / Glenbard West



PIERCE'S 2016-17 GAME-BY-GAME STATISTICS

Date	Opp	Min	FG-A	Pct	3FG-A	Pct	FT-A	Pct	O-D	Tot	PF	A	TO	B	S	Pts
N12	Bridgewater	18	7-9	.778	1-3	.333	2-2	1.000	2-4	6	2	0	2	1	4	17
N14	at Louisville	20	1-5	.200	0-3	.000	0-1	.000	1-1	2	1	2	1	0	0	2
N19	Presbyterian	14	2-6	.333	0-2	.000	2-2	1.000	1-2	3	3	0	1	2	0	6
N23	at Duke	10	1-3	.333	0-1	.000	0-0	.000	1-2	3	0	0	0	0	0	2
N26	Liberty	8	1-4	.250	0-0	.000	0-0	.000	2-1	3	1	0	0	0	1	2
N29	at Central Michigan	10	2-5	.400	1-2	.500	2-2	1.000	1-2	3	0	0	0	0	0	7
D3	at Hampton	6	0-1	.000	0-0	.000	0-0	.000	1-1	2	0	0	0	0	0	0
D16	Milligan	21	5-9	.556	0-2	.000	0-0	.000	0-5	5	2	1	3	2	1	10
D19	Savannah State	16	3-7	.429	1-3	.333	0-0	.000	0-3	3	1	4	0	0	0	7
D22	at Rhode Island	6	0-0	.000	0-0	.000	0-0	.000	0-0	2	0	1	0	0	0	0
D29	at Old Dominion	9	0-0	.000	0-0	.000	0-0	.000	0-1	1	0	0	0	0	0	0
D31	at Northeastern															
J2	at Hofstra															
J5	Elon															
J7	Drexel															
J12	at UNCW															
J14	at Charleston															
J19	James Madison															
J21	at Elon															
J26	Delaware															
J28	UNCW															
F2	Northeastern															
F4	at Towson															
F9	at Drexel															
F11	Charleston															
F16	at James Madison															
F18	at Delaware															
F23	Hofstra															
F25	Towson															

PIERCE'S CAREER STATISTICS

Year	GP	GS	Min	Avg	FG	FGA	Pct	3PM	3PA	Pct	FT	FTA	Pct	Off	Def	Tot	Avg	PF	FO	Ast	TO	Blk	Stl	Pts	Avg
2016-17	11	0	138	12.5	22	49	.449	3	16	.188	6	7	.857	9	22	31	2.8	12	0	8	7	5	6	53	4.8
CAREER	**11**	**0**	**138**	**12.5**	**22**	**49**	**.449**	**3**	**16**	**.188**	**6**	**7**	**.857**	**9**	**22**	**31**	**2.8**	**12**	**0**	**8**	**7**	**5**	**6**	**53**	**4.8**

PIERCE'S CAREER CAA STATISTICS

Year	GP	GS	Min	Avg	FG	FGA	Pct	3PM	3PA	Pct	FT	FTA	Pct	Off	Def	Tot	Avg	PF	FO	Ast	TO	Blk	Stl	Pts	Avg
2016-17	0	0	0	0.0	0	0	.000	0	0	.000	0	0	.000	0	0	0	0.0	0	0	0	0	0	0	0	0.0
CAREER	**0**	**0**	**0**	**0.0**	**0**	**0**	**.000**	**0**	**0**	**.000**	**0**	**0**	**.000**	**0**	**0**	**0**	**0.0**	**0**	**0**	**0**	**0**	**0**	**0**	**0**	**0.0**



OMAR MOSTAFA 24

Fr. - G - 6-2 - 215 - Saddle River, N.J. / Don Bosco Prep

MOSTAFA'S 2016-17 GAME-BY-GAME STATISTICS

Date	Opp	Min	FG-A	Pct	3FG-A	Pct	FT-A	Pct	O-D	Tot	PF	A	TO	B	S	Pts
N12	Bridgewater	2	0-2	.000	0-1	.000	0-0	.000	0-1	1	0	0	0	0	1	0
N14	at Louisville						DNP									
N19	Presbyterian						DNP									
N23	at Duke						DNP									
N26	Liberty						DNP									
N29	at Central Michigan						DNP									
D3	at Hampton						DNP									
D16	Milligan	4	0-1	.000	0-1	.000	0-2	.000	0-0	0	0	2	1	0	0	0
D19	Savannah State	1	1-1	1.000	1-1	1.000	0-0	.000	0-0	0	0	0	0	0	0	3
D22	at Rhode Island						DNP									
D29	at Old Dominion						DNP									
D31	at Northeastern															
J2	at Hofstra															
J5	Elon															
J7	Drexel															
J12	at UNCW															
J14	at Charleston															
J19	James Madison															
J21	at Elon															
J26	Delaware															
J28	UNCW															
F2	Northeastern															
F4	at Towson															
F9	at Drexel															
F11	Charleston															
F16	at James Madison															
F18	at Delaware															
F23	Hofstra															
F25	Towson															

MOSTAFA'S CAREER STATISTICS

Year	GP	GS	Min	Avg	FG	FGA	Pct	3PM	3PA	Pct	FT	FTA	Pct	Off	Def	Tot	Avg	PF	FO	Ast	TO	Blk	Stl	Pts	Avg
2016-17	3	0	7	2.3	1	4	.250	1	3	.333	0	2	.000	0	1	1	0.3	0	0	2	1	0	1	3	1.0
CAREER	**3**	**0**	**7**	**2.3**	**1**	**4**	**.250**	**1**	**3**	**.333**	**0**	**2**	**.000**	**0**	**1**	**1**	**0.3**	**0**	**0**	**2**	**1**	**0**	**1**	**3**	**1.0**

MOSTAFA'S CAREER CAA STATISTICS

Year	GP	GS	Min	Avg	FG	FGA	Pct	3PM	3PA	Pct	FT	FTA	Pct	Off	Def	Tot	Avg	PF	FO	Ast	TO	Blk	Stl	Pts	Avg
2016-17	0	0	0	0.0	0	0	.000	0	0	.000	0	0	.000	0	0	0	0.0	0	0	0	0	0	0	0	0.0
CAREER	**0**	**0**	**0**	**0.0**	**0**	**0**	**.000**	**0**	**0**	**.000**	**0**	**0**	**.000**	**0**	**0**	**0**	**0.0**	**0**	**0**	**0**	**0**	**0**	**0**	**0**	**0.0**

SINGLE-GAME HIGHS

Points
Season 3 vs. Savannah State (12/19/16)
Career 3 vs. Savannah State (12/19/16)

Field Goals
Season 1 vs. Savannah State (12/19/16)
Career 1 vs. Savannah State (12/19/16)

Field Goal Attempts
Season 2 vs. Bridgewater (11/12/16)
Career 2 vs. Bridgewater (11/12/16)

3-Point Field Goals
Season 1 vs. Savannah State (12/19/16)
Career 1 vs. Savannah State (12/19/16)

3-Point Field Goal Attempts
Season 1 (3x) last vs. Savannah State (12/19/16)
Career 1 (3x) last vs. Savannah State (12/19/16)

Free Throws
Season
Career

Free Throw Attempts
Season 2 vs. Milligan (12/16/16)
Career 2 vs. Milligan (12/16/16)

Rebounds
Season 1 vs. Bridgewater (11/12/16)
Career 1 vs. Bridgewater (11/12/16)

Assists
Season 2 vs. Milligan (12/16/16)
Career 2 vs. Milligan (12/16/16)

Steals
Season 1 vs. Bridgewater (11/12/16)
Career 1 vs. Bridgewater (11/12/16)

Blocked Shots
Season
Career

Minutes
Season 4 vs. Milligan (12/16/16)
Career 4 vs. Milligan (12/16/16)



DAVID COHN 34

RJr. - G - 6-2 - 168 - Elmhurst, Ill./York/Colorado State

COHN'S 2016-17 GAME-BY-GAME STATISTICS

Date	Opp	Min	FG-A	Pct	3FG-A	Pct	FT-A	Pct	O-D	Tot	PF	A	TO	B	S	Pts
N12	• Bridgewater	16	2-4	.500	0-1	.000	1-1	1.000	0-3	3	0	8	3	0	3	5
N14	• at Louisville	26	2-6	.333	1-3	.333	3-4	.750	0-4	4	2	4	2	1	0	8
N19	• Presbyterian	31	2-6	.333	1-2	.500	1-1	1.000	0-1	1	0	9	0	0	1	6
N23	• at Duke	27	0-2	.000	0-1	.000	2-2	1.000	0-2	2	2	7	3	0	1	2
N26	• Liberty	33	2-4	.500	1-2	.500	2-4	.500	0-5	5	0	4	0	0	0	7
N29	• at Central Michigan	27	3-6	.500	1-2	.500	0-0	.000	0-1	1	1	3	2	0	1	7
D3	• at Hampton	28	2-4	.500	0-0	.000	2-2	1.000	0-1	1	3	0	3	0	3	6
D16	• Milligan	15	3-5	.600	1-2	.500	0-0	.000	1-2	3	1	2	0	0	1	7
D19	• Savannah State	27	1-3	.333	0-2	.000	2-3	.667	0-5	5	0	10	2	0	0	4
D22	• at Rhode Island	38	3-9	.333	0-2	.000	4-4	1.000	0-6	6	1	5	2	0	0	10
D29	• at Old Dominion	32	1-5	.200	0-2	.000	1-2	.500	0-5	5	1	2	3	0	0	3
D31	at Northeastern															
J2	at Hofstra															
J5	Elon															
J7	Drexel															
J12	at UNCW															
J14	at Charleston															
J19	James Madison															
J21	at Elon															
J26	Delaware															
J28	UNCW															
F2	Northeastern															
F4	at Towson															
F9	at Drexel															
F11	Charleston															
F16	at James Madison															
F18	at Delaware															
F23	Hofstra															
F25	Towson															

COHN'S CAREER STATISTICS

Year	GP	GS	Min	Avg	FG	FGA	Pct	3PM	3PA	Pct	FT	FTA	Pct	Off	Def	Tot	Avg	PF	FO	Ast	TO	Blk	Stl	Pts	Avg
2013-14	31	5	464	15.0	31	81	.383	16	45	.356	42	53	.792	4	33	37	1.2	35	0	29	14	0	12	120	3.9
2014-15											Redshirted														
2015-16	31	31	923	29.8	92	213	.432	28	75	.373	86	103	.835	18	80	98	3.2	42	0	144	50	3	26	298	9.6
2016-17	11	11	300	27.3	21	54	.389	5	19	.263	18	23	.783	1	35	36	3.3	11	0	54	20	1	10	65	5.9
CAREER	**73**	**47**	**1686**	**23.1**	**144**	**348**	**.414**	**49**	**139**	**.353**	**146**	**179**	**.816**	**23**	**148**	**171**	**2.3**	**88**	**0**	**227**	**84**	**4**	**48**	**483**	**6.6**

COHN'S CAREER CAA STATISTICS

Year	GP	GS	Min	Avg	FG	FGA	Pct	3PM	3PA	Pct	FT	FTA	Pct	Off	Def	Tot	Avg	PF	FO	Ast	TO	Blk	Stl	Pts	Avg
2015-16	18	18	598	33.2	68	136	.500	25	53	.472	63	75	.840	7	50	57	3.2	27	0	95	33	1	19	224	12.4
2016-17	0	0	0	0.0	0	0	.000	0	0	.000	0	0	.000	0	0	0	0.0	0	0	0	0	0	0	0	0.0
CAREER	**18**	**18**	**598**	**33.2**	**68**	**136**	**.500**	**25**	**53**	**.472**	**63**	**75**	**.840**	**7**	**50**	**57**	**3.2**	**27**	**0**	**95**	**33**	**1**	**19**	**224**	**12.4**

SINGLE-GAME HIGHS

Points
Season 10 at Rhode Island (12/22/16)
Career 23 at Delaware (1/28/16)

Field Goals
Season 3 (2x) last at Rhode Island (12/22/16)
Career 7 at Delaware (1/28/16)

Field Goal Attempts
Season 9 at Rhode Island (12/22/16)
Career 12 at Delaware (1/28/16)

3-Point Field Goals
Season 1 (5x) last vs. Milligan (12/16/16)
Career 5 at Delaware (1/28/16)

3-Point Field Goal Attempts
Season 3 at Louisville (11/14/16)
Career 9 at Delaware (1/28/16)

Free Throws
Season 4 at Rhode Island (12/22/16)
Career 12 vs. UNCW (2/18/16)

Free Throw Attempts
Season 4 (3x) last at Rhode Island (12/22/16)
Career 12 vs. UNCW (2/18/16)

Rebounds
Season 6 at Rhode Island (12/22/16)
Career 7 at N.C. State (11/13/15)

Assists
Season 10 vs. Savannah State (12/19/16)
Career 11 at UNCW (1/16/16)

Steals
Season 3 (2x) last at Hampton (12/3/16)
Career 4 (3x) last at UNCW (1/16/16)

Blocked Shots
Season 1 at Louisville (11/14/16)
Career 1 (3x) last at Louisville (11/14/16)

Minutes
Season 38 at Rhode Island (12/22/16)
Career 38 at Rhode Island (12/22/16)

SINGLE-GAME HIGHS

Points
Season 16 (2x) last vs. Liberty (11/26/16)
Career 16 (2x) last vs. Liberty (11/26/16)

Field Goals
Season 6 vs. Savannah State (12/19/16)
Career 6 vs. Savannah State (12/19/16)

Field Goal Attempts
Season 11 vs. Liberty (11/26/16)
Career 11 vs. Liberty (11/26/16)

3-Point Field Goals
Season
Career -

3-Point Field Goal Attempts
Season
Career -

Free Throws
Season 8 vs. Liberty (11/26/16)
Career 8 vs. Liberty (11/26/16)

Free Throw Attempts
Season 11 (3x) last vs. Savannah State (12/19/16)
Career 11 (3x) last vs. Savannah State (12/19/16)

Rebounds
Season 15 vs. Savannah State (12/19/16)
Career 15 vs. Savannah State (12/19/16)

Assists
Season 2 (2x) last vs. Liberty (11/26/16)
Career 2 (7x) last vs. Liberty (11/26/16)

Steals
Season
Career 2 (2x) last vs. Hofstra (3/6/16)

Blocked Shots
Season 3 at Rhode Island (12/22/16)
Career 5 vs. Northeastern (1/9/16)

Minutes
Season 25 at Central Michigan (11/29/16)
Career 25 at Central Michigan (11/29/16)

41 JACK WHITMAN

RJr. - F - 6-9 - 235 - Lexington, Ky./Lexington Catholic



WHITMAN'S 2016-17 GAME-BY-GAME STATISTICS

Date	Opp	Min	FG-A	Pct	3FG-A	Pct	FT-A	Pct	O-D	Tot	PF	A	TO	B	S	Pts
N12	• Bridgewater	16	2-3	.667	0-0	.000	4-6	.667	2-4	6	2	1	1	1	0	8
N14	• at Louisville	19	1-4	.250	0-0	.000	1-2	.500	2-4	6	4	0	0	1	0	3
N19	• Presbyterian	21	5-6	.833	0-0	.000	6-11	.545	5-1	6	1	2	1	2	0	16
N23	• at Duke	16	4-4	1.000	0-0	.000	5-6	.833	1-3	4	4	1	2	0	0	13
N26	• Liberty	23	4-11	.364	0-0	.000	8-11	.727	6-3	9	5	2	1	0	0	16
N29	• at Central Michigan	25	4-5	.800	0-0	.000	4-4	1.000	2-6	8	3	1	3	0	0	12
D3	• at Hampton	21	3-4	.750	0-0	.000	3-5	.600	1-5	6	5	0	3	0	0	9
D16	Milligan						DNP									
D19	• Savannah State	17	6-8	.750	0-0	.000	3-11	.273	6-9	15	2	1	3	0	0	15
D22	• at Rhode Island	24	2-6	.333	0-0	.000	4-6	.667	2-2	4	1	1	0	3	0	8
D29	• at Old Dominion	19	2-4	.500	0-0	.000	0-0	.000	1-3	4	3	1	0	0	0	4
D31	at Northeastern															
J2	at Hofstra															
J5	Elon															
J7	Drexel															
J12	at UNCW															
J14	at Charleston															
J19	James Madison															
J21	at Elon															
J26	Delaware															
J28	UNCW															
F2	Northeastern															
F4	at Towson															
F9	at Drexel															
F11	Charleston															
F16	at James Madison															
F18	at Delaware															
F23	Hofstra															
F25	Towson															

WHITMAN'S CAREER STATISTICS

Year	GP	GS	Min	Avg	FG	FGA	Pct	3PM	3PA	Pct	FT	FTA	Pct	Off	Def	Tot	Avg	PF	FO	Ast	TO	Blk	Stl	Pts	Avg
2014-15	28	0	322	11.5	25	45	.556	0	0	.000	14	30	.467	33	32	65	2.3	50	1	13	24	14	7	64	2.3
2015-16	23	0	299	13.0	30	55	.545	0	0	.000	17	32	.531	24	39	63	2.7	60	4	10	14	19	4	77	3.3
2016-17	10	10	201	20.1	33	55	.600	0	0	.000	38	62	.613	28	40	68	6.8	30	2	10	14	7	0	104	10.4
CAREER	**61**	**10**	**822**	**13.5**	**88**	**155**	**.568**	**0**	**0**	**.000**	**69**	**124**	**.556**	**85**	**111**	**196**	**3.2**	**140**	**7**	**33**	**52**	**40**	**11**	**245**	**4.0**

WHITMAN'S CAREER CAA STATISTICS

Year	GP	GS	Min	Avg	FG	FGA	Pct	3PM	3PA	Pct	FT	FTA	Pct	Off	Def	Tot	Avg	PF	FO	Ast	TO	Blk	Stl	Pts	Avg
2014-15	13	0	144	11.1	14	20	.700	0	0	.000	7	12	.583	11	13	24	1.8	27	1	6	10	7	3	35	2.7
2015-16	13	0	165	12.7	16	28	.571	0	0	.000	5	14	.357	16	25	41	3.2	36	3	8	8	13	2	37	2.8
2016-17	0	0	0	0.0	0	0	.000	0	0	.000	0	0	.000	0	0	0	0.0	0	0	0	0	0	0	0	0.0
CAREER	**26**	**0**	**309**	**11.9**	**30**	**48**	**.625**	**0**	**0**	**.000**	**12**	**26**	**.462**	**27**	**38**	**65**	**2.5**	**63**	**4**	**14**	**18**	**20**	**5**	**72**	**2.8**

WILLIAM & MARY RADIO AND TV CHART

NOTES: *The Tribe has won three of its last four CAA openers, but opens league play on the road for the first time since the 2011-12 season ... Over the last four games, the Tribe is holding opponents to 35.4 percent shooting and 24.6 percent from 3-point range ... W&M ranks 49th nationally in scoring at 81.0 ppg ... The Tribe, which hit a school record 19 3-pointers against Savannah State, ranks second in the CAA and 22nd nationally at 9.8 3-pointers per game ... According to KenPom.com, the Green and Gold is 15th in the country in assist percentage, dishing out assists on nearly 65 percent of its made field goals (64.2) .*

RECORD	2016-17	LAST YR
OVERALL	6-5	20-11
CAA	0-0	11-7
HOME	5-0	12-3
AWAY/NEUTRAL	1-5	8-8

STATS	W&M	OPP	NU	OPP
FG%	.466	.410	.463	.441
3PT%	.378	.308	.362	.366
FT%	.689	.711	.695	.678
POINTS	81.0	72.1	72.8	71.2
REBOUNDS	39.1	35.5	34.6	32.5
TURNOVERS	13.0	12.1	14.2	12.5

W&M'S LAST THREE GAMES:

Dec. 29 at Old Dominion W, 65-54
Dixon, 36 pts; Knight 6 pts, 3 blk; Prewitt 5 pts, 4 reb, 3 ast; Burchfield 5 pts

Dec. 22 at Rhode Island L, 62-73
Dixon 14 pts, 5 reb; Prewitt 12 pts; Cohn 10 pts, 6 reb, 5 ast; Knight 9 pts, 5 reb

Dec. 19 Savannah State W, 112-85
Prewitt 21 pts; Burchfield 19 pts, 7 ast; Whitman 15 pts, 15 reb, Dixon 16 pts; Cohn 10 ast



0 DANIEL DIXON

SR./G-F/6-6/210/GREAT FALLS, VA. (LANGLEY/FISHBURNE)

PPG	14.2	FG%	.427
RPG	3.5	FT%	.875
APG	1.7	3PT%	.375

- Over the last four games, averaging 21.5 ppg with a 61.4 (27-of-44) FG pct and 51.7 (15-of-29) 3P pct
- Set a Ted Constant Center visitor record with a career-high 36 at Old Dominion
- Leads the CAA and ranks 44th nationally at 87.5 percent from the free throw line
- Ranks third in the CAA in 3-pointers made (2.5) and ninth in scoring
- On pace to become the 39th 1,000-point scorer in school history (935 points)
- Ranks sixth in W&M history career 3-pt pct. (39.2) and 3-pointers made (195)

POINTS
36 at Old Dominion (12/29/16)
REBOUNDS
10 vs. Washington College (12/19/14)
ASSISTS
6 vs. Elon (1/21/16)
LAST GAME: 36 PTS, 3 REB, 2 AST, 1 STL



1 JAMISON GLOVER

JR./G/6-1/195/HAYMARKET, VA (BATTLEFIELD)

PPG	1.0	FG%	1.000
RPG	0.5	FT%	-
APG	0.0	3PT%	-

- In 16 career games, averages nearly two points per game in 2.6 minutes per contest
- Knocked down two of his three 3-point attempts in 2015-16
- Played in five CAA games, scoring a bucket in the win over Delaware on Feb. 6, last year
- Twice tallied five points in 2015-16 against Washington Adventist and Mary Washington
- Hit on 10-of-13 from the free throw line in 2014-15
- A walk-on, who is known for his all-out and constant effort in practice

POINTS
6 vs. Bluefield (11/20/14)
REBOUNDS
3 vs. Bluefield (11/20/14)
ASSISTS
1 (2x) last vs. Elon (1/21/16)
LAST GAME: DNP



4 OMAR PREWITT

SR./G-F/6-7/195/MOUNT STERLING, KY. (MONTGOMERY COUNTY)

PPG	13.8	FG%	.436
RPG	5.5	FT%	.680
APG	2.5	3PT%	.340

- Became the second player in W&M history with 1,500 points, 500 rebounds and 250 assists
- Posted back-to-back double-doubles at Central Michigan (26 pts/13 reb) and Hampton (21 pts, 11 reb)
- Preseason First Team All-CAA selection after first team all-league honors in 2016
- Topped 20 points in four of the last seven games and ranks 11th in the CAA in scoring (13.8)
- Ranks 15th in the CAA in assists (2.5) and 17th in rebounding (5.5)
- Leads the CAA and ranks 23rd in Division I in career scoring (1513)

POINTS
33 vs. Hofstra (3/8/15)
REBOUNDS
13 at Central Michigan (11/29/16)
ASSISTS
6 (4x) last at Delaware (1/28/16)
LAST GAME: 5 PTS, 4 REB, 3 AST



5 GREG MALINOWSKI

JR./G-F/6-6/210/CHANTILLY, VA. (EPISCOPAL)

PPG	8.3	FG%	.446
RPG	3.0	FT%	.778
APG	1.0	3PT%	.439

- Averaging 12.3 ppg over the last six with a 50.0 FG pct (26-of-52) and 50.0 3FG pct (15-of-30)
- Ranks fourth in the CAA in 3-point percentage (43.9) and 13th in 3-pointers made (1.6)
- Made his first start of the season and scored a team-high 20 points vs. Milligan
- Ranks fifth in W&M history in 3-point field goal percentage at 39.4 percent
- W&M's top reserve last season, averaging 7.7 points and 3.8 rebounds per game
- Scored a career-high 22 points on 5-of-8 from 3 in the CAA semifinals vs. Hofstra

POINTS
22 vs. Hofstra (3/6/16)
REBOUNDS
11 vs. Mary Washington (12/18/15)
ASSISTS
4 (2x) last at Delaware (1/28/16)
LAST GAME: 3 PTS, 2 REB, 2 AST, 1 STL



10 CONNOR BURCHFIELD

JR./G/6-4/177/CONCORD, N.C. (CONCORD)

PPG	7.6	FG%	.491
RPG	1.9	FT%	.750
APG	1.2	3PT%	.500

- Ranks second in the CAA in 3-point percent (50.0) and seventh in 3-pointers made (2.0)
- In 138 minutes against D1 opponents, does not have a turnover this season
- Tied his career-high with 20 points vs. Milligan and followed with 19 vs. Savannah State
- Led the nation in 3-point percentage at 56.3 pct from 3-point range (40-of-71) in 2015-16
- A 50.7 pct. career 3-point shooter, who once made 81 straight 3-pointers during a shooting drill in practice
- Hit his first six 3-pointers in wins at Delaware (18 points) and vs. Elon (20) in 2015-16

POINTS
20 (2x) last vs. Milligan (12/16/16)
REBOUNDS
6 vs. Mary Washington (12/18/15)
ASSISTS
7 vs. Savannah State (12/19/16)
LAST GAME: 5 PTS, 2 REB IN 13 MINS



11 MICHAEL SCHLOTMAN

RJR./G/6-5/200/MUNSTER, IND. (MUNSTER)

PPG	1.7	FG%	.750
RPG	1.5	FT%	.667
APG	1.7	3PT%	-

- A two-time CAA All-Academic Team selection
- Dished out a career-high five assists to go with four points and three rebounds vs. Milligan
- Tallied six points, six rebounds and four assists vs. Bridgewater
- Recorded two assists and two rebounds in wins at N.C. State and at Liberty in 2015
- Scored four points and dished out three assists at Dayton in 2015
- Majoring in accounting in the W&M Mason School of Business

POINTS
6 vs. Bridgewater (11/12/16)
REBOUNDS
6 vs. Bridgewater (11/12/16)
ASSISTS
5 vs. Milligan (12/16/16)
LAST GAME: DNP



13 NATHAN KNIGHT

FR./F/6-10/247/SYRACUSE, N.Y. (NOTTINGHAM/KIMBALL UNION ACAD.)

PPG	7.9	FG%	.507
RPG	5.0	FT%	.528
APG	1.0	3PT%	.000

- Leads the CAA and ranks 89th nationally in blocked shots (1.6), including three at ODU
- Made his first career start and tallied a 14-point, 10-rebound double-double with 7 blocks vs. Milligan
- Tallied 11 points in 21 minutes at Duke, while leading the team with five rebounds
- Led W&M with 14 points and seven rebounds at Louisville
- A skilled big man with a unique blend of size, power, skill and athleticism
- Possesses a 7-foot, 2 1/4-inch wing span

POINTS
14 (2x) last vs. Milligan (12/16/16)
REBOUNDS
10 vs. Milligan (12/16/16)
ASSISTS
2 (2x) last at Central Michigan (11/29/16)
LAST GAME: 6 PTS, 3 REB, 2 AST, 3 BLK



21 OLIVER TOT

JR./G/6-6/205/BRATISLAVA, SLOVAKIA (KIMBALL UNION ACAD.)

PPG	1.3	FG%	.714
RPG	0.7	FT%	.429
APG	1.2	3PT%	.333

- A member of Slovakia's Senior National Team and spent the summer with the team
- Pulled down a season-high three rebounds at Old Dominion
- Appeared in all 11 games, averaging 10.2 minutes per game as the back-up point guard
- Dished out a season-high four assists vs. Milligan and added four points
- Scored five points on 2-of-3 shooting at Central Michigan
- Tallied a career-high two steals at Hampton

POINTS
8 vs. Hofstra (1/28/15)
REBOUNDS
6 at Florida (11/14/14)
ASSISTS
5 (2x) last vs. Hofstra (1/28/15)
LAST GAME: 3 REB, 1 AST IN 8 MINS



22 PAUL ROWLEY

RSO./F/6-8/200/PURCELLVILLE, VA. (LOUDOUN VALLEY)

PPG	6.4	FG%	.471
RPG	2.9	FT%	1.000
APG	1.1	3PT%	.429

- A nominee for the Allstate NABC Good Works Team
- Record a 14-point, 13-rebound double-double vs. Milligan, the first of his career
- Ranks 14th in the CAA in blocked shots (0.7)
- Tallied a career-high two blocked shots and two steals vs. Savannah State
- Scored in double figures four times this season, including 12 vs. Presbyterian
- On track to graduate in three years with a double major in finance and computer science

POINTS
14 vs. Milligan (12/16/16)
REBOUNDS
13 vs. Milligan (12/16/16)
ASSISTS
4 vs. Presbyterian (11/19/16)
LAST GAME: 3 PTS, 1 AST, 1 BLK



23 JUSTIN PIERCE

FR./G-F/6-6/205/GLEN ELLYN, ILL. (GLENBARD WEST)

PPG	4.8	FG%	.449
RPG	2.8	FT%	.857
APG	0.7	3PT%	.188

- Tallied 10 points on three dunks to go with five rebounds vs. Milligan
- Dished out a career-high four assists and tallied seven points vs. Savannah State
- Scored seven points in 10 minutes at Central Michigan
- Led W&M with 17 points, six rebounds and four steals vs. Bridgewater
- Averaged 23.8 points, 11 rebounds and 2.1 assists per game as a HS senior in 2015-16
- Possesses a 6-foot, 8 1/2-inch wing span

POINTS
17 vs. Bridgewater (11/12/16)
REBOUNDS
6 vs. Bridgewater (11/12/16)
ASSISTS
4 vs. Savannah State (12/19/16)
LAST GAME: 1 REB IN 9 MINS



24 OMAR MOSTAFA

FR./G/6-2/215/SADDLE RIVER, N.J. (DON BOSCO PREP)

PPG	1.0	FG%	.250
RPG	0.3	FT%	.000
APG	0.7	3PT%	.333

- Scored his first career points on a 3-pointer in the closing seconds vs. Savannah State
- Dished out a pair of assists in the win over Milligan
- Saw the first action of his career vs. Bridgewater, finishing with a rebound and a steal
- Joined the team as a walk-on during the start of practice
- An honorable mention New Jersey All-State selection in 2016
- Helped Don Bosco Prep to the N.J. Non-Public A state championship game for the first time since 1970

POINTS
3 vs. Savannah State (12/19/16)
REBOUNDS
1 vs. Bridgewater (11/12/16)
ASSISTS
2 vs. Milligan (12/16/16)
LAST GAME: DNP



34 DAVID COHN

RJR./G/6-2/168/ELMHURST, ILL. (YORK/COLORADO STATE)

PPG	5.9	FG%	.389
RPG	3.3	FT%	.783
APG	4.9	3PT%	.263

- Leads the CAA in assist-to-turnover ratio (2.7) and ranks fifth in assists (4.9)
- Scored a season-high 10 points at Rhode Island to go with a team-high six rebounds
- Averaging 5.3 rebounds per game over the last three, leading W&M with five at ODU
- Recorded his third career double-digit assist game with 10 vs. Savannah State
- Tallied eight points, four assists and four rebounds at #12 Louisville
- Averaged 12.4 ppg, shooting 50 pct from the field and 47.2 from 3 in CAA play last year

POINTS
23 at Delaware (1/28/16)
REBOUNDS
7 at N.C. State (11/13/15)
ASSISTS
11 at UNCW (1/16/16)
LAST GAME: 3 PTS, 5 REB, 2 AST



41 JACK WHITMAN

RJR./F/6-9/235/LEXINGTON, KY. (LEXINGTON CATHOLIC)

PPG	10.4	FG%	.600
RPG	6.8	FT%	-
APG	1.0	3PT%	.613

- Ranks 4th in the CAA in offensive rebounding (2.8), 7th in rebounding (6.8) and 28th in scoring (10.4)
- According to KenPom.com, ranks 8th nationally in fouls drawn per 40 mins (8.2) and 30th in off. rebound pct (15.2)
- Recorded his first career double-double with 15 points and 15 rebound vs. Savannah State
- Tallied a career-high with 16 points against both Liberty and Presbyterian
- Topped W&M with 13 points in 16 minutes at Duke hitting 4-of-4 FG and 5-of-6 FT
- Scored 8 or more points in eight of 10 games and pulled down at least six rebounds in seven contests

POINTS
16 (2x) last vs. Liberty (11/26/16)
REBOUNDS
15 vs. Savannah State (12/19/16)
ASSISTS
2 (7x) last vs. Liberty (11/26/16)
LAST GAME: 4 PTS, 4 REB, 1 AST

2016-17 William & Mary Basketball
William & Mary Combined Team Statistics (as of Dec 29, 2016)
All games

RECORD:	OVERALL	HOME	AWAY	NEUTRAL
ALL GAMES	6-5	5-0	1-5	0-0
CONFERENCE	0-0	0-0	0-0	0-0
NON-CONFERENCE	6-5	5-0	1-5	0-0

					Total		3-Point		F-Throw		Rebounds											
##	Player	gp-gs	min	avg	fg-fga	fg%	3fg-fga	3fg%	ft-fta	ft%	off	def	tot	avg	pf	dq	a	to	blk	stl	pts	avg
00	Dixon, Daniel	11-7	276	25.1	47-110	.427	27-72	.375	35-40	.875	6	33	39	3.5	28	0	19	27	3	10	156	14.2
04	Prewitt, Omar	11-10	314	28.5	51-117	.436	16-47	.340	34-50	.680	9	52	61	5.5	18	0	27	21	5	10	152	13.8
41	Whitman, Jack	10-10	201	20.1	33-55	.600	0-0	.000	38-62	.613	28	40	68	6.8	30	2	10	14	7	0	104	10.4
05	Malinowski, Greg	11-4	211	19.2	33-74	.446	18-41	.439	7-9	.778	10	23	33	3.0	22	0	11	17	2	6	91	8.3
13	Knight, Nathan	11-1	203	18.5	34-67	.507	0-6	.000	19-36	.528	20	35	55	5.0	24	0	11	15	18	5	87	7.9
10	Burchfield, Connor	11-4	184	16.7	28-57	.491	22-44	.500	6-8	.750	3	18	21	1.9	11	0	13	1	1	7	84	7.6
22	Rowley, Paul	11-8	203	18.5	24-51	.471	15-35	.429	7-7	1.000	10	22	32	2.9	16	0	12	7	8	6	70	6.4
34	Cohn, David	11-11	300	27.3	21-54	.389	5-19	.263	18-23	.783	1	35	36	3.3	11	0	54	20	1	10	65	5.9
23	Pierce, Justin	11-0	138	12.5	22-49	.449	3-16	.188	6-7	.857	9	22	31	2.8	12	0	8	7	5	6	53	4.8
11	Schlotman, Michael	6-0	45	7.5	3-4	.750	0-0	.000	4-6	.667	4	6	10	1.7	1	0	9	1	1	3	10	1.7
21	Tot, Oliver	11-0	112	10.2	5-7	.714	1-3	.333	3-7	.429	0	8	8	0.7	11	0	13	8	7	4	14	1.3
01	Glover, Jamison	2-0	6	3.0	1-1	1.000	0-0	.000	0-0	.000	0	1	1	0.5	1	0	0	0	0	0	2	1.0
24	Mostafa, Omar	3-0	7	2.3	1-4	.250	1-3	.333	0-2	.000	0	1	1	0.3	0	0	2	1	0	1	3	1.0
	Team										15	19	34					4				
	Total.....	11	2200		303-650	.466	108-286	.378	177-257	.689	115	315	430	39.1	185	2	189	143	58	68	891	81.0
	Opponents.....	11	2200		281-685	.410	88-286	.308	143-201	.711	121	269	390	35.5	215	1	143	133	46	73	793	72.1

TEAM STATISTICS	WM	OPP
SCORING	891	793
Points per game	81.0	72.1
Scoring margin	+8.9	-
FIELD GOALS-ATT	303-650	281-685
Field goal pct	.466	.410
3 POINT FG-ATT	108-286	88-286
3-point FG pct	.378	.308
3-pt FG made per game	9.8	8.0
FREE THROWS-ATT	177-257	143-201
Free throw pct	.689	.711
F-Throws made per game	16.1	13.0
REBOUNDS	430	390
Rebounds per game	39.1	35.5
Rebounding margin	+3.6	-
ASSISTS	189	143
Assists per game	17.2	13.0
TURNOVERS	143	133
Turnovers per game	13.0	12.1
Turnover margin	-0.9	-
Assist/turnover ratio	1.3	1.1
STEALS	68	73
Steals per game	6.2	6.6
BLOCKS	58	46
Blocks per game	5.3	4.2
ATTENDANCE	10889	44925
Home games-Avg/Game	5-2178	6-7488
Neutral site-Avg/Game	-	0-0

Score by Periods	1st	2nd	Totals
William & Mary	467	424	891
Opponents	373	420	793

Date	Opponent		Score	Att.
11/12/16	BRIDGEWATER	W	96-44	2404
11/14/16	at Louisville	L	58-91	19314
11/19/16	PRESBYTERIAN	W	89-59	2315
11/23/16	at Duke	L	67-88	9314
11/26/16	LIBERTY	W	79-70	3039
11/29/16	at Central Michigan	L	81-91	2453
12/3/16	at Hampton	L	69-79	3123
12/16/16	MILLIGAN	W	113-59	1754
12/19/16	SAVANNAH ST.	W	112-85	1377
12/22/16	at Rhode Island	L	62-73	3570
12/29/16	at Old Dominion	W	65-54	7151

* - Conference game

2016-17 GAME-BY-GAME

WILLIAM & MARY STATISTICS

				Total		3-Pointers		Free throws		Rebounds											
Opponent	Date	Score		fg-fga	pct	3fg-fga	pct	ft-fta	pct	off	def	tot	avg	pf	a	t/o	blk	stl	pts	avg
BRIDGEWATER	11/12/16	96-44	W	37-69	.536	10-24	.417	12-15	.800	13	26	39	39.0	14	19	10	7	22	96	96.0
at Louisville	11/14/16	58-91	L	19-61	.311	6-29	.207	14-27	.519	14	28	42	40.5	21	11	16	3	2	58	77.0
PRESBYTERIAN	11/19/16	89-59	W	32-61	.525	15-34	.441	10-16	.625	11	24	35	38.7	12	27	8	7	5	89	81.0
at Duke	11/23/16	67-88	L	23-53	.434	7-21	.333	14-17	.824	4	21	25	35.2	22	17	14	3	4	67	77.5
LIBERTY	11/26/16	79-70	W	22-54	.407	7-17	.412	28-41	.683	16	27	43	36.8	20	13	8	3	5	79	77.8
at Central Michigan	11/29/16	81-91	L	29-68	.426	10-28	.357	13-15	.867	11	31	42	37.7	15	14	11	2	4	81	78.3
at Hampton	12/3/16	69-79	L	23-54	.426	5-23	.217	18-24	.750	11	26	37	37.6	19	8	21	0	7	69	77.0
MILLIGAN	12/16/16	113-59	W	40-66	.606	13-28	.464	20-27	.741	11	40	51	39.2	13	25	14	15	10	113	81.5
SAVANNAH ST.	12/19/16	112-85	W	36-70	.514	19-44	.432	21-34	.618	13	36	49	40.3	18	30	11	8	5	112	84.9
at Rhode Island	12/22/16	62-73	L	21-49	.429	7-17	.412	13-20	.650	7	28	35	39.8	16	11	16	6	1	62	82.6
at Old Dominion	12/29/16	65-54	W	21-45	.467	9-21	.429	14-21	.667	4	28	32	39.1	15	14	14	4	3	65	81.0
William & Mary		891		303-650	.466	108-286	.378	177-257	.689	115	315	430	39.1	185	189	143	58	68	891	81.0
Opponents		793		281-685	.410	88-286	.308	143-201	.711	121	269	390	35.5	215	143	133	46	73	793	72.1

Games played: 11
Points/game: 81.0
FG Pct: 46.6
3FG Pct: 37.8
FT Pct: 68.9

Rebounds/game: 39.1
Assists/game: 17.2
Turnovers/game: 13.0
Assist/turnover ratio: 1.3
Steals/game: 6.2
Blocks/game: 5.3

OPPONENT STATISTICS

				Total		3-Pointers		Free throws		Rebounds											
Opponent	Date	Score		fg-fga	pct	3fg-fga	pct	ft-fta	pct	off	def	tot	avg	pf	a	t/o	blk	stl	pts	avg
BRIDGEWATER	11/12/16	96-44	W	16-51	.314	0-16	.000	12-17	.706	11	20	31	31.0	17	4	25	4	6	44	44.0
at Louisville	11/14/16	58-91	L	33-72	.458	10-28	.357	15-25	.600	17	32	49	40.0	23	21	9	11	10	91	67.5
PRESBYTERIAN	11/19/16	89-59	W	23-53	.434	6-13	.462	7-8	.875	7	22	29	36.3	17	14	16	3	4	59	64.7
at Duke	11/23/16	67-88	L	30-60	.500	9-25	.360	19-22	.864	11	28	39	37.0	16	18	10	5	4	88	70.5
LIBERTY	11/26/16	79-70	W	21-47	.447	10-26	.385	18-24	.750	3	22	25	34.6	31	12	11	6	4	70	70.4
at Central Michigan	11/29/16	81-91	L	32-67	.478	16-38	.421	11-13	.846	6	29	35	34.7	13	13	7	4	4	91	73.8
at Hampton	12/3/16	69-79	L	28-58	.483	7-18	.389	16-21	.762	7	20	27	33.6	17	9	13	3	9	79	74.6
MILLIGAN	12/16/16	113-59	W	22-67	.328	7-31	.226	8-17	.471	11	19	30	33.1	18	9	14	2	10	59	72.6
SAVANNAH ST.	12/19/16	112-85	W	29-75	.387	14-44	.318	13-22	.591	14	28	42	34.1	26	17	13	1	7	85	74.0
at Rhode Island	12/22/16	62-73	L	27-69	.391	6-24	.250	13-16	.813	15	26	41	34.8	19	15	7	2	9	73	73.9
at Old Dominion	12/29/16	65-54	W	20-66	.303	3-23	.130	11-16	.688	19	23	42	35.5	18	11	8	5	6	54	72.1
Opponents		793		281-685	.410	88-286	.308	143-201	.711	121	269	390	35.5	215	143	133	46	73	793	72.1
William & Mary		891		303-650	.466	108-286	.378	177-257	.689	115	315	430	39.1	185	189	143	58	68	891	81.0

Games played: 11
Points/game: 72.1
FG Pct: 41.0
3FG Pct: 30.8
FT Pct: 71.1

Rebounds/game: 35.5
Assists/game: 13.0
Turnovers/game: 12.1
Assist/turnover ratio: 1.1
Steals/game: 6.6
Blocks/game: 4.2