



2019 BASEBALL

## WILLIAM &amp; MARY

ASST. MEDIA RELATIONS DIRECTOR: Andrew Phillips / PHONE: (757) 221-3344 / CELL: (804) 840-4439 / EMAIL: atphillips01@wm.edu

## 2019 SCHEDULE

## FEBRUARY

Fri.	15	MARIST	W, 8-3
Sat.	15	MARIST	W, 3-2
Sun.	17	MARIST	W, 4-3
Fri.	22	SACRED HEART	L, 7-3
Sat.	23	SACRED HEART	Rained Out
Sun.	24	SACRED HEART	W, 12-3
Tues.	26	at Virginia	W, 9-3

## MARCH

Fri.	2	High Point	W, 6-2
Sat.	2	High Point	W, 4-3
Sun.	3	High Point	W, 8-6
Tue.	5	Norfolk State	W, 17-2
Fri.	8	CAMPBELL	W, 5-2
Sat.	9	CAMPBELL	W, 4-1
Sun.	10	CAMPBELL	W, 14-5
Tues.	12	at Old Dominion	L, 6-3
Fri.	16	WEST VIRGINIA	L, 9-1
Sat.	16	WEST VIRGINIA	W, 6-4
Sun.	17	WEST VIRGINIA	L, 12-2
Tues.	19	at VCU	W, 7-3
Fri.	22	NORTHEASTERN *	L, 7-6
Sat.	23	NORTHEASTERN *	L, 9-4
Sun.	24	NORTHEASTERN *	W, 15-4
Tues.	26	OLD DOMINION	L, 4-2
Wed.	27	NORFOLK STATE	W, 16-6
Fr.	29	at UNCW *	W, 3-2
Sat.	30	at UNCW *	W, 8-1
Sun.	31	at UNCW *	W, 3-2

## APRIL

Wed.	3	MARYLAND	W, 8-1
Fri.	5	at Delaware *	L, 0-1
Sat.	6	at Delaware *	L, 2-3
Sun.	7	at Delaware *	L, 8-9
Tue.	9	at Maryland	L, 10-16
Wed.	10	at George Washington	L, 4-8
Fri.	12	JMU*	W, 7-1
Sat.	13	JMU*	L, 1-3
Sun.	14	JMU*	L, 3-5
Wed.	17	GW	W, 1-0
Fri.	20	ELON *	L, 9-11 (10)
Sat.	20	ELON *	L, 2-8
Sun.	21	ELON *	L, 2-11
Tue.	23	at George Mason	W, 5-1
Wed.	24	at Richmond	L, 2-12
Fri.	26	at Towson *	W, 5-2
Sat.	27	at Towson *	W, 7-0
Sun.	28	at Towson *	L, 3-4

## MAY

Fri.	3	CHARLESTON *	W, 5-1
Sat.	4	CHARLESTON *	W, 4-3 (13)
Sun.	5	CHARLESTON *	W, 5-4 (10)
Tues.	14	Saint Joseph's	3 pm
Fri.	17	at Hofstra*	12 pm
Fri.	17	at Hofstra*	2 PM
Sat.	18	at Hofstra *	12 PM
Wed-Sat.	22-25	CAA Championships	TBD

Home Game Bold CAPS

\* CAA Game

CAA Tournament held at JMU in Harrisonburg, Va.

Times and dates subject to change

## GAME

48

## WILLIAM &amp; MARY (28-19) vs. SAINT JOSEPH'S (18-27)

Tuesday, May 14, 2019 | Philadelphia, Pa. | Smithson Field

Live Stats: SJUHawks.com | Video: ESPN+

## SERIES HISTORY

ALL-TIME	W&M leads 6-1	Last: Saint Joseph's won 3-2 in 2017 in Williamsburg.
AT SJU	First Meeting	Last: N/A

## W&amp;M NEWS AND NOTES

• The William & Mary baseball team hits the road for its final four games of the regular season as it plays its final non-conference game at Saint Joseph's on Tuesday, May 14. First pitch between the Tribe and the Hawks is set for 3 p.m.

• W&M and Saint Joseph's meet for the eighth time in series history on Tuesday afternoon, but for the first time in Philadelphia. The Tribe leads the all-time series 6-1, but the Hawks took the last game in the series on March 10, 2017, in Williamsburg. Senior Kyle Wrighte led the Tribe on the day going 2-for-4, while both Hunter Smith and Brandon Raquet picked up hits.

• Both senior Hunter Smith and Brandon Raquet were honored for their work in the classroom as the duo was tabbed to the CoSIDA Google Cloud Academic All-District Team on May 9. Smith graduated with his degree in kinesiology and health sciences, while Raquet is nearing his degree in neuroscience and is on a pre-med track.

• With two more wins this season, W&M will win 30 games for the 11th time in program history. It will also be the fifth time in the last seven seasons, the Tribe has surpassed the 30 win mark in the season.

• W&M won its sixth CAA weekly award of the season as junior Brandon Raquet was named the CAA Player of the Week on May 6. Raquet led the Tribe to a sweep of Charleston by hitting .583 with two homers, four RBI, and four runs scored. He joins classmate Wade Strain, who was CAA Pitcher of the Week, sophomore Matthew McDermott (CAA Player of the Week) and freshmen Tristan Snyder and Zach Tsakounis (twice), who won CAA Rookie of the Week, to garner a CAA weekly award.

• Senior Owen Socher has seemed to have a knack for being hit by a pitch throughout his Tribe career and even more so this season. The senior ranks 20th in the NCAA reaching base by 15 HBPs this season. He currently ranks ninth in single-season school history, while his 30 career HBPs rank him sixth in school history.

• The Tribe has had its most success offensively in the second inning of games this year. W&M has outscored its opponents 50-11 in the second frame.

• W&M stole four bases in the win at George Mason on April 24. The four stolen bases were the second most this season behind five bags swiped against Campbell on March 8. Senior Zach Pearson tied a career-high with two steals in the game. For the season, W&M has swiped 50 bags.

• Socher has made the most of his recent opportunity, since starting 23 of the last 25 games. The senior has added 17 hits, five doubles, two triples, a homer, six RBI, and 16 runs scored. His 16 runs scored are the most on the team in that time.

• The Green and Gold played a pair of extra inning contests to complete the series sweep of Charleston. W&M picked up a 4-3 win in 13 innings in the second game, before a 4-3 triumph in the finale to improve its record to 2-1 in extra frames this season. Head coach Brian Murphy is 13-13 in extra-inning games in his Tribe career.

@WMTRIBEBASEBALL



TRIBEATHLETICS.COM

@TRIBEATHLETICS





• The Tribe recorded three walk-off wins during the home portion of its regular season schedule. The Green and Gold had a walk-off error against George Washington, before sophomore Matt McDermott and freshman Jack Cone had walk-off doubles on back-to-back days in the Charleston series. The Tribe now has 15 walk-off wins under Brian Murphy.

• W&M's has played 13 one-run games of the season. The Tribe is 8-5 in those contests this season, including winning its last two one-run games.

• The Tribe turned nine double plays in the series against Charleston the last time out. For the year, the Tribe pitching staff and defense has turned 47 double plays, which ranks second in the CAA and 18th nationally. W&M's 1.0 double plays per game rank ninth in the country.

• Senior Bodie Sheehan has been one of the Tribe's all-time most consistent pitchers during his career. The senior has turned five of his best starts of the year the last six times out, getting into the seventh inning each time. He has recorded eight quality starts in his 12 starts this season, and has not allowed an earned run since the seventh inning of the Elon game on April 20. The Virginia Beach, Va. native has now made 56 starts, which is the school record. He also ranks in the top in W&M school history in wins (10th - 17), innings pitched (third - 337.0), strikeouts (seventh - 229), and pick-offs (10th - 6).

• Redshirt junior Chris Farrell has been one of the sharpest arms out of the Tribe bullpen this season. Farrell owns a 2.30 ERA while throwing 27.1 innings with 38 strikeouts against just 18 walks. The redshirt junior leads the team with four saves, and has a 4-2 record.

• On the offensive end, the Tribe is fourth in the CAA with 267 runs scored. The team has put at least eight runs on the scoreboard in 12 games, going 10-2. W&M ranks 94th in the NCAA with 94 doubles, while its 19 triples are good for 18th in the NCAA.

• Senior Hunter Smith became the 20th player in school history to record 200 career hits in the doubleheader on Saturday against Elon. The senior ranks second in the CAA with 11 homers, while his 27 career bombs are good for ninth in W&M history.

• Classmate Zach Pearson is enjoying a strong close to his Tribe career. He leads the team and ranks eighth in the CAA with a .314 batting average this year. The senior also leads the team in multi-hit games with 17, including a pair of games in the Charleston series. Pearson has added 13 doubles, three triples, a homer, and 28 RBI.

• Plumeri Park, the home of the Tribe Baseball, turns 20 this spring. The anniversary will be celebrated and recognized over the course of the season. The facility was constructed in large part due to the generous donation by Mr. Joseph J. Plumeri II in the autumn of 1996. It is now considered one of the finest baseball facilities in the region, consistently receiving upgrades over the course of time. W&M has enjoyed a lot of success at Plumeri Park with a 394-207 (.656) since its completion.

## 2019 WILLIAM &amp; MARY RECORD WHEN...

Overall	28-19
Conference	10-11
Non-Conference	18-8
Home games	16-11
Away games	12-8
Neutral site	0-0
Day games	23-12
Night games	5-7
vs Left starter	5-6
vs Right starter	23-13
1-Run games	8-5
2-Run games	2-4
5+Run games	11-7
Extra innings	2-1
Shutouts	1-1
Scoring 0-2 runs	1-9
Scoring 3-5 runs	12-6
Scoring 6-9 runs	10-3
Scoring 10+ runs	5-1
Opponent 0-2 runs	15-1
Opponent 3-5 runs	11-5
Opponent 6-9 runs	2-8
Opponent 10+ runs	0-5
Scored in 1st inning	10-7
Opp. scored in 1st	4-9
Scores first	20-8
Opp. scores first	8-11
After 6 leading	23-3
After 6 trailing	2-14
After 6 tied	3-2
After 7 leading	22-3
After 7 trailing	0-15
After 7 tied	5-1
After 8 leading	25-2
After 8 trailing	1-17
After 8 tied	2-0
Hit 0 home runs	16-12
Hit 1 home run	6-5
Hit 2+ home runs	6-2
Opponent 0 home runs	16-10
Opponent 1 home run	11-6
Opponent 2+ HRs	1-3
Made 0 errors	10-4
Made 1 error	7-6
Made 2+ errors	11-9
Opp. made 0 errors	6-8
Opp. made 1 error	12-3
Opp. made 2+ errors	10-8
Out-hit opponent	18-4
Out-hit by opponent	9-14
Hits are tied	1-1

## MULTIPLE HIT GAMES

Player	2	3	4	5+	Total
18 Zach Pearson	13	3	1	-	17
21 Hunter Smith	7	4	-	-	11
26 Matt McDermott	6	3	2	-	11
24 Jack Cone	6	3	-	-	9
15 Matthew Trehub	8	1	-	-	9
1 Brandon Raquet	6	2	-	-	8
8 Kyle Wrigthe	6	1	1	-	8
9 Owen Socher	5	2	-	-	7
33 Hunter Hart	2	3	-	-	5
12 Matt Thomas	3	-	-	-	3
2 David Hogarth	3	-	-	-	3
5 Phil Conti	2	-	-	-	2
12 Jason Waldman	2	-	-	-	2
7 Collin Lipke	2	-	-	-	2
<b>Team</b>	<b>71</b>	<b>22</b>	<b>4</b>	<b>0</b>	<b>97</b>

## MULTIPLE RBI GAMES

Player	2	3	4	5+	Total
21 Hunter Smith	3	4	2	-	9
26 Matt McDermott	4	2	2	-	8
8 Kyle Wrigthe	4	1	2	-	7
18 Zach Pearson	4	1	2	-	7
15 Matthew Trehub	3	1	1	-	5
1 Brandon Raquet	3	1	1	-	5
17 Jason Waldman	2	-	1	-	3
33 Hunter Hart	-	2	-	-	2
7 Collin Lipke	1	1	-	-	2
9 Owen Socher	2	-	-	-	2
24 Jack Cone	1	-	-	-	1
12 Matt Thomas	1	-	-	-	1
5 Phil Conti	1	-	-	-	1
<b>Team</b>	<b>29</b>	<b>13</b>	<b>11</b>	<b>-</b>	<b>53</b>

## HITTING STREAKS







Player	Longest	Current
24 Jack Cone	7	3
18 Zach Pearson	7	2
33 Hunter Hart	6	-
21 Hunter Smith	6	-
26 Matt McDermott	6	-
15 Matthew Trehub	5	1
1 Brandon Raquet	5	3
9 Owen Socher	4	-
17 Jason Waldman	4	1
8 Kyle Wrigthe	3	3
7 Collin Lipke	3	2
2 David Hogarth	3	-
12 Matt Thomas	3	-

## 2019 SCORE BY INNINGS

	1	2	3	4	5	6	7	8	9	Extras	Total
William & Mary	22	50	27	28	20	37	36	24	14	2	267
Opponents	22	11	27	19	36	25	26	28	20	2	216



CURRENT STREAKS	
Overall	28-19
CAA	10-11
Home	16-11
Away	12-8
Neutral	0-0
Current Streak:	W3
Last 5 game	4-1
Last 10 games	6-4
Last 15 games	8-7
Last 20 games	8-12
Longest Winning Streak	9
Longest Losing Streak	5

PROBABLE PITCHING MATCHUP	
Tuesday, May 14   3:00 PM   Philadelphia, Pa.	
	Jake Meyers, RHP, 2-2, 5.06 ERA, 42.2 IP, 38 K's
	Jacob Haney, RHP, So. 3-3, 5.73 ERA, 37.2 IP, 29 K's
Friday, May 17   12:00 PM   Hempstead, N.Y.	
	TBA
	Wade Strain, RHP, Jr. 5-3, 3.55 ERA, 71.0 IP, 54 K's
Friday, May 17   3:45 PM   Hempstead, N.Y.	
	TBA
	Bodie Sheehan, LHP, Sr. 4-2, 2.56 ERA, 77.1 IP, 48 K's

GENERAL INFORMATION	
<b>Name:</b> College of William & Mary	
<b>Location:</b> Williamsburg, Va.	
<b>Founded:</b> 1693 (2nd oldest college in U.S.)	
<b>Enrollment</b> (includes graduate): 8,617	
<b>Nickname:</b> Tribe	
<b>Colors:</b> Green, Gold and Silver	
<b>Stadium (capacity):</b> Plumeri Park (1,000)	
<b>Affiliation:</b> NCAA Division I	
<b>Conference:</b> Colonial Athletic Association (CAA)	
<b>President:</b> Katherine A. Rowe (Carleton College, 1984)	
<b>Chancellor:</b> Robert M. Gates (William & Mary, 1965)	
<b>Director of Athletics:</b> Samantha K. Huge (Gordon, 1992)	

TRIBE BASEBALL INFORMATION	
<b>Head Coach:</b> Brian Murphy (Merrimack, 2003)	
<b>Record at W&amp;M:</b> 143-158 (6th Season)	
<b>Career Record:</b> 143-158 (6th Season)	
<b>Assistant Coach Coach:</b> Brian Casey (Tufts, 2007)	
<b>Assistant Coach:</b> Pat McKenna (Bryant, 2009)	
<b>Volunteer Assistant:</b> Chad Marshall (Stony Brook, 2012)	
<b>2017-18 Record (CAA):</b> 15-39 (3-21/3rd)	
<b>Position Players Returning/Lost:</b> 16/3	
<b>Pitchers Returning/Lost:</b> 12/5	
<b>First Year of Varsity Baseball:</b> 1895	
<b>All-Time Record:</b> 1,556-1,727-12	
<b>Conference Championships:</b> Seven (1906, 1911, 1914, 1915, 1983, 2001, 2016)	
<b>NCAA Regional Appearances:</b> Four (1983, 2001, 2012, 2016)	

2019 WILLIAM & MARY BASEBALL ROSTER						
No.	Name	Pos.	Cl.	Ht.	Wt.	Hometown/ Previous School
1	Brandon Raquet	OF	Jr.	5-10	190	Boalsburg, Pa./State College
2	David Hogarth	INF	So.	6-1	175	Havertown, Pa. / Haverford School
3	Cole Ragone	INF	Fr.	6-0	160	Richmond, Va. / Maggie Walker
5	Phil Conti	INF	Fr.	170	5-11	Gibsonia, Pa / Hamptony
6	Justin Pearson	LHP	So.	6-1	165	Stafford, Va. / Mountain View
7	Colin Lipke	INF	Sr.	6-0	200	Greensboro, N.C./ Lucy Ragsdale/Guilford Tech
8	Kyle Wrigte	INF	R-Sr.	5-10	165	South Riding, Va. / Freedom
9	Owen Socher	OF	Sr.	5-8	175	Vienna, Va./James Madison
10	David Angstadt	INF	Jr.	6-0	190	Glen Allen, Va./Collegiate
11	Wade Strain	RHP	Jr.	6-5	200	Burke, Va./Lake Braddock
12	Matt Thomas	C/OF	Fr.	6-1	185	Lovettsville, Va. / Lake Braddock
13	Chris Farrell	RHP	R-Jr.	5-11	190	Great Falls, Va./Flint Hill
14	Jacob Haney	RHP	So.	6-3	195	Charlottesville, Va. / The Covenant School
15	Matthew Trehub	C/1B	Jr.	6-1	195	Southborough, Mass./BB&N
16	Nick Butts	RHP/OF	Sr.	5-9	165	Chesterfield, Va./Manchester
17	Jason Waldman	RHP/INF	Sr.	6-3	195	Centreville, Va./Fairfax
18	Zach Pearson	INF	Sr.	6-0	175	Houston, Texas/Mirabeau B. Lamar
19	Zach Tsakounis	LHP/OF	Fr.	6-0	170	Arlington, Va. / St. John's College
21	Hunter Smith	C	Sr.	6-1	200	Caldwell, N.J./James Caldwell
23	Jamie Sara	RHP	Jr.	6-3	200	Alexandria, Va./West Potomac
24	Jack Cone	RHP/OF	Fr.	5-11	165	Fairfax Station, Va. / South County
25	Tristan Snyder	RHP	Fr.	6-2	170	Bumpass, Va. / Louisa County
26	Matt McDermott	INF	So.	5-8	165	Little Falls, N.J / Saint Peter's Prep
27	Rojo Prairie	RHP	Fr.	5-11	195	Fairfx, Va. / Lake Braddock
29	Will Moore	RHP	So.	6-5	190	Charlottesville, Va. / The Covenant School
30	Randy Prosperi	RHP	So.	6-5	215	Fairfax, Va. / WT Woodson
31	Will Evans	C	So.	5-9	180	Los Angeles, Calif. / Notre Dame (HS)
33	Hunter Hart	INF/OF	Fr.	6-1	208	Beaverdam, Va. / Patrick Henry
34	Bodie Sheehan	LHP	Sr.	6-0	185	Virginia Beach, Va./First Colonial
35	Flynn Hopkins	OF	Fr.	6-0	190	Fairfax Station, Va. / Robinson Secondary School
39	Jack Ryan	RHP	Fr.	6-0	160	Briarcliff Manor, NY / Briarcliff
40	Ned Ruffin	RHP	Fr.	6-5	224	Baltimore, Md. / Boys Latin School of Maryland

**Head Coach:** #28 Brian Murphy (6th season)

**Assistant Coaches:** #32 Brian Casey (7th season), Pat McKenna (3rd season), Brink Ambler (1st season)

**Athletic Trainer:** Robbie Lester

**Strength and Conditioning Coach:** John Sauer

#### Pronunciation Guide

1 - Brandon Raquet: Ra-Kay	15 - Matthew Trehub - Tree-hub
9 - Owen Socher: Soccer	19 - Zach Tsakounis: Sa - Koonis
10 - David Angstadt: Ang-Stat	30 - Randy Prosperi: Pross-Per-Ee

PROBABLE STARTERS										
POS	NO	NAME	Avg.	H	2B	3B	HR	RBI	Notes	
C	21	Smith	.278	50	11	1	11	34	Second in the CAA in HRs	
1B	15	Trehub	.265	31	7	2	2	19	Earned a spot in the lineup in 23 of the last 24 games	
2B	26	McDermott	.238	41	12	1	0	30	Hit a walk-off double vs. CofC (5/4); 2nd with 30 RBI	
3B	18	Pearson	.314	54	13	3	1	28	Leads the team in batting average and multi-hit games	
SS	8	Wrigte	.168	27	7	3	4	25	Second on the team with three home runs	
LF	1	Raquet	.263	30	6	3	5	20	Named CAA POW (5/6) after hitting .583 vs. CofC.	
CF	24	Cone	.230	37	7	3	1	20	Hit .400 vs. CofC, including a walk-off double on 5/5.	
RF	9	Socher	.243	25	7	2	1	6	Started 23 of the last 25 games.	
DH	17	Waldman	.286	12	3	0	2	13	Seen action in 6 of the last 7 games	

ON THE MOUND										
POS	NO	NAME	W-L	ERA	IP	H	BB	SO	Notes	
RHP	14	Jacob Haney	3-3	5.73	37.2	43	14	29	Making his 9th start of the season, first since 4/10	





## BRIAN MURPHY HEAD COACH

**6**<sup>TH</sup> SEASON OVERALL

**6**<sup>TH</sup> SEASON AT W&M

### PROFILE

**Hometown:** Easton Mass.  
**Wife:** Karen Murphy  
**Children:** Connor, Maggie

**Education**  
North Carolina, 1976

**Coaching Career**  
William and Mary (2013-P)

### CAREER HIGHLIGHTS

- 2014 CAA Coach of the Year
- 2014 CAA Regular Season Champs
- 2016 CAA Tournament Champs
- 2016 NCAA Regional Final Appearance
- 2016 VaSID Coach of the Year
- Three 30-plus win seasons
- Nine MLB Draft Picks
- Two National Award Semifinalists
- 23 All-Conference Players

### STAFF

Brian Casey - Assistant Coach (seventh season)  
Pat McKenna - Assistant Coach (third season)  
Brink Ambler - Volunteer Assts. (first season)

Brian Murphy was named head coach of the Tribe baseball program on Dec. 3, 2013, and enters his sixth season as the Tribe's head coach. It will be his seventh season in Williamsburg, after spending one season as the Tribe's top assistant coach.

The former one-year assistant guided the Green and Gold to three 30-plus win seasons, a NCAA Regional Final appearances and a Colonial Athletic Association Tournament bid each season in his first four years as the skipper. Before his promotion, Murphy helped the Tribe earn its first-ever NCAA Tournament at-large bid and win its first regional games in school history on the strength of a record-setting 39-win season in 2013. He made a seamless transition to head coach the following year as W&M secured its first-ever regular season conference title, culminating in CAA Coach of the Year honors. A couple seasons later, W&M captured its first CAA tournament championship since 2001 en route to reaching the NCAA Regional Final for the second time in a four-year span.

In 2017, a third-place finish in the CAA standings allowed W&M to make its fifth consecutive postseason appearance, which is a program-best since qualifying started for the CAA Baseball Tournament. Murphy secured his 100th career victory mid-way through the season after the Tribe edged conference rival UNCW, 10-9, on March 26. At the end of the regular season, the Green and Gold landed five players on the all-conference teams, highlighted by junior Cullen Large receiving All-CAA First Team accolades. Senior Ryder Miconi, who was tabbed All-CAA Third Team, continued to excel in the classroom as he repeated as CAA Scholar Athlete of the Year. In addition, All-CAA second teamer Brandon Raquet was named to Collegiate Baseball's Freshman All-American Team. Murphy also helped produced a draft class of at least three W&M players for the fifth time in program history. Redshirt sophomore Nick Raquet became the third-highest all-time MLB draft pick by getting selected in the third round by the Washington Nationals. Large was chosen in the fifth round by the Toronto Blue Jays and senior Nick Brown was picked by the Minnesota Twins in the 32nd round. It was the second time in program history that two players were taken inside the first five rounds of the MLB Draft.

The 2016 season will go down as one of the most memorable seasons in program history. Down 8-1 in what looked like its final at-bat of the season, the Tribe answered with seven runs in the ninth and sparked a two-week run for the ages. Following a 27-hour rain delay, W&M went onto win the first CAA Championship game in 12 innings, before senior Josh Smith's grand-slam homer in the bottom of the eighth inning lifted them to the CAA Tournament crown and automatic bid to the NCAA Tournament. In the NCAA Regional, the Tribe, which fell in its first game, knocked out Bryant and defending national champion Virginia on its way to its second Regional Final in four seasons. When all was said and done the Green and Gold won six elimination games against Northeastern, College of Charleston, UNCW (twice), Bryant, and Virginia. For his efforts, Murphy was named VaSID Coach of the Year. Individually, he helped lead six Tribe players to all-conference awards, including senior Charley Gould, 23732junior Ryder Miconi, and sophomore Ryan Hall, who were named to the second team. Miconi was rewarded for his hard work in the classroom by being named the CAA Scholar Athlete of the Year. Gould became the 35th player in school history to be drafted when the Oakland Athletics drafted him in the 26th round. It was the fifth straight season that the Tribe had a player selected in the MLB Draft.

Throughout his stint in the W&M dugout, Murphy has mentored a total of nine MLB Draft picks, two national award semifinalists and 23 all-conference players. Michael Katz (2012-14), who garnered multiple All-American honors, was tabbed a Golden Spikes Award semifinalist in 2014. Additionally, Katz and Charley Gould (2013-16) were just two of three players in program history to become Dick Hower Trophy semifinalists, representing W&M on the prestigious list in back-to-back years ('14 & '15). Murphy also helped develop a plethora of record-setting athletes. Under his watch, four pitching records were shattered as John Farrell (2010-13) set a new single-season wins standard (11), Jason Inghram (2012-15) replaced the school's all-time wins mark (26), Joseph Gaouette (2013-16) broke the career saves record (18), and Charlie Fletcher became the all-time appearance leader (105). Additionally, Katz eclipsed the single-season RBI ledger (75), while Ryan Hall raised the bar for most career at bats (844).

The Easton Mass. native, who enters his sixth season with the Tribe baseball program, after spending three-seasons at Ivy League school Brown.

While at Brown, Murphy served as the Bears recruiting coordinator and hitting coach. During his three-year tenure in Providence, R.I., Murphy mentored 10 All-Ivy League selections.

Prior to his time with the Bears, Murphy was an assistant at Bryant University in Smithfield, R.I., (2006-09) where he was the recruiting director for the Bulldogs. His on the field responsibilities at Bryant included overseeing the catchers, outfielders and batting. In 2008, he was a member of a Bulldog squad that captured the Northeast-10 Championship. His tenure at Bryant was highlighted by 132 victories, two NCAA Tournament Regional final appearances and a school-record 42 wins in 2008. At the plate, Bryant improved every season in batting average and runs per game under Murphy's tutelage.

In 2004 and 2005, Murphy served as an assistant at Wheaton College in Norton, Ma. While coaching at Wheaton, Murphy's coaching engagement centered on the Lyons' hitting approach and catchers. The Lyons captured two New England Women's and Men's Athletic Conference (NEWMAC) titles and made it all the way to the 2005 NCAA New England Regional finals during Murphy's two seasons.

Murphy has summer coaching experience in the Cape Cod League and the Northwoods League. Murphy served as the hitting coach for the CCBL's Hyannis Mets during the summers of 2005 and 2006. In 2008, he was the Head Coach of the Battle Creek (MI) Bombers of the Northwoods League.

He played collegiately at Merrimack College in North Andover, Mass., where he was the team captain in 2003. Murphy earned a degree in business management from Merrimack in 2003 and a Master's Degree in Sports Management from California University of Pennsylvania in 2009.

Murphy resides in Williamsburg with his wife, Karen, son, Connor, and daughter Maggie.



## WILLIAM & MARY 2019 RESULTS

### 2019 William & Mary Baseball Stats Game Results for William & Mary (as of May 13, 2019) (All games)

Date	Opponent	Score	Inns	Overall	CAA	Pitcher of record	Attend	Time
Feb 15, 2019	MARIST-1	w 8-3	9	1-0-0	0-0-0	Snyder (W 1-0)	444	2:52
Feb 15, 2019	MARIST-2	w 3-2	9	2-0-0	0-0-0	C. Farrell (W 1-0)	444	2:25
Feb 17, 2019	MARIST	w 4-3	9	3-0-0	0-0-0	Tsakounis (W 1-0)	216	2:45
Feb 22, 2019	SACRED HEART	L 3-7	9	3-1-0	0-0-0	Snyder (L 1-1)	121	3:06
Feb 24, 2019	SACRED HEART	w 12-3	9	4-1-0	0-0-0	B. Sheehan (W 1-0)	131	2:54
Feb 26, 2019	at Virginia	w 9-3	9	5-1-0	0-0-0	Tsakounis (W 2-0)	2715	3:31
Mar 02, 2019	at High Point-1	w 6-2	9	6-1-0	0-0-0	Strain (W 1-0)	508	2:46
Mar 02, 2019	at High Point-2	w 4-3	9	7-1-0	0-0-0	Prosperi (W 1-0)	508	2:57
Mar 03, 2019	at High Point	w 8-6	9	8-1-0	0-0-0	Haney (W 1-0)	378	3:20
Mar 05, 2019	at Norfolk State	w 17-2	9	9-1-0	0-0-0	Tsakounis (W 3-0)	112	2:40
Mar 08, 2019	CAMPBELL	w 5-2	9	10-1-0	0-0-0	Strain (W 2-0)	151	3:00
Mar 09, 2019	CAMPBELL	w 4-1	9	11-1-0	0-0-0	B. Sheehan (W 2-0)	209	2:36
Mar 10, 2019	CAMPBELL	w 14-5	9	12-1-0	0-0-0	Haney (W 2-0)	252	3:18
Mar 12, 2019	at Old Dominion	L 3-6	9	12-2-0	0-0-0	J. Pearson (L 0-1)	486	2:50
Mar 16, 2019	WEST VIRGINIA-1	L 1-9	9	12-3-0	0-0-0	Strain (L 2-1)	623	2:30
Mar 16, 2019	WEST VIRGINIA-2	w 6-4	9	13-3-0	0-0-0	Prosperi (W 2-0)	623	2:58
Mar 17, 2019	WEST VIRGINIA	L 2-12	9	13-4-0	0-0-0	Haney (L 2-1)	506	2:57
Mar 19, 2019	at VCU	w 7-3	9	14-4-0	0-0-0	Prosperi (W 3-0)	373	2:59
* Mar 22, 2019	NORTHEASTERN	L 6-7	9	14-5-0	0-1-0	C. Farrell (L 1-1)	173	3:22
* Mar 23, 2019	NORTHEASTERN	L 4-9	9	14-6-0	0-2-0	Strain (L 2-2)	294	2:44
* Mar 24, 2019	NORTHEASTERN	w 15-4	9	15-6-0	1-2-0	Butts (W 1-0)	256	3:00
Mar 26, 2019	OLD DOMINION	L 2-4	9	15-7-0	1-2-0	Haney (L 2-2)	171	2:23
Mar 27, 2019	NORFOLK STATE	w 16-6	9	16-7-0	1-2-0	Cone (W 1-0)	148	3:10
* Mar 29, 2019	at UNCW	w 3-2	9	17-7-0	2-2-0	C. Farrell (W 2-1)	928	2:55
* Mar 30, 2019	at UNCW	w 8-1	9	18-7-0	3-2-0	B. Sheehan (W 3-0)	1024	2:52
* Mar 31, 2019	at UNCW	w 3-2	9	19-7-0	4-2-0	Tsakounis (W 4-0)	966	3:03
Apr 03, 2019	MARYLAND	w 8-1	9	20-7-0	4-2-0	Haney (W 3-2)	333	2:55
* Apr 05, 2019	at Delaware	L 0-1	9	20-8-0	4-3-0	Strain (L 2-3)	132	2:46
* Apr 06, 2019	at Delaware	L 2-3	9	20-9-0	4-4-0	B. Sheehan (L 3-1)	227	2:22
* Apr 07, 2019	at Delaware	L 8-9	9	20-10-0	4-5-0	Tsakounis (L 4-1)	241	3:05
Apr 09, 2019	at Maryland	L 10-16	9	20-11-0	4-5-0	Cone (L 1-1)	409	3:28
4/10/2019	at George Washington	L 4-8	9	20-12-0	4-5-0	Haney (L 3-3)	189	2:31
* Apr 12, 2019	JAMES MADISON	w 7-1	9	21-12-0	5-5-0	Strain (W 3-3)	251	2:30
* Apr 13, 2019	JAMES MADISON	L 1-3	9	21-13-0	5-6-0	Prosperi (L 3-1)	395	3:00
* Apr 14, 2019	JAMES MADISON	L 3-5	9	21-14-0	5-7-0	Sara (L 0-1)	404	2:40
Apr 17, 2019	GEORGE WASHINGTON	w 2-1	9	22-14-0	5-7-0	C. Farrell (W 3-1)	344	2:23
* Apr 20, 2019	ELON-1	L 9-11	(10)	22-15-0	5-8-0	Prosperi (L 3-2)	446	3:54
* Apr 20, 2019	ELON-2	L 2-8	9	22-16-0	5-9-0	B. Sheehan (L 3-2)	446	2:49
* Apr 21, 2019	ELON	L 2-11	9	22-17-0	5-10-0	Tsakounis (L 4-2)	282	3:15
Apr 23, 2019	at George Mason	w 5-1	9	23-17-0	5-10-0	Butts (W 2-0)	150	2:25
Apr 24, 2019	at Richmond	L 2-12	9	23-18-0	5-10-0	Cone (L 1-2)	398	2:57
* Apr 26, 2019	at Towson	w 5-2	9	24-18-0	6-10-0	Strain (W 4-3)	155	2:16
* Apr 27, 2019	at Towson	w 7-0	9	25-18-0	7-10-0	B. Sheehan (W 4-2)	268	2:33
* Apr 28, 2019	at Towson	L 3-4	9	25-19-0	7-11-0	C. Farrell (L 3-2)	233	3:01
* May 03, 2019	CHARLESTON	w 5-1	9	26-19-0	8-11-0	Strain (W 5-3)	686	2:32
* May 04, 2019	CHARLESTON	w 4-3	(13)	27-19-0	9-11-0	C. Farrell (W 4-2)	513	3:39
* May 05, 2019	CHARLESTON	w 5-4	(10)	28-19-0	10-11-0	J. Pearson (W 1-1)	282	3:04

( ) extra inning game



## WILLIAM &amp; MARY 2019 CUMULATIVE STATS

**2019 William & Mary Baseball Stats**  
**Overall Statistics for William & Mary (as of May 13, 2019)**  
**(All games Sorted by Batting avg)**

Record: 28-19 Home: 16-11 Away: 12-8 CAA: 10-11

Player	avg	gp-gs	ab	r	h	2b	3b	hr	rbi	tb	slg%	bb	hp	so	gdp	ob%	sf	sh	sb-att	po	a	e	fld%
18 Pearson, Zach	.314	44-44	172	23	54	13	3	1	28	76	.442	9	3	19	3	.357	1	1	8-10	35	92	10	.927
21 Smith, Hunter	.278	47-47	180	31	50	11	1	11	34	96	.533	24	8	49	5	.383	2	0	0-0	166	15	5	.973
15 Trehub, Matthew	.265	36-34	117	20	31	7	2	2	19	48	.410	17	8	24	2	.392	1	2	1-1	241	30	1	.996
1 Raquet, Brandon	.263	38-32	114	25	30	6	3	5	20	57	.500	20	7	52	1	.404	0	0	4-4	57	1	0	1.000
33 Hart, Hunter	.263	36-32	114	22	30	5	1	0	17	37	.325	19	4	36	1	.379	3	1	7-9	241	15	10	.962
9 Socher, Owen	.243	33-30	103	24	25	7	2	1	6	39	.379	18	16	17	1	.428	1	1	2-2	54	4	1	.983
26 McDermott, Matt	.238	46-46	172	17	41	12	1	0	30	55	.320	8	3	32	0	.281	2	6	9-12	108	122	6	.975
24 Cone, Jack	.230	41-39	161	28	37	7	3	1	20	53	.329	13	5	27	0	.299	5	3	8-11	120	2	4	.968
12 Thomas, Matt	.186	36-32	118	23	22	3	0	0	8	25	.212	24	3	28	1	.336	1	0	5-5	63	5	3	.958
8 Wrighte, Kyle	.168	47-47	161	25	27	7	3	4	25	52	.323	22	8	57	3	.295	2	2	4-6	62	124	11	.944
-----																							
17 Waldman, Jason	.286	20-11	42	9	12	3	0	2	13	21	.500	10	4	13	2	.464	0	0	1-1	5	0	2	.714
10 Angstadt, David	.235	12-4	17	4	4	2	0	0	1	6	.353	4	1	9	0	.409	0	0	0-0	2	0	0	1.000
7 Lipke, Colin	.229	13-10	35	5	8	4	0	0	5	12	.343	3	0	15	0	.289	0	0	0-0	66	5	0	1.000
2 Hogarth, David	.227	20-11	44	4	10	1	0	0	6	11	.250	4	2	10	2	.308	2	1	1-1	18	5	2	.920
5 Conti, Phil	.208	19-4	24	6	5	1	0	0	2	6	.250	3	1	15	0	.321	0	0	0-0	3	9	5	.706
3 Ragone, Cole	.143	8-0	7	1	1	1	0	0	0	2	.286	0	0	3	0	.143	0	0	0-0	2	1	1	.750
31 Evans, Will	.000	4-0	1	0	0	0	0	0	0	0	.000	2	0	1	0	.667	0	0	0-0	1	1	0	1.000
Totals	.245	47	1582	267	387	90	19	27	234	596	.377	200	73	407	21	.352	20	17	50-62	1265	485	67	.963
Opponents	.245	47	1588	216	389	79	13	27	188	575	.362	180	44	344	33	.336	14	20	39-61	1243	401	66	.961

LOB - Team (382), Opp (366). DPs turned - Team (47), Opp (29). CI - Team (1), H. Smith 1. IBB - Team (8), H. Smith 5, Hart 1, Socher 1, Waldman 1, Opp (9). Picked off - Hart 1, Cone 1, B. Raquet 1, Thomas 1, McDermott 1, Conti 1, Z. Pearson 1.

## (All games Sorted by Earned run avg)

Player	era	w-l	app	gs	cg	sho	sv	ip	h	r	er	bb	so	2b	3b	hr	b/av	wp	hp	bk	sf	sha
34 Sheehan, Bodie	2.56	4-2	12	12	0	0/1	0	77.1	72	24	22	13	48	12	4	4	.251	2	5	0	2	5
19 Tsakounis, Zach	3.38	4-2	13	10	0	0/0	1	56.0	55	23	21	21	46	11	3	3	.261	3	3	1	1	4
11 Strain, Wade	3.55	5-3	12	12	1	0/0	0	71.0	58	33	28	22	54	14	0	4	.218	2	7	0	3	1
-----																						
13 Farrell, Chris	2.30	4-2	18	0	0	0/0	4	27.1	18	8	7	18	38	2	0	1	.196	4	3	0	0	3
6 Pearson, Justin	2.81	1-1	18	1	0	0/1	1	32.0	32	12	10	16	25	9	1	0	.267	1	3	0	1	0
30 Prosperi, Randall	3.27	3-2	25	0	0	0/0	0	33.0	25	15	12	8	34	2	1	4	.207	5	2	0	0	2
16 Butts, Nick	3.67	2-0	11	2	0	0/0	0	27.0	19	13	11	18	18	7	2	1	.194	3	5	0	0	0
23 Sara, Jamie	3.86	0-1	14	0	0	0/0	1	11.2	10	6	5	15	15	3	0	0	.227	3	2	3	0	1
14 Haney, Jacob	5.73	3-3	8	8	0	0/0	0	37.2	43	28	24	14	29	9	1	4	.289	3	6	0	4	3
29 Moore, Will	6.00	0-0	3	0	0	0/0	0	3.0	4	3	2	5	4	1	0	0	.308	6	2	0	0	0
27 Prarie, Rojo	6.75	0-0	4	0	0	0/0	0	6.2	5	6	5	6	6	0	0	1	.217	2	0	0	2	0
24 Cone, Jack	7.50	1-2	6	1	0	0/0	0	12.0	14	13	10	8	11	2	0	0	.286	1	2	0	1	0
25 Snyder, Tristan	7.59	1-1	10	1	0	0/0	0	21.1	27	23	18	10	11	6	1	4	.297	1	4	0	0	1
40 Ruffin, Ned	11.12	0-0	5	0	0	0/0	0	5.2	7	9	7	6	5	1	0	1	.292	3	0	3	0	0
Totals	3.88	28-19	47	47	1	1/1	7	421.2	389	216	182	180	344	79	13	27	.245	39	44	7	14	20
Opponents	4.71	19-28	47	47	1	1/1	8	414.1	387	267	217	200	407	90	19	27	.245	60	73	3	20	17

PB - Team (4), Trehub 3, H. Smith 1, Opp (11). Pickoffs - Team (3), Trehub 1, B. Sheehan 1, J. Pearson 1, Opp (7). SBA/ATT - Trehub (23-33), H. Smith (16-22), Strain (10-11), Haney (8-10), B. Sheehan (1-7), Prosperi (4-6), C. Farrell (3-5), J. Pearson (2-5), Tsakounis (1-5), Sara (3-4), Snyder (2-3), Prarie (2-2), Cone (2-2), Thomas (0-1), Butts (1-1).



# WILLIAM & MARY 2019 CAA STATS

## 2019 William & Mary Baseball Stats Conference statistics for William & Mary (as of May 13, 2019) (CAA games only Sorted by Batting avg)

Record: 10-11 Home: 5-7 Away: 5-4 CAA: 10-11

Player	avg	gp-gs	ab	r	h	2b	3b	hr	rbi	tb	slg%	bb	hp	so	gdp	ob%	sf	sh	sb-att	po	a	e	fld%
18 Pearson, Zach	.333	21-21	90	12	30	4	2	0	12	38	.422	3	2	8	3	.368	0	0	2-4	16	52	6	.919
15 Trehub, Matthew	.271	20-20	70	12	19	4	2	1	12	30	.429	9	6	11	2	.395	1	1	1-1	146	19	0	1.000
26 McDermott, Matt	.250	21-21	80	10	20	6	1	0	16	28	.350	4	1	20	0	.294	0	3	5-6	51	48	4	.961
21 Smith, Hunter	.238	21-21	84	11	20	3	0	5	8	38	.452	9	3	20	3	.330	1	0	0-0	64	8	3	.960
24 Cone, Jack	.238	21-20	84	13	20	2	1	1	8	27	.321	3	4	12	0	.293	1	2	4-6	60	2	1	.984
12 Thomas, Matt	.174	14-12	46	8	8	1	0	0	2	9	.196	8	0	16	0	.296	0	0	2-2	24	3	2	.931
9 Socher, Owen	.172	19-18	64	8	11	2	2	1	4	20	.313	10	10	12	1	.365	1	1	1-1	29	3	1	.970
8 Wrighte, Kyle	.136	21-21	66	7	9	3	1	1	9	17	.258	11	2	20	2	.278	0	2	1-1	26	60	6	.935
-----																							
1 Raquet, Brandon	.333	13-10	39	9	13	2	1	2	8	23	.590	7	1	17	1	.447	0	0	1-1	19	1	0	1.000
7 Lipke, Colin	.273	9-6	22	3	6	3	0	0	2	9	.409	3	0	10	0	.360	0	0	0-0	41	2	0	1.000
2 Hogarth, David	.267	8-3	15	0	4	0	0	0	1	4	.267	1	0	3	1	.313	0	1	1-1	4	1	0	1.000
17 Waldman, Jason	.250	8-4	12	2	3	0	0	1	3	6	.500	6	2	4	0	.550	0	0	1-1	0	0	0	.000
33 Hart, Hunter	.225	12-11	40	6	9	2	1	0	6	13	.325	6	2	15	1	.354	0	1	2-2	87	3	3	.968
5 Conti, Phil	.000	8-0	2	1	0	0	0	0	0	0	.000	0	0	2	0	.000	0	0	0-0	0	1	1	.500
10 Angstadt, David	.000	2-1	2	0	0	0	0	0	0	0	.000	0	0	2	0	.000	0	0	0-0	1	0	0	1.000
3 Ragone, Cole	.000	2-0	1	0	0	0	0	0	0	0	.000	0	0	0	0	.000	0	0	0-0	1	0	0	1.000
31 Evans, Will	.000	1-0	0	0	0	0	0	0	0	0	.000	1	0	0	0	1.000	0	0	0-0	0	0	0	.000
Totals	.240	21	717	102	172	32	11	12	91	262	.365	81	33	172	14	.343	4	11	21-26	575	233	29	.965
Opponents	.247	21	718	91	177	36	7	10	77	257	.358	76	16	158	12	.331	3	10	13-26	573	187	30	.962

LOB - Team (171), Opp (158). DPs turned - Team (22), Opp (17). CI - Team (1), H. Smith 1. IBB - Team (3), H. Smith 2, Socher 1, Opp (8). Picked off - Z. Pearson 1, Cone 1, B. Raquet 1.

## (CAA games only Sorted by Earned run avg)

Player	era	w-l	app	gs	cg	sho	sv	ip	h	r	er	bb	so	2b	3b	hr	b/av	wp	hp	bk	sf	sha
34 Sheehan, Bodie	2.33	2-2	7	7	0	0/1	0	46.1	41	14	12	5	37	8	2	1	.246	2	4	0	1	3
11 Strain, Wade	2.64	3-2	7	7	1	0/0	0	44.1	33	17	13	10	31	7	0	2	.201	2	5	0	1	1
19 Tsakounis, Zach	5.46	1-2	7	7	0	0/0	0	29.2	40	19	18	16	19	8	2	3	.328	3	0	0	0	3
-----																						
24 Cone, Jack	0.00	0-0	1	0	0	0/0	0	2.0	2	0	0	1	4	0	0	0	.250	0	0	0	0	0
27 Prarie, Rojo	0.00	0-0	1	0	0	0/0	0	1.0	1	0	0	0	2	0	0	0	.250	0	0	0	0	0
16 Butts, Nick	3.46	1-0	6	0	0	0/0	0	13.0	11	7	5	10	8	3	1	0	.224	1	1	0	0	0
25 Snyder, Tristan	3.86	0-0	2	0	0	0/0	0	4.2	4	3	2	2	3	1	0	0	.222	0	0	0	0	0
13 Farrell, Chris	3.94	2-2	8	0	0	0/0	1	16.0	11	8	7	11	24	2	0	1	.208	3	3	0	0	2
30 Prosperi, Randall	4.50	0-2	12	0	0	0/0	0	18.0	15	10	9	7	15	1	1	3	.224	2	0	0	0	1
6 Pearson, Justin	4.63	1-0	9	0	0	0/1	0	11.2	12	7	6	6	8	4	1	0	.273	1	2	0	1	0
23 Sara, Jamie	9.00	0-1	6	0	0	0/0	0	4.0	6	4	4	6	5	2	0	0	.333	2	1	1	0	0
40 Ruffin, Ned	18.00	0-0	1	0	0	0/0	0	1.0	1	2	2	2	2	0	0	0	.250	1	0	1	0	0
Totals	3.66	10-11	21	21	1	1/1	1	191.2	177	91	78	76	158	36	7	10	.247	17	16	2	3	10
Opponents	3.86	11-10	21	21	1	1/1	6	191.0	172	102	82	81	172	32	11	12	.240	22	33	1	4	11

PB - Team (1), H. Smith 1, Opp (6). Pickoffs - Team (3), Trehub 1, J. Pearson 1, B. Sheehan 1, Opp (3). SBA/ATT - Trehub (6-12), H. Smith (7-11), Strain (5-6), Tsakounis (1-5), B. Sheehan (0-5), Prosperi (1-3), C. Farrell (2-3), Snyder (2-2), J. Pearson (1-1), Prarie (1-1).



## WILLIAM &amp; MARY 2019 NON-CONFERENCE STATS

**2019 William & Mary Baseball Stats**  
**Overall Statistics for William & Mary (as of May 13, 2019)**  
**(Non-CAA games only Sorted by Batting avg)**

Record: 18-8 Home: 11-4 Away: 7-4 CAA: 0-0

Player	avg	gp-gs	ab	r	h	2b	3b	hr	rbi	tb	slg%	bb	hp	so	gdp	ob%	sf	sh	sb-att	po	a	e	fld%
21 Smith, Hunter	.313	26-26	96	20	30	8	1	6	26	58	.604	15	5	29	2	.427	1	0	0-0	102	7	2	.982
18 Pearson, Zach	.293	23-23	82	11	24	9	1	1	16	38	.463	6	1	11	0	.344	1	1	6-6	19	40	4	.937
33 Hart, Hunter	.284	24-21	74	16	21	3	0	0	11	24	.324	13	2	21	0	.391	3	0	5-7	154	12	7	.960
26 McDermott, Matt	.228	25-25	92	7	21	6	0	0	14	27	.293	4	2	12	0	.270	2	3	4-6	57	74	2	.985
1 Raquet, Brandon	.227	25-22	75	16	17	4	2	3	12	34	.453	13	6	35	0	.383	0	0	3-3	38	0	0	1.000
24 Cone, Jack	.221	20-19	77	15	17	5	2	0	12	26	.338	10	1	15	0	.304	4	1	4-5	60	0	3	.952
12 Thomas, Matt	.194	22-20	72	15	14	2	0	0	6	16	.222	16	3	12	1	.359	1	0	3-3	39	2	1	.976
8 Wrighte, Kyle	.189	26-26	95	18	18	4	2	3	16	35	.368	11	6	37	1	.307	2	0	3-5	36	64	5	.952
-----																							
9 Socher, Owen	.359	14-12	39	16	14	5	0	0	2	19	.487	8	6	5	0	.528	0	0	1-1	25	1	0	1.000
17 Waldman, Jason	.300	12-7	30	7	9	3	0	1	10	15	.500	4	2	9	2	.417	0	0	0-0	5	0	2	.714
10 Angstadt, David	.267	10-3	15	4	4	2	0	0	1	6	.400	4	1	7	0	.450	0	0	0-0	1	0	0	1.000
15 Trehub, Matthew	.255	16-14	47	8	12	3	0	1	7	18	.383	8	2	13	0	.386	0	1	0-0	95	11	1	.991
5 Conti, Phil	.227	11-4	22	5	5	1	0	0	2	6	.273	3	1	13	0	.346	0	0	0-0	3	8	4	.733
2 Hogarth, David	.207	12-8	29	4	6	1	0	0	5	7	.241	3	2	7	1	.306	2	0	0-0	14	4	2	.900
3 Ragone, Cole	.167	6-0	6	1	1	1	0	0	0	2	.333	0	0	3	0	.167	0	0	0-0	1	1	1	.667
7 Lipke, Colin	.154	4-4	13	2	2	1	0	0	3	3	.231	0	0	5	0	.154	0	0	0-0	25	3	0	1.000
31 Evans, Will	.000	3-0	1	0	0	0	0	0	0	0	.000	1	0	1	0	.500	0	0	0-0	1	1	0	1.000
Totals	.249	26	865	165	215	58	8	15	143	334	.386	119	40	235	7	.360	16	6	29-36	690	252	38	.961
Opponents	.244	26	870	125	212	43	6	17	111	318	.366	104	28	186	21	.340	11	10	26-35	670	214	36	.961

LOB - Team (211), Opp (208). DPs turned - Team (25), Opp (12). IBB - Team (5), H. Smith 3, Waldman 1, Hart 1, Opp (1). Picked off - Conti 1, Hart 1, McDermott 1, Thomas 1.

**(Non-CAA games only Sorted by Earned run avg)**

Player	era	w-l	app	gs	cg	sho	sv	ip	h	r	er	bb	so	2b	3b	hr	b/av	wp	hp	bk	sf	sha
19 Tsakounis, Zach	1.03	3-0	6	3	0	0/0	1	26.1	15	4	3	5	27	3	1	0	.169	0	3	1	1	1
34 Sheehan, Bodie	2.90	2-0	5	5	0	0/0	0	31.0	31	10	10	8	11	4	2	3	.258	0	1	0	1	2
11 Strain, Wade	5.06	2-1	5	5	0	0/0	0	26.2	25	16	15	12	23	7	0	2	.245	0	2	0	2	0
14 Haney, Jacob	5.73	3-3	8	8	0	0/0	0	37.2	43	28	24	14	29	9	1	4	.289	3	6	0	4	3
-----																						
13 Farrell, Chris	0.00	2-0	10	0	0	0/0	3	11.1	7	0	0	7	14	0	0	0	.179	1	0	0	0	1
23 Sara, Jamie	1.17	0-0	8	0	0	0/0	1	7.2	4	2	1	9	10	1	0	0	.154	1	1	2	0	1
6 Pearson, Justin	1.77	0-1	9	1	0	0/0	1	20.1	20	5	4	10	17	5	0	0	.263	0	1	0	0	0
30 Prosperi, Randall	1.80	3-0	13	0	0	0/0	0	15.0	10	5	3	1	19	1	0	1	.185	3	2	0	0	1
16 Butts, Nick	3.86	1-0	5	2	0	0/0	0	14.0	8	6	6	8	10	4	1	1	.163	2	4	0	0	0
29 Moore, Will	6.00	0-0	3	0	0	0/0	0	3.0	4	3	2	5	4	1	0	0	.308	6	2	0	0	0
27 Prarie, Rojo	7.94	0-0	3	0	0	0/0	0	5.2	4	6	5	6	4	0	0	1	.211	2	0	0	2	0
25 Snyder, Tristan	8.64	1-1	8	1	0	0/0	0	16.2	23	20	16	8	8	5	1	4	.315	1	4	0	0	1
24 Cone, Jack	9.00	1-2	5	1	0	0/0	0	10.0	12	13	10	7	7	2	0	0	.293	1	2	0	1	0
40 Ruffin, Ned	9.64	0-0	4	0	0	0/0	0	4.2	6	7	5	4	3	1	0	1	.300	2	0	2	0	0
Totals	4.07	18-8	26	26	0	0/0	6	230.0	212	125	104	104	186	43	6	17	.244	22	28	5	11	10
Opponents	5.44	8-18	26	26	0	0/0	2	223.1	215	165	135	119	235	58	8	15	.249	38	40	2	16	6

PB - Team (3), Trehub 3, Opp (5). Pickoffs - Team (0), Opp (4). SBA/ATT - Trehub (17-21), H. Smith (9-11), Haney (8-10), Strain (5-5), J. Pearson (1-4), Sara (3-4), Prosperi (3-3), B. Sheehan (1-2), C. Farrell (1-2), Cone (2-2), Prarie (1-1), Butts (1-1), Thomas (0-1), Snyder (0-1).