



WILLIAM & MARY

MEDIA RELATIONS DIRECTOR: Andrew Phillips / PHONE: (757) 221-3344 / CELL: (804) 840-4439 / EMAIL: atphillips01@wm.edu

TRIBE BY THE NUMBERS

2.6	Sophomore Victoria Reynolds ranks first in the CAA and 47th in the country with 2.6 steals per game.
3	Jenna Green is now second in school history with 501 assists. The senior needs just three more to set the school record at 504 dimes.
7	Bianca Boggs has recorded seven 20-point games this season, which ranks her eighth in school history. Her next will move her into a tie for seventh.
10	The number of wins both Northeastern & W&M have in the all-time season series.
14	Bianca Boggs has scored in double-figures in 14 straight games. The streak is tied for the third longest in school history, and is the longest active in the CAA.
16.4	W&M is averaging 16.4 assists per game, which is good for the most in the CAA and 37th in the NCAA.
65	Seniors - Jeanne Gaumont, Jenna Green, and Abby Rendle are now the winningest class in school history. The trio has won 65 times in their W&M careers.
189	W&M has recorded 189 blocks this season, which is 8.2 rejections per game, which lead the NCAA. The Tribe needs three more blocks to set the single-season school record.
335	Senior Abby Rendle has recorded 335 career blocks, which is both a school and CAA record. It is the third most-active blocks in the NCAA.
1011	Senior Abby Rendle sits in 19th place in school history with 1,011 points. She needs 10 more to move into 18th place on the school's all-time list.

GAME

24

WILLIAM & MARY (15-8, 6-6 CAA) vs. NORTHEASTERN (12-11, 7-5 CAA)
























Sunday, Feb. 11, 2018 | 2:00 PM | Williamsburg, Va. | Kaplan Arena
Video: TribeAthletics.TV | Live Stats: TribeAthletics.com

SERIES HISTORY

ALL-TIME	Series Tied 10-10	Last: NU, 64-46 (1/21/18) (Cabot Center)
AT W&M	W&M leads 7-2	Last: W&M, 60-58 (1/13/17) (Kaplan Arena)

W&M NEWS AND NOTES

- The William & Mary women's basketball team opens a two-game homestand when it welcomes Northeastern to Kaplan Arena for the Golden Game on Sunday, Feb. 11. Tip-off between the Tribe and the Huskies is set for 2 p.m.
- Senior Abby Rendle became the 19th player in school history to record her 1,000th career point with her second quarter lay-up at Delaware on Feb. 9. She becomes the third player in the last three years reach the clip, and is the second player (Marlena Tremba) in the last two years to reach the milestone at Delaware.
- The Tribe celebrates its second annual Golden Game on Sunday afternoon in conjunction with the celebration of the school's 325th birthday. Although, W&M suffered a setback in the first Golden Game to James Madison, the Tribe is 1-1 this season when donning its gold uniforms.
- W&M, the nation's leaders in blocks, set a school record and tied a CAA record with 17 block shots in the victory. Five of the nine players that played recorded, at least, one rejection led by 11 from senior Abby Rendle. The 17 blocks were the most in a game this season nationally, while Rendle's 11 were the second most.
- This season, W&M is 8-1 when shooting better than 45-percent. For the year, the Green and Gold leads the CAA and ranks 57th in the country at 43.6-percent.
- After losing its top two scorers from last season, W&M has put, at least, three players in double-figures in 19 of 23 games this season. Junior Bianca Boggs has been in double-figures in 21 of 23 games, including 14 in a row to lead the team. Seniors Jenna Green (16 times) and Abby Rendle (16 times), as well as sophomores Victoria Reynolds (13 times) and Nari Garner (eight times), and freshman Nyla Pollard (twice) have also scored in double-figures, in at least one game, this season.
- Not only is senior Jenna Green scoring at a higher rate this season, but she is also finding her teammates at a higher clip. The Clifton, Virginia native has been in double-figures in 16 games and is averaging 11.3 points per game. She has added 152 assists, which is good for 17th in the country, while her 6.4 apg. rank her 18th. Green, who is just three assists away from breaking the school record, has 501 that rank her 14th among active players in the country.
- W&M's and the CAA's new all-time blocks leader senior Abby Rendle broke the school record with her 256th career block in the game against Davidson, and then topped the league's record with her 274th career block versus ODU. She added another school and conference record as she had a single-game record of 11 blocks against Charleston on Jan. 26. Rendle is the nation's top shot blocker and is leading the country with 113 blocks and 4.9 bpg. Her 335 career blocks are also the third-most active blocks in the country, and her 3.3 blocks per game are the most active in the country. The senior has reset her single-season at 113 blocks this year and counting.
- Junior Bianca Boggs has become one of the top players in the CAA this season. She has been the team's leading scorer 13 times, and recorded the most points in a game by a CAA player this season when she scored a career-high 33 points at St. Francis. The junior is averaging 16.9 points per game, which is second in the CAA, to go along with 4.8 rebounds, and 3.0 assists, and 2.4 steals. The Waldorf, Md. native has scored 389 points needs just nine more points to move into 20th place on the single-season scoring chart.
- A big key to the Tribe's success this season has been well they share the basketball. W&M is averaging 18.1 assists per game in its victories, but just 13.3 in its losses.

	Nov. 11	at Howard	W, 83-71	W&M jumped out to a 24 point first-half lead and never looked back in the 83-71 win. Junior Bianca Boggs had a double-double (26 pts, 11 rebs) leading three in double figures.
	NOV. 14 FAIRFIELD		W, 57-47	Seniors Jenna Green (11 pts, 11 reb.) and Abby Rendle (10 pts, 13 reb.) had double-doubles to lead the Tribe to a 10-point home opening win in the first-ever meeting vs. Fairfield.
	Nov. 17	at St. John's	L, 81-92	Senior Abby Rendle led the Tribe with 22 points, five rebounds, and five blocks, but the Tribe couldn't overcome a big third quarter from St. John's, suffering its first loss of the season.
	Nov. 21	at East Carolina	W, 71-65 (ot)	Senior Abby Rendle notched her third career triple-double with 25 points, 17 rebounds, and 10 blocks as the Tribe picked up a hard fought road win in overtime at East Carolina.
	NOV. 25 LOYOLA		W, 70-49	Four players scored in double-figures as William & Mary led from start to finish in a 70-49 triumph versus Loyola. Victoria Reynolds led the Tribe with 13 points.
	NOV. 27 DAVIDSON		W, 73-54	Sophomore Nari Garner scored a career-high 20 points with 17 in the fourth quarter and senior Abby Rendle broke the school record for blocks in the 73-54 victory.
	Nov. 29	at Richmond	W, 78-64	Sophomore Nari Garner and Victoria Reynolds each scored 18 points as W&M topped Richmond 78-64. It was the first win at Richmond since '06 and second straight vs. UofR.
	Dec. 2	at St. Francis	W, 92-86	Bianca Boggs scored a career-high 33 points to lead four in double-figures as the Tribe won its fifth straight game. Abby Rendle had a double-double with 11 pts. and 10 rebs.
	DEC. 5 USC UPSTATE		W, 83-63	W&M jumped out to a 30-12 first quarter advantage and never looked back. Nari Garner led all scorers with 15 points, while Nyla Pollard had a career-high 14.
	DEC. 17 OLD DOMINION		W, 75-68	W&M outscored Old Dominion 25-14 in the third quarter on its way to its third straight triumph over the Monarchs. Senior Abby Rendle scored 19 points and added nine blocks.
	DEC. 21 NORFOLK STATE		L, 74-80	The Tribe battled to force overtime, but fell to in-state foe Norfolk State in the non-conference finale. Junior Bianca Boggs scored a game-high 22 points.
	Dec. 29	at Charleston *	W, 68-54	The Green and Gold won its third straight CAA opener as it cruised past College of Charleston 68-54. Senior Abby Rendle scored a game and career-high 26 points.
	Dec. 31	at UNCW*	W, 66-53	For the second-time in three seasons the Tribe improved to 2-0 in CAA play with its second consecutive league road win. Jenna Green & Bianca Boggs each had 17 points.
	JAN. 7 TOWSON*		L, 66-67	W&M's fourth quarter comeback attempt fell just short as the Tribe fell 67-66 to Towson. Senior Abby Rendle and junior Bianca Boggs each had 16 points in the loss.
	JAN. 9 DREXEL*		L, 65-58	Drexel used a pair of runs in the fourth quarter and overtime to come from behind and top the Tribe. Junior Bianca Boggs finished with a game-high 17 points.
	JAN. 14 ELON *		W, 81-75	For the first time since 2014-15, W&M put five players in double-figures as it topped defending league champion Elon. Bianca Boggs had 20, while Nari Garner added 19.
	Jan. 19	at Hofstra *	L, 54-65	Junior Bianca Boggs and sophomore Victoria Reynolds scored 15 points apiece, but the Tribe dropped a game at Hofstra on Education Day.
	Jan. 21	at Northeastern *	L, 46-64	W&M couldn't overcome its coldest shooting game of the season and scored a season-low 46 points at Northeastern. Bianca Boggs paced the Tribe with 15.
	JAN. 26 CHARLESTON *		W, 79-66	The Green and Gold completed the sweep of CofC with a furious second half comeback. Five players scored in double-figures, including three with double-doubles.
	JAN. 28 HOFSTRA		W, 63-53	W&M took the lead midway through the second quarter, and never looked back as it avenged a road loss to Hofstra. Junior Bianca Boggs scored a game-high 24 points.
	FEB. 2 JAMES MADISON		L, 41-86	The Tribe couldn't overcome a hot-shooting James Madison, falling to the first place Dukes on Friday. Junior Bianca Boggs had 14, while senior Jenna Green added 12.
	Feb. 4	at Towson *	W, 75-63	W&M used a 13-0 run late in the first quarter and never looked back to even the season series with Towson. Jenna Green led all scorers 22 points, while Bianca Boggs had 21.
	Feb. 9	at Delaware *	L, 68-59	Senior Abby Rendle scored her 1000th point and paced the Tribe with 18 in the setback at Delaware. The Tribe erased an 11-point deficit, but could only tie it in the final quarter.
	FEB. 11 NORTHEASTERN *	2 PM Video: Tribe Athletics TV/CAA.TV		The Tribe host Northeastern for its Second Annual Golden Game as part of Charter Day weekend. W&M hasn't lost to Northeastern at home since the 2009 season.
	FEB. 16 UNCW *	7 PM Video: Tribe Athletics TV/CAA.TV		Local product Karen Barefoot returns to Kaplan Arena this time as the head coach of UNCW. W&M has won the last four games in Kaplan Arena against the Seahawks.
	Feb. 18	at Drexel *	2 PM Video: CAA.TV	The Tribe heads to the DAC, the site of the 2018 CAA Tournament to close the regular season series with Drexel. The Tribe last won in Philadelphia in 2015.
	Feb. 23 DELAWARE *	7 PM Video: Tribe Athletics TV/CAA.TV		W&M plays the Blue Hens for the second time in two weeks as it hosts UD for Senior Day. W&M is looking for its first home win against Delaware since 2008.
	Mar. 1	at Elon *	7 PM Video: CAA.TV	The Green and Gold heads to defending league champion Elon. It is the final season of Alumni Gym, where the Tribe is 1-4 all-time.
	Mar. 3	at James Madison *	2 PM Video: CAA.TV	W&M closes the regular season at James Madison. The Tribe picked up its first victory at the Convocation Center since 1999 with a 62-53 victory last season.
	Mar. 7-10	CAA Championship		Drexel hosts the 2018 CAA Championships in Philadelphia, Pa. W&M won its first CAA Tournament game since 2009 and advanced to the CAA Semis for the first time since 2001 last season.

GENERAL INFORMATION

Name: College of William & Mary
Location: Williamsburg, Va.
Founded: 1693 (2nd oldest college in U.S.)
Enrollment (includes graduate): 8,617
Nickname: Tribe
Colors: Green, Gold and Silver
Arena (capacity): Kaplan Arena (8,600)
Affiliation: NCAA Division I
Conference: Colonial Athletic Association (CAA)
President: W. Taylor Reveley (Princeton, 1965)
Chancellor: Robert M. Gates (William & Mary, 1965)
Director of Athletics: Samantha K. Huge (Gordon, 1992)

LAST GAME STARTERS

2 BIANCA BOGGS

So. • G • 5-9

Waldorf, Md./St. Mary's Ryken

G-GS	PPG	RPG	APG	FG%	3P%	FT%	STL	BLK
23-23	16.9	4.8	3.0	.450	.337	.744	54	21

- Named CAA Player of the Week for the week of Jan. 29.
- Stuffed the stat sheet with 26 points, 7 reb. & stl., 6 ast, and 2 blks vs. CofC (1/26/18).
- Dropped a career-high 33 points in the win at St. Francis (Pa.) (12/2/17).
- Notched a then-career-high 26 points and career-high 11 rebounds in the win at HU (11/11/17).
- Scored in double-figures 37 times in career, including 20 games this season.

11 NYLA POLLARD

Fr. • G • 5-10

Virginia Beach, Va./Princess Anne

G-GS	PPG	RPG	APG	FG%	3P%	FT%	STL	BLK
23-20	4.3	1.9	1.7	.343	.293	.783	10	3

- Named CAA Rookie of the Week for the weeks of Dec. 11 and Dec. 18.
- Scored 12 points and tied a career-high with five assists in the win versus ODU (12/17/17).
- Dropped a career-high 14 points with 3 rebounds, 4 assists, and 2 steals vs. Upstate (12/5/17).
- Notched a career-high five dimes in the win at St. Francis (Pa.) (12/2/17).
- Set a career-high with six rebounds against Norfolk State (12/21/17).

12 JENNA GREEN

Sr. • G • 5-7

Clifton, Va./Centreville

G-GS	PPG	RPG	APG	FG%	3P%	FT%	STL	BLK
23-23	11.3	4.0	6.4	.441	.333	.755	35	11

- Set a career-high with 22 points, and added seven assists in the win at Towson (2/4/18).
- Had her second double-double with 14 points and 12 assists in the win versus Elon (1/14/18).
- Recorded her third double-double with 10 points and 11 dimes versus CofC (1/26/18).
- Ranks second in W&M history with 501 career assists.

24 ABBY RENDLE

Sr. • C • 6-4

Reston, Va./South Lakes

G-GS	PPG	RPG	APG	FG%	3P%	FT%	STL	BLK
23-23	11.7	7.4	1.3	.543	-	.636	25	113

- W&M's and CAA's all-time leader in blocked shots with 329 career blocks.
- Named CAA Player of the Week for the weeks of Nov. 27, Dec. 18, and Jan. 1.
- Sits in 19th place in school history with 1,011 points for her career.
- Scored a career-high with 26 points on 10-of-12 from the floor at Charleston (12/29/17).
- Set a school and CAA record with a career-high 11 blocks in the win versus Charleston (1/26/18).

30 VICTORIA REYNOLDS

So. • F • 5-10

Pasadena, Md./Archbishop Spalding

G-GS	PPG	RPG	APG	FG%	3P%	FT%	STL	BLK
23-23	11.1	7.4	2.1	.481	.333	.714	60	18

- Scored a CH 22 points and added seven rebounds, and three assists and steals at SFU (12/2/17).
- Notched her first career double-double with 15 points and a CH 18 boards vs. CofC (1/26/18).
- Dropped 18 points and grabbed nine rebounds in the win at Richmond (11/29/17).
- Made her first career-start and scored a career-high 19 pts and 6 rebs at Howard (11/11/17).
- Has been in double-figures in 13 games this season and 17 times in her career.

TRIBE TRENDS

WILLIAM & MARY RECORD	
Overall.....	15-8
CAA Games.....	6-6
Leads at halftime.....	11-2
Trails at halftime.....	4-6
Tied at Halftime.....	0-0
Home.....	8-4
Away.....	7-4
Neutral.....	0-0

BY MONTH	
November.....	6-1
December.....	5-1
January.....	3-4
February.....	1-2
March.....	0-0

SCORING...	
W&M scores fewer than 40 pts.....	0-0
W&M scores 40-49.....	0-2
W&M scores 50-59.....	1-3
W&M scores 60-69.....	3-1
W&M scores 70-79.....	7-1
W&M scores 80+.....	4-2
Opp. scores fewer than 40 pts.....	0-0
Opp. scores 40-49.....	2-0
Opp. scores 50-59.....	5-0
Opp. scores 60-69.....	5-5
Opp. scores 70-79.....	2-0
Opp. scores 80+.....	1-2

FROM THE FIELD ...	
W&M shoots below 35%.....	0-2
W&M shoots better than 35%.....	15-6
W&M shoots better than 40%.....	13-4
W&M shoots better than 45%.....	8-1
W&M shoots better than 50%.....	2-1

FINAL MARGIN	
1-3 points.....	0-1
4-7 points.....	3-2
8-10 points.....	2-1
11-15 points.....	6-2
16+ points.....	4-2
In Overtime.....	1-2

BATTLE OF THE BOARDS	
Outrebounding opponent.....	5-2
Outrebounded by opponent.....	10-6
Rebounds are even.....	0-0

DOWN TO THE WIRE	
Leading with 5:00 left.....	15-2
Trailing with 5:00 left.....	0-6
Tied with 5:00 left.....	0-0

LAYING IT ON THE LINE...	
W&M attempts more free throws.....	9-2
Opp. attempts more free throws.....	5-7
Free Throws are even.....	0-0

JERSEY COLOR	
White.....	8-3
Green.....	6-3
Gold.....	1-1
Pink.....	0-1

STRENGTH OF OPPOSITION	
vs. Top 25 teams.....	0-0
vs. teams with a winning record.....	3-5
vs. teams .500 record.....	3-1
vs. teams with a losing record.....	8-2

STREAKING	
Coming off of a win.....	9-6
Coming off of a loss.....	5-2
Longest Winning Streak.....	W-7
Longest Losing Streak.....	L-2
Current Streak.....	L-1

RESERVES

POS.	NO.	NAME	HT.	CL.	G-GS	PPG	RPG	APG	FG%	3P%	FT%	MISC.
G	0	Libby Underwood	5-9	Fr.	21-0	1.3	0.6	0.3	.172	.200	.636	2 stl.

NOTE: Scored a career-high eight points in the Tribe win versus USC Upstate.

G	3	Ashley Taylor	5-8	So.	10-0	0.3	0.6	0.2	.125	.333	-	1 stl.
---	---	---------------	-----	-----	------	-----	-----	-----	------	------	---	--------

NOTE: Scored her first points of the season on a 3-pointer in the win vs. Upstate

G/F	4	Jeanne Gaumont	6-0	Sr.	10-0	1.4	1.7	0.3	.222	.125	.556	5 stl.
-----	---	----------------	-----	-----	------	-----	-----	-----	------	------	------	--------

NOTE: Will miss the remainder of the year with an injury

G/F	5	Misha Jones	5-9	Jr.	21-0	1.5	1.1	0.5	.333	.250	.889	4 stl.
-----	---	-------------	-----	-----	------	-----	-----	-----	------	------	------	--------

NOTE: Team captain, who matched a career-high with seven points against Upstate

G	10	Nari Garner	5-7	So.	23-3	7.7	1.4	0.5	.344	.344	.833	14 stl.
---	----	-------------	-----	-----	------	-----	-----	-----	------	------	------	---------

NOTE: Scored a career-high 20 points, including 17 in the fourth quarter vs. Davidson

C	20	Chandler Smith	6-3	Jr.	18-0	0.6	0.7	0.2	.313	-	-	10 blk
---	----	----------------	-----	-----	------	-----	-----	-----	------	---	---	--------

NOTE: Reserve post that has appeared in 50 career games.

G/F	21	Bailey Eichner	6-1	Fr.	12-0	0.7	1.1	0.2	.400	.000	.500	2 blk
-----	----	----------------	-----	-----	------	-----	-----	-----	------	------	------	-------

NOTE: Scored a career-high four-points and grabbed a career-high five boards vs. JMU (2/2)

C	25	Gabby Rogers	6-1	Fr.	22-0	2.3	1.6	0.2	.579	-	.636	9 stl
---	----	--------------	-----	-----	------	-----	-----	-----	------	---	------	-------

NOTE: Scored nine points and had four rebounds in the win versus Howard.

G	31	Harper Birdsong	5-10	So.	-	-	-	-	-	-	-	-
---	----	-----------------	------	-----	---	---	---	---	---	---	---	---

NOTE: Transfer from George Washington that has to sit out the 2017-18 because of NCAA rules.

W&M INDIVIDUAL SUPERLATIVES

Double-Digt Games	15-16	16-17	17-18	Career	Double-Doubles	15-16	16-17	17-18	Career
Abby Rendle	13	13	16	52	Abby Rendle	3	2	5	11
Bianca Boggs	9	8	21	38	Jenna Green	-	-	3	3
Jenna Green	2	6	17	29	Bianca Boggs	1	-	1	2
Victoria Reynolds	-	4	13	17	Victoria Reynolds	-	-	1	1
Nari Garner	-	-	8	8					
Nyla Pollard	-	-	3	3					
Jeanne Gaumont	2	-	-	2					
20-Point Games	15-16	16-17	17-18	Career	Triple-Doubles	15-16	16-17	17-18	Career
Bianca Boggs	-	-	7	7	Abby Rendle	1	1	1	3
Abby Rendle	2	-	3	5					
Nari Garner	-	-	1	1					
Jenna Green	-	-	1	1					
Victoria Reynolds	-	-	1	1					
30-Point Games	15-16	16-17	17-18	Career	Leading Scorer (times):	- Boggs (13), Rendle (6), Garner (3), Reynolds (3), Green (2)			
Bianca Boggs	-	-	1	1	Leading Rebounder (times):	- Rendle (10), Reynolds (10), Boggs (4), Gaumont (1), Green (1)			
10-Rebound Games	15-16	16-17	17-18	Career	Leading Assists (times):	- Green (19), Boggs (2), Jones (1), Pollard (1), Reynolds (1), Rendle (1)			
Abby Rendle	3	2	5	11	Charges (times):	- Gaumont (4), Jones (4), Rogers (3), Eichner (2)			
Victoria Reynolds	-	-	4	4	Three-Point Plays (Made/Attempted):	- Green (4-4), Garner (1-1), Jones (1-1), Pollard (1-1), Rogers (1-1), Boggs (11-15), Rendle (3-6), Reynolds (1-2), Gaumont (0-1)			
Bianca Boggs	-	1	1	2	Four-Point Plays (Made/Attempted):	- Garner (1-1)			
Jenna Green	-	-	1	1					
10-Assist Games	15-16	16-17	17-18	Career					
Jenna Green	-	1	3	4					

Team

W&M scored 80+ points	1/14/2018	81 (81-75, W vs. Elon)
W&M scored 85+ points	12/2/2017	92 (92-86, W at St. Francis (Pa.))
W&M scored 90+ points	12/2/2017	92 (92-86, W at St. Francis (Pa.))
W&M scored 95+ points	2/16/2014	97 (97-44 W, vs. UNCW)
Opponent scored 80+	2/2/2018	86 (41-86, L vs. James Madison)
Opponent scored 85+	2/2/2017	86 (41-86, L vs. James Madison)
Opponent scored 90+	11/17/2017	92 (92-81 L, at St. John's)
W&M grabbed 50+ rebounds	12/29/2015	53 (75-64 W, vs. Old Dominion)
W&M grabbed 60+ rebounds	12/21/2006	60 (73-58 W, at Norfolk State)
Held an Opponent to 50 pts. or less	11/25/17	49 (70-49 W, vs. Loyola)
Held an Opponent to 40 pts. or less	12/3/2016	39 (67-39, W vs. Richmond)
W&M was held under 50 pts.	2/2/2018	41 (41-86, L at James Madison)
Shot 50% from the field	12/2/2017	52.2% (35-for-67) (92-86, W at St. Francis (Pa.))
Shot 80-89% from the foul line (8 or more attempts)	2/4/2018	81.3% (13-for-16) (75-63, W at Towson)
Shot 90-99% from the foul line (8 or more attempts)	2/9/2018	90.0 (9-for-10) (59-68, L at Delaware)
Shot 100% from the foul line (8 or more attempts)	2/28/2016	100.0% (8-8) (53-69 L, at Drexel)
Had a 20-pt. win	12/5/17	20 (W, 83-63 vs. USC Upstate)
Had a 30-pt. win	11/28/2016	34 (W, 82-48 vs. Delaware State)
Had a 40-pt. win	2/16/2014	53 (97-44 W, vs. UNCW)
Had a 50-pt. win	2/16/2014	53 (97-44 W, vs. UNCW)
Had a 20-pt. loss	2/2/2018	45 (L, 41-86 at James Madison)
Had a 30-pt. loss	2/2/2018	45 (L, 41-86 at James Madison)
An overtime win	11/21/2017	71-65, W at East Carolina
An overtime loss	1/9/2018	58-65, L vs. Drexel
A double-overtime game	2/6/2015	72-68, W at Drexel
A triple-overtime game	11/29/1999	77-83, L at VCU
10-game winning streak	2016-17	11 (11/18/2016-1/6/17)
5-game winning streak	2017-18	7 (11/21/2017-12/21/2017)
5-game losing streak	2015-16	5 (2/5/2016-2/21/2016)
10-game losing streak	2012-13	11 (11/25/2012-1/20/2013)

Individual

20-24 pts.	22, Jenna Green & 21, Bianca Boggs at Towson, 2/4/18
25-29 pts.	26, Bianca Boggs vs. Hofstra, 1/26/18
30-34 pts.	33, Bianca Boggs at St. Francis (Pa.), 12/2/17
35-39 pts.	39, Lynn Norenberg at Virginia Wesleyan, 11/15/80
40+ pts.	53, Bebe Fisher vs. Norfolk Division, 2/13/52
5 players in double figures	Bianca Boggs (26), Victoria Reynolds (15), Abby Rendle (12), Nari Garner (11), Jenna Green (10) vs. College of Charleston, 1/26/18
Two players with 20 pts. or more	Jenna Green (22) and Bianca Boggs (21) at Towson, 2/4/18
Player with 10-14 rebounds	11, Victoria Reynolds vs. James Madison, 2/2/18
Player with 15-19 rebounds	18, Victoria Reynolds vs. College of Charleston, 1/26/18
Player with 20 or more rebounds	21, Emily Correal vs. George Mason, 3/16/13
Two players with 10 or more rebounds	13, Abby Rendle and 11, Jenna Green vs. Fairfield, 11/14/17
A player with a triple-double	Abby Rendle (25 pts, 17 reb, 10 blks) at East Carolina, 11/21/17
A player with a double-double	Victoria Reynolds (15 pts, 18 reb.), Abby Rendle (12 pts, 11 blks) and Jenna Green (10 pts, 11 ast) vs. College of Charleston, 1/26/18
Two players with double-doubles	Victoria Reynolds (15 pts, 18 reb.), Abby Rendle (12 pts, 11 blks) and Jenna Green (10 pts, 11 ast) vs. College of Charleston, 1/26/18
100% from the field (min. 5 made)	7-for-7, Abby Rendle vs. Drexel, 3/1/17
100% from foul line (min. 5 made)	6-for-6, Jenna Green at Towson, 2/4/18
5-7 Assists	5, Jenna Green at Delaware, 2/9/18
8-9 Assists	8, Bianca Boggs at Delaware, 2/9/18
10+ Assists	11, Jenna Green vs. College of Charleston, 1/26/18
5 or more steals	7, Victoria Reynolds vs. Hofstra, 1/28/18
5-9 blocks	6, Abby Rendle at Delaware, 2/9/18
10+ blocks	11, Abby Rendle vs. College of Charleston, 1/26/18

BOLD - Happened in the 2017-18 season

**LIBBY UNDERWOOD**

Fr. • Guard • 5-9
Rye, New Hampshire

**BIANCA BOGGS**

Jr. • Guard • 5-5
Waldorf, Md.

**ASHLEY TAYLOR**

So. • Guard • 6-0
Charlottesville, Va.

**JEANNE GAUMONT**

Sr. • Guard/Forward • 6-0
Saint-Lambert, Quebec

**MISHA JONES**

Jr. • Guard/Forward • 5-9
Manassas Park, Va.

**NARI GARNER**

So. • Guard • 5-7
Tampa, Fla.

**NYLA POLLARD**

Fr. • Guard • 5-9
Virginia Beach, Va.

**JENNA GREEN**

Sr. • Guard • 5-7
Clifton, Va.

**CHANDLER SMITH**

Jr. • Center • 6-3
Port Tobacco, Md.

**BAILEY EICHNER**

Fr. • Guard/Forward • 6-1
Cudahy, Wisc.

**ABBY RENDLE**

Sr. • Center • 6-4
Reston, Va.

**GABBY ROGERS**

Fr. • Center • 6-1
Dallas, Texas

**VICTORIA REYNOLDS**

So. • Forward • 5-10
Pasadena, Md.

**HARPER BIRDSONG**

So. • Guard • 5-10
Suffolk, Va.

**ED SWANSON**

Fifth Season at W&M
28th Overall

PRONUNCIATION GUIDE

Sarah **EICHLER** IKE-ler

Bailey **EICHNER** IKE-ner

NARI Garner Nar-ee

JEANNE GAUMONT Ja-on

Gow-mon

Lynne **KOKOSKI**

Kah-kaw-ski

CHANEL Murchison Shh-nell



ED

SWANSON

HEAD COACH

28TH SEASON OVERALL5TH SEASON AT W&M

PROFILE

Wife: Marion
Children: Connor and Matthew

Education
Sacred Heart, 1989

Coaching Career
Sacred Heart (1989-13)
William & Mary (2013-P)

CAREER HIGHLIGHTS

- Three NCAA Tournament Appearances
- Led W&M to 1st Division I Postseason berth in the WBI.
- Led W&M to a school record 20 wins in 2016-17
- 2016-17 VaSID Coach of the Year
- Six Postseason Appearances
- Four regular season conference championships and three postseason league titles
- 2009 New England Hall of Fame Inductee
- Eight 20-win seasons
- Five-time Conference Coach of the Year
- On five occasions, his teams have earned to the WBCA Academic Top 25 Team Honor

Ed Swanson enters his fifth season with the Green and Gold. He became the fifth Division I head women's basketball coach in William and Mary history on May 7, 2013. Prior to coming to Williamsburg, he spent 23 years transforming Sacred Heart University from a Division II program into a one of the top teams in the Northeast Conference. Swanson owns a career record of 464-327 (.587).

Swanson led the Tribe to one of its best seasons in program history in 2016-17. The Tribe tied a school record with 20 wins, while winning a CAA Tournament game for the first time since 2009, and advancing to the CAA Semifinals for the first time since 2001. Under his leadership, the Tribe won 11-straight games, which is the longest single-season streak in school history, from Nov. 18, 2016-Jan. 2, 2017. W&M had four players claim seven all-conference awards during the 2016-17 campaign, including seniors Alexandra Masaquel and Marlena Tremba, who each earned second-team citations. Additionally, Masaquel was tabbed the Richmond Times-Dispatch All-State Second-Team, while Tremba earned VaSID All-State Second-Team honors. For his efforts, VaSID honored him as the Virginia State Coach of the Year.

Once again Swanson's third season was one for the record books. The Tribe raced out to its best start in school history with an 11-2 record. W&M went onto again to win the fourth most wins in school history with 15. For the second straight season the Tribe broke the blocks and assist record, by tying the single season assist record (466) and broke the school record for blocks with 148. During the season junior Marlena Tremba became the 15th player in school history to break the 1000-point barrier. Individually, four players earned All-CAA awards as junior Alexandra Masaquel was tabbed to the second-team and all-defensive team, Tremba earned third-team honors, and freshman Bianca Boggs picked up a spot on the all-rookie team. The Tribe was also rewarded for its hard work in the classroom as Masaquel, Tremba, and sophomore Jenna Green earned all-academic team honors.

Swanson's second year with the Green and Gold was one for the record books. The Tribe racked up 15 wins, the fourth-most in school history, on its way to its first-ever postseason appearances with bid in the Women's Basketball Invitational. The Green and Gold had a seven-win turnaround, while setting three school records for assists (466), blocked shots, (143), blocked shots per game (4.5). Individually he helped lead four players to five All-CAA awards. Sophomore Marlena Tremba was named to the All-CAA Third-Team, senior Jazmen Boone was named to the All-Defensive Team, freshman Abby Rendle to the All-Rookie and All-Defensive team, and senior Kyla Kerstetter earned all-academic honors.

In his first season with the Tribe, Swanson led a young team to eight victories in a seven-seed in the CAA Tournament. The Green and Gold finished in the top 10 nationally in steals per game, while Jazmen Boone also ranked in the top 20 in the NCAA in the same category. Under his guidance Kaitlyn Mathieu garnered Third-Team All-Colonial Athletic Association honors, and went on to sign a professional contract with a team in Germany. In addition, guard Marlena Tremba went onto win CAA Rookie of the Year, and was named to the all-rookie squad. Boone was named to the all-defensive team, while she and Kyla Kerstetter took home all-academic honors.

Swanson oversaw Sacred Heart's transition from Division II to Division I in 1999-00, and the program took off under his direction. Over Sacred Heart's 14 years in Division I, Swanson led SHU to a 280-145 record (.664), including a 190-62 (.754) record in the NEC. He departed as the NEC's all-time winningest head coach with all of his SHU teams finishing third or higher in the league standings. Swanson-lead teams have posted 13 straight winning seasons and 12 straight campaigns with 18 or more victories, including six with 20 or more wins. In 2009, he was inducted into the New England Basketball Hall of Fame.

In total, Swanson-coached players earned 19 All-NEC honors, including nine first-team awards, nine NEC All-Tournament Team honors, eight NEC All-Rookie Team selections, four NEC Rookies of the Year, three NEC Tournament MVPs and three NEC Players of the Year.

His teams have also enjoyed success in the classroom. On five occasions, the Pioneers were selected to the Women's Basketball Coaches Association (WBCA) Academic Top 25 Team Honor Roll, which has recognized outstanding academic performances from the top teams in each of the five collegiate divisions since 1995-96. On eight occasions since 2003, one of his players was

a CoSIDA Academic All-District selection and two Pioneer players were named NEC Scholar-Athlete of the Year.

In 2012-13, Swanson led Sacred Heart to its third straight postseason appearance, and in the process, recorded his 400th career victory. His milestone win came on Feb. 12, 2013 as the Pioneers defeated Fairleigh Dickinson. SHU completed the season at 22-11, finishing second in the NEC with a 13-5 ledger and garnering a berth in the program's first Women's National Invitational Tournament (WNIT).

Sacred Heart claimed its third NEC Championship and advanced to the NCAA Tournament in 2011-12. The Pioneers also ranked 23rd nationally in the WBCA Academic Top 25 Team Honor Roll with a team GPA of 3.35. SHU compiled a season mark to 25-8, winning both the regular season and postseason crowns in the league as Swanson was named NEC Coach of the Year for the fourth time.

The Pioneers earned a berth in the 2011 Women's Basketball Invitational and finished the year at 18-13 with a 12-6 mark in the NEC. After a 0-5 start to the 2008-09 season, Swanson's Pioneers reeled off a 21-game winning streak, the longest in school history and second longest in the country, before finishing with 25-8 record. SHU completed the NEC regular season with a perfect 18-0 mark, becoming just the third team in the history of the conference to accomplish the feat. Swanson earned NEC Coach of the Year honors as Sacred Heart finished off an amazing season by capturing its second league title and trip to the NCAA Tournament over a four-year span. During the 2008-09 season, Swanson moved past former Mount St. Mary's head coach Bill Sheahan (124) as all-time leader in Northeast Conference wins and eclipsing the 300-win plateau in his career.

The 2005-06 season saw Swanson lead the Sacred Heart program to its first NCAA Tournament, capturing the NEC Championship in just its seventh season at the Division I level. Swanson guided the Pioneers to a school record 26-5 record, including a 16-2 NEC ledger. He also garnered career victory No. 250 during the season.

Under his leadership, Sacred Heart was one of the toughest teams on its home court, the William H. Pitt Center, which opened in 1997. During the Pitt Center's opening 16 seasons, Swanson's teams won 81.9 percent (185-41) of its home games. In 2011-12, SHU went 15-1 at home, a season bested only by a perfect 15-0 in 2005-06 and 14-0 in 2003-04. During the stretch, the Pioneers' home winning percentage at the Pitt Center ranked among the best nationally.

After directing the Pioneers to a 20-7 record — the program's first 20-win season — in 1995-96, Swanson was voted Coach of the Year in the New England Collegiate Conference (NECC) and the Women's Basketball Coaches Association's (WBCA) District I.

Swanson took the reins of the Sacred Heart University women's basketball program in 1990 and built the Pioneers into one of the top teams in the Northeast. He joined Dave Bike's men's basketball coaching staff at SHU in 1989, and, after becoming head coach of the Pioneer women's program in 1990, did double duty for three seasons before becoming the University's first full-time women's coach in 1993. Prior to Swanson's arrival, the Sacred Heart women's team compiled a 4-21 record. Under his guidance, the climb to Division II respectability was accomplished within three seasons, from 8-19 to 11-16 and, in 1992-93, to 16-13 — the program's first winning record in 11 seasons.

In his time at SHU, he was a four-time NEC Coach of the Year, led Sacred Heart to five postseason bids, including three NCAA Tournament appearances. Swanson guided the Pioneers to four NEC regular season crowns and three NEC tournament championships. SHU posted 20-win seasons seven times during his tenure, including five of the last eight years.

He earned a bachelor's degree in business from Sacred Heart in 1989. Also during his tenure at SHU, Swanson served as the moderator for the Pioneer Student-Athlete Council from 1998-01 and was the annual coordinator of commencement exercises since 2000. Swanson and his wife, Marion, have two sons, Connor and Matthew.

CAREER RECORD

YEAR	OVERALL RECORD	CONF. RECORD	CONF. FINISH	POST SEASON
1990-91	8-19	3-11	7th	
1991-92	11-16	5-9	T5th	
1992-93	16-13	7-7	4th	
1993-94	12-15	8-8	5th	
1994-95	11-16	7-9	5th	
1995-96	20-7	16-4	T2nd	
1996-97	14-14	10-8	5th	
1997-98	19-7	13-3	2nd	
1998-99	15-12	12-6	3rd	
1999-00	14-14	11-7	T3rd	
2000-01	15-14	11-7	T3rd	
2001-02	18-11	13-5	T2nd	
2002-03	18-10	12-6	T3rd	
2003-04	21-8	14-4	2nd	
2004-05	18-11	14-4	2nd	
2005-06	26-5	16-2	1st	NCAA
2006-07	22-10	15-3	T1st	
2007-08	19-11	14-4	3rd	
2008-09	25-8	18-0	1st	NCAA
2009-10	19-11	14-4	3rd	
2010-11	18-13	12-6	T3rd	WBI
2011-12	25-8	15-3	1st	NCAA
2012-13	22-11	13-5	2nd	WNIT
2013-14	8-21	5-11	8th	
2014-15	15-16	9-9	6th	WBI
2015-16	15-15	6-12	7th	
2016-17	20-11	9-9	4th	
2017-18	15-8	6-6		
Career	479-335 (.588)	292-174 (.627)		
Division I	353-216 (.620)	226-109 (.675)		
W&M/CAA	73-71 (.507)	35-47 (.429)		



#0 LIBBY UNDERWOOD

FRESHMAN - GUARD

RYE, N.H. - PORTSMOUTH

>> UNDERWOOD'S CAREER HIGHS

MINUTES			FREE THROWS		
Season	15	vs. USC Upstate, 12/5/17	Season	5	vs. USC Upstate, 12/5/17
Career	15	vs. USC Upstate, 12/5/17	Career	5	vs. USC Upstate, 12/5/17
POINTS			ASSISTS		
Season	8	vs. USC Upstate, 12/5/17	Season	3	vs. USC Upstate, 12/5/17
Career	8	vs. USC Upstate, 12/5/17	Career	3	vs. USC Upstate, 12/5/17
REBOUNDS			STEALS		
Season	3	at Northeastern, 1/21/18	Season	1	(2x) last time at UNCW, 12/31/17
Career	3	at Northeastern, 1/21/18	Career	1	(2x) last time at UNCW, 12/31/17
FIELD GOALS			BLOCKS		
Season	2	at St. John's, 11/17/17	Season	-	-
Career	2	at St. John's, 11/17/17	Career	-	-
3-POINT FIELD GOALS			MISCELLANEOUS		
Season	1	(3x) last time vs. USC Upstate, 12/5/17	Career in Double Figures		
Career	1	(3x) last time vs. USC Upstate, 12/5/17	2017-18 in Double Figures		

>> 2017-18 GAME-BY-GAME

Opp	Date	GS	Min	FG-A	3FG-A	FT-A	Reb.	A	TO	BLK	STL	PTS
at How.	11/11		11	1-2	1-1	1-4	1	1	1	0	0	4
FAIRFIELD	11/13		4	0-1	0-1	0-0	0	0	1	0	0	0
at SIJ	11/17		10	2-2	1-1	0-0	0	0	2	0	0	5
at ECU	11/21		5	0-1	0-0	0-0	0	0	0	0	0	0
LOYOLA	11/25		14	0-3	0-2	1-2	1	1	1	0	0	1
DAV	11/27		5	0-0	0-0	0-0	2	0	1	0	0	0
at UofR	11/29		9	0-4	0-2	3-4	0	0	2	0	1	3
at SFU	12/2		4	0-0	0-0	0-0	0	0	0	0	0	0
UPSTATE	12/5		15	1-2	1-2	5-6	1	3	2	0	0	8
ODU	12/17		4	0-1	0-0	0-0	0	0	1	0	0	0
NSU	12/21			DNP - COACH'S DECISION								
at CoFC	12/29		4	0-0	0-0	2-4	0	0	0	0	0	2
at UNCW	12/31		7	0-2	0-1	0-0	0	0	0	0	1	0
TOW	1/7		4	0-1	0-1	0-0	1	1	0	0	0	0
DREXEL	1/9		5	1-1	0-0	2-2	1	0	0	0	0	4
ELON	1/14		3	0-0	0-0	0-0	0	0	0	0	0	0
at Hof	1/19		6	0-0	0-0	0-0	0	0	0	0	0	0
at NU	1/21		10	0-3	0-2	0-0	3	0	2	0	0	0
COFC	1/26		5	0-1	0-0	0-0	1	0	0	0	0	0
HOF	1/28		2	0-0	0-0	0-0	1	0	1	0	0	0
JMU	2/2		11	0-4	0-1	0-0	1	1	2	0	0	0
at Tow.	2/4			DNP - COACH'S DECISION								
at Del	2/9		2	0-1	0-1	0-0	0	0	2	0	0	0

>> UNDERWOOD'S CAREER STATISTICS

Season	GP	GS	Min/Avg	FG-FGA	Pct	3pt-Att	Pct	FT-FTA	Pct	Off	Def	Reb	Avg	PF	FO	A	TO	Blk	S	TP	Avg
2017-18	21	0	140/6.7	5-29	.172	3-15	.200	14-22	.636	2	11	13	0.6	10	0	6	19	0	2	27	1.3
CAREER	21	0	138/6.7	5-29	.172	3-15	.20	14-22	.636	2	11	13	0.6	10	0	6	19	0	2	27	1.3



#2 BIANCA BOGGS

JUNIOR - GUARD

Waldorf, Md. - St. Mary's Ryken

>> BOGGS' CAREER HIGHS

MINUTES			FREE THROWS		
Season	41	at East Carolina, 11/21/17	Season	7	(4x) last time vs. Drexel, 1/9/18
Career	41	at East Carolina, 11/21/17	Career	8	at Delaware, 2/26/16
POINTS			ASSISTS		
Season	33	at St. Francis (Pa.), 12/2/17	Season	8	at Delaware, 2/9/18
Career	33	at St. Francis (Pa.), 12/2/17	Career	8	at Delaware, 2/9/18
REBOUNDS			STEALS		
Season	11	at Howard, 11/11/17	Season	7	vs. Charleston, 1/26/18
Career	11	at Howard, 11/11/17	Career	7	vs. Charleston, 1/26/18
FIELD GOALS			BLOCKS		
Season	12	at St. Francis (Pa.), 12/2/17	Season	4	vs. Hofstra, 1/28/18
Career	12	at St. Francis (Pa.), 12/2/17	Career	4	vs. Hofstra, 1/28/18
3-POINT FIELD GOALS			MISCELLANEOUS		
Season	4	vs. Hofstra, 1/28/18	Career in Double Figures		
Career	4	vs. Hofstra, 1/28/18	2017-18 in Double Figures		

>> 2017-18 GAME-BY-GAME

Opp	Date	GS	Min	FG-A	3FG-A	FT-A	Reb.	A	TO	BLK	STL	PTS
at How.	11/11	*	31	8-18	3-6	7-10	11	1	3	1	4	26
FAIRFIELD	11/14	*	33	4-10	2-3	2-3	3	1	6	1	2	12
at SIJ	11/17	*	30	4-10	1-2	6-6	4	3	5	1	4	15
at ECU	11/21	*	41	5-14	0-2	7-14	8	3	3	2	2	17
LOYOLA	11/25	*	21	5-7	1-1	0-0	2	5	3	2	2	11
DAV	11/27	*	23	5-11	1-4	3-4	3	5	4	2	1	14
at UofR	11/29	*	15	3-9	0-3	3-3	0	1	1	1	1	9
at SFU	12/2	*	37	12-19	3-5	6-8	6	2	6	1	2	33
UPSTATE	12/5	*	8	1-4	0-0	2-2	3	0	1	0	1	4
ODU	12/17	*	33	4-9	0-5	5-6	9	6	4	0	4	13
NSU	12/21	*	35	8-9	3-3	3-3	5	4	6	1	1	22
at CoFC	12/29	*	24	6-10	0-2	3-3	4	2	0	0	1	15
at UNCW	12/31	*	28	5-16	2-5	5-5	2	3	4	0	2	17
TOW	1/7	*	37	4-15	1-5	7-10	5	5	3	0	2	16
DREXEL	1/9	*	27	4-11	2-5	7-8	2	2	5	0	2	17
ELON	1/14	*	35	7-16	2-4	4-5	3	3	4	2	3	20
at Hof	1/19	*	35	6-13	0-3	3-6	4	3	7	0	3	15
at NU	1/21	*	37	5-15	0-5	5-6	6	0	5	1	0	15
COFC	1/26	*	40	11-20	3-10	1-3	7	6	4	2	7	26
HOF	1/28	*	38	10-19	4-7	0-0	8	3	2	4	3	24
JMU	2/2	*	25	5-10	1-3	3-5	0	0	7	0	1	14
at Tow.	2/4	*	37	8-18	1-2	4-7	8	4	4	0	2	21
at Del.	2/9	*	34	4-15	1-6	4-4	7	8	2	0	4	13

>> BOGGS' CAREER STATISTICS

Season	GP	GS	Min/Avg	FG-FGA	Pct	3pt-Att	Pct	FT-FTA	Pct	Off	Def	Reb	Avg	PF	FO	A	TO	Blk	S	TP	Avg
2015-16	30	24	802/26.7	68-233	.292	17-56	.304	70-102	.686	38	57	95	3.2	81	5	45	55	10	56	223	7.4
2016-17	31	26	734/23.7	82-214	.383	22-74	.297	60-76	.789	44	65	109	3.5	60	0	60	76	17	54	246	7.9
2017-18	23	23	704/30.6	134-298	.450	31-92	.744	90-121	.744	39	71	110	4.8	62	1	70	89	21	54	389	16.9
CAREER	84	73	2240/26.7	284-745	.381	70-222	.315	220-299	.738	121	193	314	3.7	203	6	175	220	48	164	858	10.2



#3 ASHLEY TAYLOR

SOPHOMORE - GUARD

CHARLOTTESVILLE, VA. - ST. ANNE'S-BELFIELD

>> TAYLOR'S CAREER HIGHS

MINUTES			FREE THROWS		
Season	9	vs. USC Upstate, 12/5/17	Season	-	-
Career	9	vs. USC Upstate, 12/5/17	Career	-	-
POINTS			ASSISTS		
Season	3	vs. USC Upstate, 12/5/17	Season	1	(2x) last time at Charleston, 12/29/17
Career	3	vs. USC Upstate, 12/5/17	Career	1	(4x) last time at Charleston, 12/29/17
REBOUNDS			STEALS		
Season	2	vs. Loyola, 11/25/17	Season	1	vs. Davidson, 11/27/17
Career	2	vs. Loyola, 11/25/17	Career	1	vs. Davidson, 11/27/17
FIELD GOALS			BLOCKS		
Season	1	vs. USC Upstate, 12/5/17	Season	-	-
Career	1	vs. USC Upstate, 12/5/17	Career	-	-
3-POINT FIELD GOALS			MISCELLANEOUS		
Season	1	vs. USC Upstate, 12/5/17	Career in Double Figures		0
Career	1	vs. USC Upstate, 12/5/17	2017-18 in Double Figures		0

>> TAYLOR'S CAREER STATISTICS

Season	GP	GS	Min/Avg	FG-FGA	Pct	3pt-Att	Pct	FT-FTA	Pct	Off	Def	Reb	Avg	PF	FO	A	TO	Blk	S	TP	Avg
2016-17	7	0	22/3.1	0-6	.000	0-4	.000	0-0	.000	1	2	3	0.4	0	0	2	1	0	0	0	0.0
2017-18	10	0	27/2.7	1-8	.125	1-3	.333	0-0	.000	0	6	6	0.6	1	0	2	4	0	1	3	0.3
CAREER	17	0	49/2.9	1-14	.071	1-7	.143	0-0	.000	1	8	9	0.5	1	0	4	5	0	1	3	0.2

>> 2017-18 GAME-BY-GAME

Opp	Date	GS	Min	FG-A	3FG-A	FT-A	Reb.	A	TO	BLK	STL	PTS
at How.	11/11	2	0-0	0-0	0-0	0	0	0	0	0	0	0
FAIRFIELD	11/14		DNP - COACH'S DECISION									
at SJU	11/17		DNP - COACH'S DECISION									
at ECU	11/21		DNP - COACH'S DECISION									
LOYOLA	11/25	4	0-0	0-0	0-0	2	1	2	0	0	0	0
DAV	11/27	2	0-0	0-0	0-0	0	0	0	0	0	1	0
at UofR	11/29	1	0-0	0-0	0-0	0	0	0	0	0	0	0
at SFU	12/2		DNP - COACH'S DECISION									
UPSTATE	12/5	9	1-3	1-1	0-0	1	0	1	0	0	0	3
ODU	12/17	2	0-0	0-0	0-0	1	0	0	0	0	0	0
NSU	12/21		DNP - COACH'S DECISION									
at CoFC	12/29	1	0-0	0-0	0-0	1	1	0	0	0	0	0
at UNCW	12/31	2	0-1	0-1	0-0	0	0	1	0	0	0	0
TOWSON	1/7		DNP - COACH'S DECISION									
DREXEL	1/9		DNP - COACH'S DECISION									
ELON	1/14		DNP - COACH'S DECISION									
at Hof	1/19		DNP - COACH'S DECISION									
at NU	1/21	0+	0-1	0-0	0-0	0	0	0	0	0	0	0
COFC	1/26		DNP - COACH'S DECISION									
HOF	1/28		DNP - COACH'S DECISION									
JMU	2/2	4	0-3	0-1	0-0	1	0	0	0	0	0	0
at Tow.	2/4		DNP - COACH'S DECISION									
at Del.	2/9		DNP - COACH'S DECISION									

>> 2017-18 GAME-BY-GAME

Opp	Date	GS	Min	FG-A	3FG-A	FT-A	Reb.	A	TO	BLK	STL	PTS
at How.	11/11		DNP - INJURY									
FAIRFIELD	11/14		DNP - INJURY									
at SJU	11/17		DNP - INJURY									
at ECU	11/21	16	0-1	0-0	0-0	1	1	2	0	2	0	0
LOYOLA	11/25	7	1-3	1-2	0-0	1	0	0	0	0	3	3
DAV	11/27	16	0-1	0-1	0-0	3	0	2	0	1	0	0
at UofR	11/29	17	0-4	0-1	0-0	4	1	0	1	1	0	0
at SFU	12/2	5	0-2	0-1	0-0	0	1	0	0	0	0	0
UPSTATE	12/5	11	0-2	0-1	4-6	6	0	1	0	1	4	4
ODU	12/17	11	2-4	0-2	1-2	1	0	0	0	0	5	5
NSU	12/21	4	0-0	0-0	0-0	0	0	0	1	0	0	0
at CoFC	12/29	5	0-0	0-0	0-0	0	0	0	0	0	0	0
at UNCW	12/31	12	1-1	0-0	0-1	1	0	0	1	0	2	2
TOW	1/7		DNP - INJURY									
DREXEL	1/9		DNP - INJURY									
ELON	1/14		DNP - INJURY									
at Hof	1/19		DNP - INJURY									
at NU	1/21		DNP - INJURY									
COFC	1/26		DNP - INJURY									
HOF	1/28		DNP - INJURY									
JMU	2/2		DNP - INJURY									
at Tow.	2/4		DNP - INJURY									
at Del.	2/9		DNP - INJURY									



#4 JEANNE GAUMONT

SENIOR - GUARD/FORWARD

SAINT LAMBERT, QUEBEC - CHAMPLAIN COLLEGE

>> GAUMONT'S CAREER HIGHS

MINUTES			FREE THROWS		
Season	17	at Richmond, 11/29/17	Season	4	vs. USC Upstate, 12/5/17
Career	31	(3x) last time at Drexel, 2/28/16	Career	4	vs. USC Upstate, 12/5/17
POINTS			ASSISTS		
Season	5	vs. Old Dominion, 12/17/17	Season	1	(3x) last time at St. Francis (Pa.), 12/2/17
Career	10	(2x) last time vs. Delaware, 2/14/16	Career	5	at Towson 1/8/16
REBOUNDS			STEALS		
Season	6	vs. USC Upstate, 12/5/17	Season	2	at East Carolina, 11/21/17
Career	6	vs. USC Upstate, 12/5/17	Career	3	(2x) last time at Charleston, 2/21/16
FIELD GOALS			BLOCKS		
Season	2	vs. Old Dominion, 12/17/17	Season	1	(3x) last time at UNCW, 12/31/17
Career	4	(2x) last time at Drexel, 2/28/16	Career	3	vs. Towson, 3/9/16
3-POINT FIELD GOALS			MISCELLANEOUS		
Season	1	vs. Loyola, 11/25/17	Career in Double Figures		2
Career	3	(2x) last time vs. Drexel, 1/10/16	2017-18 in Double Figures		0

>> GAUMONT'S CAREER STATISTICS

Season	GP	GS	Min/Avg	FG-FGA	Pct	3pt-Att	Pct	FT-FTA	Pct	Off	Def	Reb	Avg	PF	FO	A	TO	Blk	S	TP	Avg
2014-15	24	1	190/7.9	14-46	.304	9-34	.265	1-3	.333	5	15	20	0.8	17	0	12	12	3	10	38	1.6
2015-16	24	13	428/17.8	32-96	.333	9-45	.200	10-16	.625	14	38	52	2.2	45	1	30	22	11	19	83	3.5
2016-17	26	0	258/9.9	16-34	.471	6-16	.375	10-16	.625	6	23	29	1.1	35	0	15	14	7	8	48	1.8
2017-18	10	0	104/10.4	4-18	.222	1-8	.125	5-9	.556	4	13	17	1.7	5	0	3	5	3	5	14	1.4
CAREER	84	14	980/11.7	66-194	.340	25-103	.243	26-44	.591	29	89	118	1.4	102	1	60	53	24	42	183	2.2



#5 MISHA JONES

JUNIOR - GUARD/FORWARD

MANASSAS PARK, VA. - BATTLEFIELD

>> JONES' CAREER HIGHS

MINUTES			FREE THROWS		
Season	18	vs. USC Upstate, 12/5/17	Season	3	vs. USC Upstate, 12/5/17
Career	18	vs. USC Upstate, 12/5/17	Career	3	(2x) last time vs. USC Upstate, 12/5/17
POINTS			ASSISTS		
Season	7	vs. USC Upstate, 12/5/17	Season	4	at Howard, 11/11/17
Career	7	(2x) last time vs. USC Upstate, 12/5/17	Career	4	at Howard, 11/11/17
REBOUNDS			STEALS		
Season	5	vs. USC Upstate, 12/5/17	Season	2	at Howard, 11/11/17
Career	5	vs. USC Upstate, 12/5/17	Career	2	at Howard, 11/11/17
FIELD GOALS			BLOCKS		
Season	2	(2x) last time vs. USC Upstate, 12/5/17	Season	1	vs. James Madison, 2/2/18
Career	2	(4x) last time vs. USC Upstate, 12/5/17	Career	1	vs. James Madison, 2/2/18
3-POINT FIELD GOALS			MISCELLANEOUS		
Season	2	vs. Loyola, 11/25/17	Season		
Career	2	(2x) last time vs. Loyola, 11/25/17	Career in Double Figures		0
			2017-18 in Double Figures		0

>> JONES' CAREER STATISTICS

Season	GP	GS	Min/Avg	FG-FGA	Pct	3pt-Att	Pct	FT-FTA	Pct	Off	Def	Reb	Avg	PF	FO	A	TO	Blk	S	TP	Avg
2015-16	27	0	180/6.7	12-36	.333	5-20	.250	7-10	.700	1	16	17	0.6	15	0	8	9	0	4	36	1.3
2016-17																					
2017-18	21	0	149/7.1	10-30	.33	4-16	.250	8-9	.899	5	19	24	1.1	23	0	10	14	1	4	32	1.5
CAREER	48	0	329/6.9	22-66	.333	9-36	.250	15-19	.789	6	35	41	0.9	38	0	18	23	1	8	68	1.4

>> 2017-18 GAME-BY-GAME

Opp	Date	GS	Min	FG-A	3FG-A	FT-A	Reb.	A	TO	BLK	STL	PTS
at How.	11/11	15	1-2	0-1	1-2	1	4	2	0	2	3	
FAIRFIELD	11/14	13	1-2	1-1	0-0	2	2	2	0	0	3	
at SJU	11/17	9	0-1	0-1	2-2	1	1	0	0	0	2	
at ECU	11/21	3	0-1	0-0	0-0	0	0	2	0	0	0	
LOYOLA	11/25	10	2-3	2-3	0-0	2	0	2	0	0	6	
DAV	11/27	10	1-2	1-2	0-0	2	0	1	0	1	3	
at UofR	11/29	5	0-0	0-0	0-0	0	1	0	0	0	0	
at SFU	12/2	8	1-3	0-1	0-0	2	1	1	0	1	2	
UPSTATE	12/5	18	2-5	0-1	3-3	5	0	1	0	0	7	
ODU	12/17	4	0-1	0-1	0-0	0	0	0	0	0	0	
NSU	12/21	2	0-0	0-0	0-0	0	0	0	0	0	0	
at CoFC	12/29	7	0-2	0-2	0-0	1	0	0	0	0	0	
at UNCW	12/31	2	0-0	0-0	0-0	0	0	0	0	0	0	
TOW	1/7	9	0-1	0-0	0-0	3	0	0	0	0	0	
DREXEL	1/9	7	0-1	0-1	2-2	1	0	1	0	0	2	
ELON	1/14	0+	0-0	0-0	0-0	0	0	0	0	0	0	
at Hof	1/19											
at NU	1/21	9	1-1	0-0	0-0	2	0	1	0	0	2	
COFC	1/26	1	0-0	0-0	0-0	0	0	1	0	0	0	
HOF	1/28	3	0-1	0-1	0-0	0	0	0	0	0	0	
JMU	2/2	6	0-2	0-0	0-0	1	0	0	1	0	0	
at Tow.	2/4	8	1-2	0-0	0-0	1	1	0	0	0	2	
at Del.	2/11											



#10 NARI GARNER

FRESHMAN - GUARD

TAMPA, FLA. - FREEDOM

>> GARNER'S CAREER HIGHS

MINUTES			FREE THROWS		
Season	35	(2x) last time at Delaware, 2/9/18	Season	3	vs. Davidson, 11/27/17
Career	35	(2x) last time at Delaware, 2/9/18	Career	3	vs. Davidson, 11/27/17
POINTS			ASSISTS		
Season	20	vs. Davidson, 11/27/17	Season	3	at Charleston, 12/29/17
Career	20	vs. Davidson, 11/27/17	Career	3	at Charleston, 12/29/17
REBOUNDS			STEALS		
Season	7	vs. Hofstra, 1/28/18	Season	2	(2x) last time vs. USC Upstate, 12/5/17
Career	7	vs. Hofstra, 1/28/18	Career	2	(2x) last time vs. USC Upstate, 12/5/17
FIELD GOALS			BLOCKS		
Season	7	vs. Elon, 1/14/18	Season	1	(4x) last time vs. Charleston, 1/26/18
Career	7	vs. Elon, 1/14/18	Career	1	(4x) last time vs. Charleston, 1/26/18
3-POINT FIELD GOALS			MISCELLANEOUS		
Season	5	(3x) last time vs. Elon, 1/14/18	Season		
Career	5	(3x) last time vs. Elon, 1/14/18	Career in Double Figures		8
			2017-18 in Double Figures		8

>> 2017-18 GAME-BY-GAME

Opp	Date	GS	Min	FG-A	3FG-A	FT-A	Reb.	A	TO	BLK	STL	PTS
at How.	11/11	7	0-4	0-3	0-0	1	0	1	0	2	0	
FAIRFIELD	11/14	12	2-7	2-5	2-2	0	0	1	0	1	8	
at SJU	11/17	8	2-4	1-2	1-2	3	0	0	0	0	1	6
at ECU	11/21	5	0-1	0-1	0-0	0	0	0	0	0	0	
LOYOLA	11/25	16	4-9	0-3	0-0	1	0	0	1	1	8	
DAV	11/27	19	6-9	5-8	3-3	1	0	1	0	1	20	
at UofR	11/29	18	6-8	5-7	1-1	1	0	2	0	0	18	
at SFU	12/2	8	2-6	1-4	2-2	0	0	0	0	0	1	7
UPSTATE	12/5	26	5-7	4-5	1-2	4	0	6	1	2	15	
ODU	12/17	9	0-1	0-1	0-0	0	1	0	0	0	0	
NSU	12/21	20	2-12	2-7	0-0	4	0	0	0	0	6	
at CoFC	12/29	23	3-12	0-9	0-0	1	3	2	0	1	6	
at UNCW	12/31	7	1-1	1-1	0-0	0	0	0	0	0	3	
TOW	1/7	18	3-7	3-7	0-0	2	1	1	0	1	9	
DREXEL	1/9	28	0-8	0-6	2-2	1	1	0	0	0	2	
ELON	1/14	23	7-12	5-8	0-0	0	1	1	1	0	19	
at Hof	1/19	15	0-3	0-3	0-0	0	0	0	0	0	0	
at NU	1/21	9	0-6	0-4	0-0	0	0	1	0	0	0	
COFC	1/26	*	26	3-11	3-9	2-2	2	2	0	1	11	
HOF	1/28	*	35	3-8	3-6	1-2	5	2	5	0	1	10
JMU	2/2	*	24	1-10	1-7	0-0	1	0	1	0	0	3
at Tow.	2/4		32	4-11	4-9	0-0	1	0	5	0	0	12
at Del.	2/9	35	5-13	3-10	0-0	2	0	2	0	1	13	

>> GARNER'S CAREER STATISTICS

Season	GP	GS	Min/Avg	FG-FGA	Pct	3pt-Att	Pct	FT-FTA	Pct	Off	Def	Reb	Avg	PF	FO	A	TO	Blk	S	TP	Avg
2016-17	8	0	53/6.6	7-23	.304	3-12	.250	2-2	1.000	3	3	6	0.8	6	0	1	6	0	1	19	2.4
2017-18	23	3	430/18.7	59-170	.347	43-125	.344	15-18	.833	6	26	32	1.4	32	0	12	28	4	14	176	7.7
CAREER	31	3	485/15.6	66-193	.342	48-137	.366	17-20	.850	9	29	38	1.2	38	0	13	34	5	15	195	6.3



#11 NYLA POLLARD

FRESHMAN - GUARD

PRINCESS ANNE - VIRGINIA BEACH, VA.

>> POLLARD'S CAREER HIGHS

MINUTES

Season	35	vs. Norfolk State, 12/21/17
Career	35	vs. Norfolk State, 12/21/17

POINTS

Season	14	vs. USC Upstate, 12/5/17
Career	14	vs. USC Upstate, 12/5/17

REBOUNDS

Season	6	vs. Norfolk State, 12/21/17
Career	6	vs. Norfolk State, 12/21/17

FIELD GOALS

Season	6	vs. USC Upstate, 12/5/17
Career	6	vs. USC Upstate, 12/5/17

3-POINT FIELD GOALS

Season	2	(4x) last time at Hofstra, 1/19/18
Career	2	(4x) last time at Hofstra, 1/19/18

FREE THROWS

Season	4	(2x) last time at Richmond, 11/29/17
Career	4	(2x) last time at Richmond, 11/29/17

ASSISTS

Season	5	(2x) last time vs. Old Dominion, 12/17/17
Career	5	(2x) last time vs. Old Dominion, 12/17/17

STEALS

Season	4	vs. Davidson, 11/27/17
Career	4	vs. Davidson, 11/27/17

BLOCKS

Season	1	(3x) last time at Charleston, 12/29/17
Career	1	(3x) last time at Charleston, 12/29/17

MISCELLANEOUS

Career in Double Figures	3
2017-18 in Double Figures	3

>> 2017-18 GAME-BY-GAME

Opp	Date	GS	Min	FG-A	3FG-A	FT-A	Reb.	A	TO	BLK	STL	PTS
at How.	11/11	*	31	1-3	0-1	4-6	1	1	1	0	0	6
FAIRFIELD	11/14	*	19	1-3	0-1	0-0	1	1	2	0	1	2
at SJU	11/17	*	33	3-6	1-1	2-2	3	2	5	0	0	9
at ECU	11/21	*	26	1-4	0-1	2-2	2	1	2	0	0	4
LOYOLA	11/25	*	20	2-4	1-2	0-0	0	2	1	0	0	5
DAV	11/27	*	29	4-8	2-5	0-0	1	3	1	0	4	10
at UofR	11/29	*	21	0-4	0-1	4-4	3	2	3	0	0	4
at SFU	12/2	*	24	0-3	0-0	0-0	2	5	0	1	0	0
UPSTATE	12/5	*	20	6-10	2-4	0-0	3	4	0	0	2	14
ODU	12/17	*	28	4-9	2-5	2-2	1	5	0	0	1	12
NSU	12/21	*	35	1-8	0-3	0-0	6	1	0	1	1	2
at CoFC	12/29	*	25	1-4	0-1	2-4	5	2	2	1	0	4
at UNCW	12/31	*	27	2-5	0-2	0-0	1	0	3	0	0	4
TOW	1/7	*	17	0-1	0-0	1-2	0	3	1	0	0	1
DREXEL	1/9	*	29	1-2	1-1	0-0	0	2	2	0	0	3
ELON	1/14	*	18	1-4	0-2	0-0	2	1	2	0	1	2
at Hof	1/19	*	27	3-6	2-3	0-0	4	0	4	0	0	8
at NU	1/21	*	27	1-7	1-4	0-0	4	1	2	0	0	3
CoFC	1/26	*	9	0-2	0-1	0-0	1	1	1	0	0	0
HOF	1/28	*	5	0-1	0-1	0-0	0	0	1	0	0	0
JMU	2/2	*	19	1-2	0-1	0-0	1	1	0	0	0	2
at Tow.	2/4	*	11	1-1	0-0	1-1	1	2	0	0	0	3
at Del.	2/9	*	13	0-3	0-2	0-0	1	0	0	0	0	0

>> POLLARD'S CAREER STATISTICS

Season	GP	GS	Min/Avg	FG-FGA	Pct	3pt-Att	Pct	FT-FTA	Pct	Off	Def	Reb	Avg	PF	FO	A	TO	Blk	S	TP	Avg
2017-18	23	20	513/22.3	34-99	.343	12-41	.293	18-23	.783	17	26	43	1.9	57	3	40	33	3	10	98	4.3
CAREER	23	20	513/22.3	34-99	.343	12-41	.293	18-23	.783	17	26	43	1.9	55	3	40	33	3	10	98	4.5



#12 JENNA GREEN

SENIOR - GUARD

CLIFTON, VA. - CENTREVILLE

>> 2017-18 GAME-BY-GAME

Opp	Date	GS	Min	FG-A	3FG-A	FT-A	Reb.	A	TO	BLK	STL	PTS
at How.	11/11	*	31	4-6	1-1	6-8	3	4	1	0	0	15
FAIRFIELD	11/14	*	40	4-13	0-4	3-4	11	8	2	1	2	11
at SJU	11/17	*	35	5-7	0-1	0-0	2	7	3	0	0	10
at ECU	11/21	*	45	4-12	2-2	2-5	3	4	4	0	4	12
LOYOLA	11/25	*	32	4-9	2-4	0-0	3	7	2	1	1	10
DAV	11/27	*	37	4-9	0-0	0-0	3	10	6	0	0	8
at UofR	11/29	*	38	5-10	2-4	0-0	4	7	1	0	2	12
at SFU	12/2	*	36	5-9	0-0	3-3	6	4	3	1	3	13
UPSTATE	12/5	*	31	5-8	2-3	1-2	1	5	2	0	5	13
ODU	12/17	*	36	4-13	0-2	1-2	6	7	1	0	2	9
NSU	12/21	*	45	7-14	1-5	1-2	0	9	4	0	2	16
at CoFC	12/29	*	36	5-6	1-1	0-0	3	8	2	0	4	11
at UNCW	12/31	*	38	8-11	1-2	0-0	8	7	1	0	2	17
TOW	1/7	*	40	2-12	0-2	2-4	3	9	3	1	2	6
DREXEL	1/9	*	45	2-7	0-2	3-3	6	4	5	1	1	7
ELON	1/14	*	40	5-12	1-4	3-4	6	12	3	0	1	14
at Hof	1/19	*	37	4-9	1-2	0-0	4	3	1	0	0	9
at NU	1/21	*	38	2-10	0-5	0-0	6	3	5	2	1	4
CoFC	1/26	*	40	3-6	1-4	3-4	4	11	1	0	0	10
HOF	1/28	*	40	5-12	0-2	4-4	5	4	3	1	1	14
JMU	2/2	*	34	4-14	2-5	2-2	1	2	1	2	1	12
at Tow.	2/4	*	40	7-10	2-2	6-6	2	7	3	1	1	22
at Del.	2/9	*	32	2-8	0-0	0-0	1	5	0	0	0	4

>> GREEN'S CAREER HIGHS

MINUTES

Season	45	(3x) last time vs. Drexel, 1/9/18
Career	45	(3x) last time vs. Drexel, 1/9/18

POINTS

Season	22	at Towson, 2/4/18
Career	22	at Towson, 2/4/18

REBOUNDS

Season	11	vs. Fairfield, 11/14/17
Career	11	vs. Fairfield, 11/14/17

FIELD GOALS

Season	8	at UNCW, 12/31/17
Career	8	at UNCW, 12/31/17

3-POINT FIELD GOALS

Season	2	(6x) last time at Towson, 2/4/18
Career	2	(16x) last time at Towson, 2/4/18

FREE THROWS

Season	6	(2x) last time at Towson, 2/4/18
Career	6	(3x) last time at Towson, 2/4/18

ASSISTS

Season	12	vs. Elon, 1/14/18
Career	12	vs. Elon, 1/14/18

STEALS

Season	5	vs. USC Upstate, 12/5/17
Career	5	(2x) last time vs. USC Upstate, 12/5/17

BLOCKS

Season	2	(2x) last time vs. James Madison, 2/2/18
Career	3	vs. College of Charleston, 2/17/17

MISCELLANEOUS

Career in Double Figures	28
2017-18 in Double Figures	16

>> GREEN'S CAREER STATISTICS

Season	GP	GS	Min/Avg	FG-FGA	Pct	3pt-Att	Pct	FT-FTA	Pct	Off	Def	Reb	Avg	PF	FO	A	TO	Blk	S	TP	Avg
2014-15	31	30	690/22.3	46-124	.371	16-44	.364	22-34	.647	7	31	38	1.2	65	0	100	78	4	31	130	4.2
2015-16	30	24	818/27.3	66-177	.373	18-60	.300	18-31	.581	22	66	88	2.9	60	0	118	67	5	39	168	5.6
2016-17	31	31	944/30.5	78-197	.396	15-61	.246	13-33	.394	26	46	72	2.3	49	0	136	67	14	43	184	5.9
2017-18	23	23	871/37.9	100-227	.441	19-57	.333	40-53	.755	18	73	91	4.0	47	1	147	57	11	35	259	11.3
CAREER	115	108	3323/28.9	290-725	.400	68-222	.306	93-151	.615	73	216	289	2.5	221	1	501	269	34	148	741	6.4



#20 CHANDLER SMITH

JUNIOR - CENTER

PORT TOBACCO, MD. - ST. MARY'S RYKEN

>> SMITH'S CAREER HIGHS

MINUTES		FREE THROWS	
Season	11 (3x) last time vs. James Madison, 2/2/18	Season	- vs. Hofstra, 2/7/17
Career	18 at Delaware, 1/26/16	Career	4
POINTS		ASSISTS	
Season	4 at St. Francis (Pa.), 12/2/17	Season	1 (2x) last time at Towson, 2/4/18
Career	4 (4x) last time at St. Francis (Pa.), 12/2/17	Career	1 (2x) last time at Towson, 2/4/18
REBOUNDS		STEALS	
Season	2 (4x) last time at Richmond, 11/29/17	Season	1 vs. Fairfield, 11/14/17
Career	5 vs. Hofstra, 2/7/17	Career	2 (2x) last time vs. Mount St. Mary's, 12/18/16
FIELD GOALS		BLOCKS	
Season	2 at St. Francis (Pa.), 12/2/17	Season	2 (3x) last time vs. Norfolk State, 12/21/17
Career	2 (3x) last time at St. Francis (Pa.), 12/2/17	Career	3 vs. Mount St. Mary's, 12/18/16
3-POINT FIELD GOALS		MISCELLANEOUS	
Season	-	Career in Double Figures	0
Career	-	2017-18 in Double Figures	0

>> SMITH'S CAREER STATISTICS

Season	GP	GS	Min/Avg	FG-FGA	Pct	3pt-Att	Pct	FT-FTA	Pct	Off	Def	Reb	Avg	PF	FO	A	TO	Blk	S	TP	Avg
2015-16	19	0	97/5.1	3-12	.250	0-0	.000	0-6	.000	2	10	12	0.6	13	0	0	5	4	3	6	0.3
2016-17	13	0	77/5.9	6-21	.286	0-0	.000	7-8	.875	2	22	24	1.8	16	1	1	7	11	3	19	1.5
2017-18	18	0	83/4.6	5-16	.313	0-0	.000	0-0	.000	4	8	12	0.7	15	0	3	8	9	1	10	0.6
CAREER	50	0	257/5.1	14-49	.286	0-0	.000	7-14	.5000	8	40	48	1.0	44	1	4	20	24	7	35	0.7

>> 2017-18 GAME-BY-GAME

Opp	Date	GS	Min	FG-A	3FG-A	FT-A	Reb.	A	TO	BLK	STL	PTS
at How.	11/11	11	0-1	0-0	0-0	2	0	1	1	0	0	
FAIRFIELD	11/14	5	1-2	0-0	0-0	0	0	2	2	1	2	
at SJU	11/17	1	0-0	0-0	0-0	0	0	0	0	0	0	
at ECU	11/21	1	0-0	0-0	0-0	0	1	1	0	0	0	
LOYOLA	11/25	6	1-2	0-0	0-0	2	0	0	0	0	2	
DAV	11/27	5	0-0	0-0	0-0	0	0	0	0	0	0	
at UofR	11/29	3	0-0	0-0	0-0	2	0	1	0	0	0	
at SFU	12/2	5	2-3	0-0	0-0	1	0	1	0	0	4	
UPSTATE	12/5	11	0-1	0-0	0-0	1	0	0	1	0	0	
ODU	12/17	5	0-0	0-0	0-0	0	0	0	2	0	0	
NSU	12/21	5	0-0	0-0	0-0	0	0	0	2	0	0	
at CoFC	12/29	1	1-1	0-0	0-0	0	0	0	0	0	2	
at UNCW	12/31	2	0-0	0-0	0-0	0	0	0	0	0	0	
TOW	1/7		DNP	COACH'S DECISION								
DREXEL	1/9		DNP	COACH'S DECISION								
ELON	1/14	7	0-1	0-0	0-0	1	0	2	1	0	0	
at Hof	1/19		DNP	COACH'S DECISION								
at NU	1/21		DNP	COACH'S DECISION								
COFC	1/26		DNP	COACH'S DECISION								
HOF	1/28	1	0-1	0-0	0-0	0	0	0	0	0	0	
JMU	2/2	11	0-1	0-0	0-0	0	0	0	1	0	0	
at Tow.	2/4	2	0-0	0-0	0-0	1	1	0	0	0	0	
at Del.	2/9	2	0-0	0-0	0-0	0	0	0	0	0	0	

>> 2017-18 GAME-BY-GAME

Opp	Date	GS	Min	FG-A	3FG-A	FT-A	Reb.	A	TO	BLK	STL	PTS
at How.	11/11	3	0-0	0-0	1-2	1	0	0	0	0	1	
FAIRFIELD	11/13		DNP	COACH'S DECISION								
at SJU	11/17		DNP	COACH'S DECISION								
at ECU	11/21		DNP	COACH'S DECISION								
LOYOLA	11/25	6	0-1	0-0	1-2	2	0	0	1	0	1	
DAV	11/27	2	0-0	0-0	0-0	1	0	0	0	0	0	
at UofR	11/29	1	0-0	0-0	0-0	0	0	0	0	0	0	
at SFU	12/2		DNP	COACH'S DECISION								
UPSTATE	12/5	6	0-1	0-1	0-2	2	0	2	0	0	0	
ODU	12/17		DNP	COACH'S DECISION								
NSU	12/21		DNP	COACH'S DECISION								
at CoFC	12/29	2	0-1	0-1	0-0	0	0	0	0	0	0	
at UNCW	12/31		DNP	COACH'S DECISION								
TOW	1/7		DNP	COACH'S DECISION								
DREXEL	1/9		DNP	COACH'S DECISION								
ELON	1/14	1	0-0	0-0	0-0	0	0	0	0	0	0	
at Hof	1/19	4	0-0	0-0	0-0	0	2	1	1	1	0	
at NU	1/21	2	1-1	0-0	0-0	1	0	0	0	0	2	
COFC	1/26		DNP	COACH'S DECISION								
HOF	1/28		DNP	COACH'S DECISION								
JMU	2/2	7	1-1	0-0	2-2	5	0	2	0	0	4	
at Tow.	2/4	1	0-0	0-0	0-0	0	0	1	0	0	0	
at Del	2/9	4	0-0	0-0	0-0	1	0	0	0	0	0	

>> EICHNER'S CAREER HIGHS

MINUTES		FREE THROWS	
Season	7 vs. James Madison, 2/2/18	Season	2 vs. James Madison, 2/2/18
Career	7 vs. James Madison, 2/2/18	Career	2 vs. James Madison, 2/2/18
POINTS		ASSISTS	
Season	4 vs. James Madison, 2/2/18	Season	2 at Hofstra, 1/19/18
Career	4 vs. James Madison, 2/2/18	Career	2 at Hofstra, 1/19/18
REBOUNDS		STEALS	
Season	5 vs. James Madison, 2/2/18	Season	1 at Hofstra, 1/19/18
Career	5 vs. James Madison, 2/2/18	Career	1 at Hofstra, 1/19/18
FIELD GOALS		BLOCKS	
Season	1 (2x) last time vs. James Madison, 2/2/18	Season	1 at Hofstra, 1/19/18
Career	1 (2x) last time vs. James Madison, 2/2/18	Career	1 at Hofstra, 1/19/18
3-POINT FIELD GOALS		MISCELLANEOUS	
Season	-	Career in Double Figures	0
Career	-	2017-18 in Double Figures	0

>> EICHNER'S CAREER STATISTICS

Season	GP	GS	Min/Avg	FG-FGA	Pct	3pt-Att	Pct	FT-FTA	Pct	Off	Def	Reb	Avg	PF	FO	A	TO	Blk	S	TP	Avg
2017-18	12	0	39/3.3	2-5	.400	0-2	.000	4-8	.500	6	7	13	1.1	12	0	2	6	2	1	8	0.7
CAREER	12	0	39/3.3	2-5	.400	0-2	.000	4-8	.500	6	7	13	1.1	12	0	2	6	2	1	8	0.7



#24 ABBY RENDLE

SENIOR - CENTER

RESTON, VA. - SOUTH LAKES

>> RENDLE'S CAREER HIGHS

MINUTES

Season	43	vs. Drexel, 1/9/18
Career	43	vs. Drexel, 1/9/18

POINTS

Season	26	at Charleston, 12/29/17
Career	26	at Charleston, 12/29/17

REBOUNDS

Season	17	at East Carolina, 11/21/17
Career	17	at East Carolina, 11/21/17

FIELD GOALS

Season	12	at Charleston, 12/29/17
Career	12	at Charleston, 12/29/17

3-POINT FIELD GOALS

Season	-	-
Career	-	-

FREE THROWS

Season	8	at St. John's, 11/17/17
Career	8	at St. John's, 11/17/17

ASSISTS

Season	5	vs. Norfolk State, 12/21/17
Career	5	vs. Norfolk State, 12/21/17

STEALS

Season	3	(2x) last time at UNCW, 12/31/17
Career	4	(3x) last time vs. Elon, 1/22/17

BLOCKS

Season	11	vs. Charleston, 1/26/18
Career	11	vs. Charleston, 1/26/18

MISCELLANEOUS

Career in Double Figures	51
2017-18 in Double Figures	15

>> 2017-18 GAME-BY-GAME

Opp	Date	GS	Min	FG-A	3FG-A	FT-A	Reb.	A	TO	BLK	STL	PTS
at How.	11/11	*	9	0-2	0-0	0-0	0	0	0	1	0	0
FAIRFIELD	11/14	*	35	5-13	0-0	0-0	13	1	2	7	1	10
at SIU	11/17	*	30	7-13	0-0	8-9	5	1	2	5	1	22
at ECU	11/21	*	40	9-16	0-0	7-15	17	2	5	10	2	25
LOYOLA	11/25	*	25	4-7	0-0	2-2	9	3	2	7	0	10
DAV	11/27	*	34	8-14	0-0	2-2	11	1	2	4	2	18
at UofR	11/29	*	32	6-12	0-0	2-2	7	1	0	7	2	14
at SFU	12/2	*	35	5-10	0-0	1-2	10	2	2	3	3	11
UPSTATE	12/5	*	5	1-2	0-0	0-0	2	0	0	0	0	2
ODU	12/17	*	30	9-10	0-0	1-2	7	1	0	9	1	19
NSU	12/21	*	40	5-15	0-0	5-5	9	5	4	2	2	15
at CoFC	12/29	*	30	12-14	0-0	2-2	7	0	3	1	0	26
at UNCW	12/31	*	32	8-12	0-0	0-1	7	3	2	5	3	16
TOW	1/7	*	37	8-13	0-0	0-0	8	0	5	9	1	16
DREXEL	1/9	*	43	6-7	0-0	2-4	4	0	6	5	1	14
ELON	1/14	*	20	4-8	0-0	2-3	4	1	2	6	0	10
at Hof	1/19	*	30	2-8	0-0	1-2	7	2	2	3	2	9
at NU	1/21	*	32	1-4	0-0	3-8	15	5	4	4	4	5
COFC	1/26	*	32	5-6	0-0	2-4	9	2	5	11	0	12
HOF	1/28	*	24	0-2	0-0	0-0	4	0	1	2	1	0
JMU	2/2	*	17	0-2	0-0	0-0	3	0	2	4	0	0
at Tow.	2/4	*	20	1-6	0-0	0-0	5	0	4	2	2	2
at Del.	2/9	*	34	8-13	0-0	2-3	8	0	2	6	1	18

>> RENDLE'S CAREER STATISTICS

Season	GP	GS	Min/Avg	FG-FGA	Pct	3pt-Att	Pct	FT-FTA	Pct	Off	Def	Reb	Avg	PF	FO	A	TO	Blk	S	TP	Avg
2014-15	30	22	640/21.3	103-218	.472	0-1	.000	24-49	.490	38	108	146	4.9	50	0	17	39	68	21	230	7.7
2015-16	17	15	464/27.3	100-203	.493	0-0	.000	24-34	.706	33	91	124	7.3	32	1	25	18	53	29	224	13.2
2016-17	31	18	713/23.0	124-249	.498	0-0	.000	39-63	.619	43	114	157	5.1	53	0	32	40	101	26	287	9.3
2017-18	23	23	666/29.0	114-210	.543	0-0	.000	42-66	.636	37	134	171	7.4	48	1	29	57	113	25	270	11.7
CAREER	101	78	2483/24.6	441-880	.501	0-1	.000	129-212	.608	151	447	598	5.9	183	2	103	154	335	101	1011	10.0



#25 GABBY ROGERS

FRESHMAN - CENTER

DALLAS, TEXAS - BISHOP LYNCH

>> 2017-18 GAME-BY-GAME

Opp	Date	GS	Min	FG-A	3FG-A	FT-A	Reb.	A	TO	BLK	STL	PTS
at How.	11/11		19	4-6	0-0	1-2	4	1	0	0	0	9
FAIRFIELD	11/14		2	0-0	0-0	0-0	0	0	0	0	0	0
at SIU	11/17		9	2-3	0-0	0-0	2	0	0	0	0	4
at ECU	11/21		4	0-0	0-0	0-0	2	0	0	0	0	0
LOYOLA	11/25		9	0-0	0-0	0-0	3	0	1	0	1	0
DAV	11/27		1	0-0	0-0	0-0	0	0	0	0	0	0
at UofR	11/29		5	0-2	0-0	0-0	1	1	0	0	0	0
at SFU	12/2			DNP - COACH'S DECISION								
UPSTATE	12/5		13	2-4	0-0	1-4	2	1	3	0	2	5
ODU	12/17		5	1-1	0-0	0-0	0	0	0	0	0	2
NSU	12/21		1	0-0	0-0	0-0	0	0	0	0	0	0
at CoFC	12/29		9	0-2	0-0	0-0	1	0	0	0	1	0
at UNCW	12/31		6	1-2	0-0	0-0	1	0	0	0	0	2
TOW	1/7		3	2-2	0-0	0-0	0	0	0	0	0	4
DREXEL	1/9		2	0-0	0-0	0-0	0	0	0	0	0	0
ELON	1/14		13	1-1	0-0	0-0	2	0	1	0	3	2
at Hof	1/19		10	1-2	0-0	0-0	4	0	0	0	0	2
at NU	1/21		8	2-2	0-0	0-0	1	0	0	0	0	4
COFC	1/26		8	2-4	0-0	1-1	1	0	1	2	1	5
HOF	1/28		16	1-3	0-0	2-2	4	1	2	0	1	4
JMU	2/2		14	1-1	0-0	0-0	3	0	1	0	0	2
at Tow.	2/4		19	1-1	0-0	2-2	3	0	1	2	0	4
at Del.	2/9		6	1-1	0-0	0-0	2	0	0	0	0	2

MINUTES

Season	19	at Howard, 11/11/17
Career	19	at Howard, 11/11/17

POINTS

Season	9	at Howard, 11/11/17
Career	9	at Howard, 11/11/17

REBOUNDS

Season	4	(3x) last time vs. Hofstra, 1/28/18
Career	4	(3x) last time vs. Hofstra, 1/28/18

FIELD GOALS

Season	4	at Howard, 11/11/17
Career	4	at Howard, 11/11/17

3-POINT FIELD GOALS

Season	-	-
Career	-	-

FREE THROWS

Season	2	(2x) last time at Towson, 2/4/18
Career	2	(2x) last time at Towson, 2/4/18

ASSISTS

Season	1	(4x) last time vs. Hofstra, 1/28/18
Career	1	(4x) last time vs. Hofstra, 1/28/18

STEALS

Season	3	vs. Elon, 1/14/18
Career	3	vs. Elon, 1/14/18

BLOCKS

Season	2	(2x) last time at Towson, 2/4/18
Career	2	(2x) last time at Towson, 2/4/18

MISCELLANEOUS

Career in Double Figures	0
2017-18 in Double Figures	0

Season	GP	GS	Min/Avg	FG-FGA	Pct	3pt-Att	Pct	FT-FTA	Pct	Off	Def	Reb	Avg	PF	FO	A	TO	Blk	S	TP	Avg
2017-18	22	0	181/8.2	22-38	.579	0-0	.000	7-11	.636	10	26	36	1.6	43	1	4	10	4	9	51	2.3
CAREER	22	0	181/8.2	22-38	.579	0-0	.000	7-11	.636	10	26	36	1.6	43	1	4	10	4	9	51	2.3



#30 VICTORIA REYNOLDS

SOPHOMORE - FORWARD

PASADENA, MD./ARCHBISCHOP SPALDING

MINUTES

Season	40	vs. Elon, 1/14/18
Career	40	vs. Elon, 1/14/18

POINTS

Season	22	at St. Francis (Pa.), 12/2/17
Career	22	at St. Francis (Pa.), 12/2/17

REBOUNDS

Season	18	vs. Charleston, 1/26/18
Career	18	vs. Charleston, 1/26/18

FIELD GOALS

Season	8	(2x) last time at St. Francis (Pa.), 12/2/17
Career	8	(2x) last time at St. Francis (Pa.), 12/2/17

3-POINT FIELD GOALS

Season	2	at Richmond, 11/29/17
Career	2	(2x) last time at Richmond, 11/29/17

FREE THROWS

Season	9	vs. Old Dominion, 12/17/17
Career	9	vs. Old Dominion, 12/17/17

ASSISTS

Season	8	at East Carolina, 11/21/17
Career	8	at East Carolina, 11/21/17

STEALS

Season	7	vs. Hofstra, 1/28/18
Career	7	vs. Hofstra, 1/28/18

BLOCKS

Season	3	vs. Drexel, 1/9/18
Career	3	vs. Drexel, 1/9/18

MISCELLANEOUS

Career in Double Figures	16
2017-18 in Double Figures	12

>> 2017-18 GAME-BY-GAME

Opp	Date	GS	Min	FG-A	3FG-A	FT-A	Reb.	A	TO	BLK	STL	PTS
at How.	11/11	*	25	6-12	1-2	6-8	6	3	4	0	2	19
FAIRFIELD	11/14	*	37	4-6	0-0	1-2	7	1	3	2	5	9
at SJU	11/17	*	35	4-11	0-1	0-0	10	1	4	1	5	8
at ECU	11/21	*	39	4-8	0-0	5-6	7	8	3	1	3	13
LOYOLA	11/25	*	30	6-8	1-2	0-0	7	2	0	1	2	13
DAV	11/27	*	17	0-1	0-0	0-0	3	1	0	0	1	0
at UofR	11/29	*	35	8-12	2-2	0-0	9	2	2	0	0	18
at SFU	12/2	*	36	8-12	1-2	5-6	7	3	1	0	3	22
UPSTATE	12/5	*	27	4-9	0-0	0-0	4	4	1	1	5	8
ODU	12/17	*	33	3-8	0-1	9-10	5	2	2	0	2	15
NSU	12/21	*	39	6-7	0-0	1-2	8	0	4	1	3	13
at CoFC	12/29	*	34	1-8	0-5	0-0	4	1	0	1	3	2
at UNCW	12/31	*	37	2-6	0-1	1-2	8	5	4	0	2	5
TOW	1/7	*	35	6-10	0-0	2-2	8	2	2	1	0	14
DREXEL	1/9	*	39	4-10	0-0	1-2	10	3	4	3	1	9
ELON	1/14	*	40	6-10	0-0	2-3	7	3	1	1	3	14
at Hof	1/19	*	36	7-12	1-1	0-1	7	1	3	0	1	15
at NU	1/21	*	23	5-8	1-1	0-1	3	0	3	0	2	11
COFC	1/26	*	39	7-20	0-1	1-4	18	2	1	1	4	15
HOF	1/28	*	36	4-10	0-0	3-4	8	0	4	2	7	11
JMU	2/2	*	28	2-10	0-1	0-0	11	1	4	0	1	4
at Tow.	2/4	*	31	4-9	1-4	0-0	5	3	3	2	3	9
at Del.	2/9	*	38	3-9	0-0	3-3	9	1	2	0	2	9

Season	GP	GS	Min/Avg	FG-FGA	Pct	3pt-Att	Pct	FT-FTA	Pct	Off	Def	Reb	Avg	PF	FO	A	TO	Blk	S	TP	Avg
2016-17	28	0	466/16.6	51-104	.490	5-12	.417	36-46	.783	44	45	89	3.2	42	0	21	30	5	33	143	5.1
2017-18	23	23	769/33.4	104-216	.481	8-24	.333	40-56	.714	49	122	171	7.4	59	1	49	55	18	60	256	11.1
CAREER	51	23	1235/24.2	155-320	.484	13-36	.361	76-102	.745	93	167	260	5.1	101	1	70	85	23	93	399	7.8



2017-18 Tribe Women's Basketball

2017-18 Tribe Women's Basketball
William & Mary Season Schedule/Results & Leaders (as of Feb 09, 2018)
All games

RECORD:	OVERALL	HOME	AWAY	NEUTRAL
ALL GAMES	15-8	8-4	7-4	0-0
CONFERENCE	6-6	3-3	3-3	0-0
NON-CONFERENCE	9-2	5-1	4-1	0-0

Date	Opponent		Score		Att. High Points	High Rebounds
11/11/17	at Howard University	W	83-71		450 (26)Boggs, Bianca	(11)Boggs, Bianca
11/14/17	FAIRFIELD	W	57-47		453 (12)Boggs, Bianca	(13)Rendle, Abby
11/17/17	at St. John's		81-92	L	323 (22)Rendle, Abby	(10)Reynolds, Victoria
11/21/17	at ECU	Wot	71-65		841 (25)Rendle, Abby	(17)Rendle, Abby
11/25/17	LOYOLA (MD.)	W	70-49		423 (13)Reynolds, Victoria	(9)Rendle, Abby
11/27/17	DAVIDSON	W	73-55		503 (20)Garner, Nari	(11)Rendle, Abby
11/29/17	at Richmond	W	78-64		353 (18)Reynolds, Victoria	(9)Reynolds, Victoria
					(18)Garner, Nari	
12/2/17	at SFU-W	W	92-86		1021 (33)Boggs, Bianca	(10)Rendle, Abby
12/5/17	USC UPSTATE	W	83-63		549 (15)Garner, Nari	(6)Gaumont, Jeanne
12/17/17	OLD DOMINION	W	75-58		2880 (19)Rendle, Abby	(9)Boggs, Bianca
12/21/17	NORFOLK STATE		74-80	Lot	531 (22)Boggs, Bianca	(9)Rendle, Abby
12/29/17	*at Col. of Charleston	W	68-54		436 (26)Rendle, Abby	(7)Rendle, Abby
12/31/17	*at UNCW	W	66-53		718 (17)Boggs, Bianca	(8)Green, Jenna
					(17)Green, Jenna	(8)Reynolds, Victoria
1/7/18	*TOWSON		66-67	L	589 (16)Boggs, Bianca	(8)Reynolds, Victoria
					(16)Rendle, Abby	(8)Rendle, Abby
1/9/18	*DREXEL		58-65	Lot	561 (17)Boggs, Bianca	(10)Reynolds, Victoria
1/14/18	*ELON	W	81-75		543 (20)Boggs, Bianca	(7)Reynolds, Victoria
01/19/18	*at Hofstra		54-65	L	2262 (15)Reynolds, Victoria	(7)Rendle, Abby
					(15)Boggs, Bianca	(7)Reynolds, Victoria
01/21/18	*at Northeastern		46-64	L	347 (15)Boggs, Bianca	(15)Rendle, Abby
1/26/18	*COL. OF CHARLESTON	W	79-66		636 (26)Boggs, Bianca	(18)Reynolds, Victoria
1/28/18	*HOFSTRA	W	63-53		692 (24)Boggs, Bianca	(8)Reynolds, Victoria
						(8)Boggs, Bianca
2/2/18	*JAMES MADISON		41-86	L	856 (14)Boggs, Bianca	(11)Reynolds, Victoria
02/04/18	*at Towson	W	75-63		253 (22)Green, Jenna	(8)Boggs, Bianca
02/09/18	*at Delaware		59-68	L	1359 (18)Rendle, Abby	(9)Reynolds, Victoria

* - CAA game

Attendance Summary	Games	Attend	Avg/Game
Home	12	9216	768
Away	11	8363	760
Neutral	0	0	0
Total	23	17579	764

2017-18 Tribe Women's Basketball
William & Mary Combined Team Statistics (as of Feb 09, 2018)
All games

RECORD:	OVERALL	HOME	AWAY	NEUTRAL
ALL GAMES	15-8	8-4	7-4	0-0
CONFERENCE	6-6	3-3	3-3	0-0
NON-CONFERENCE	9-2	5-1	4-1	0-0

#	Player	gp-gs	min	avg	Total		3-Point		F-Throw		Rebounds				pf	dq	a	to	blk	stl	pts	avg
					fg-fga	fg%	3fg-fga	3fg%	ft-fa	ft%	off	def	tot	avg								
02	Boggs, Bianca	23-23	704	30.6	134-298	.450	31-92	.337	90-121	.744	39	71	110	4.8	62	1	70	89	21	54	389	16.9
24	Rendle, Abby	23-23	666	29.0	114-210	.543	0-0	.000	42-66	.636	37	134	171	7.4	48	1	29	57	113	25	270	11.7
12	Green, Jenna	23-23	871	37.9	100-227	.441	19-57	.333	40-53	.755	18	73	91	4.0	47	1	147	57	11	35	259	11.3
30	Reynolds, Victoria	23-23	769	33.4	104-216	.481	8-24	.333	40-56	.714	49	122	171	7.4	59	1	49	55	18	60	256	11.1
10	Garner, Nari	23-3	430	18.7	59-170	.347	43-125	.344	15-18	.833	6	26	32	1.4	32	0	12	28	4	14	176	7.7
11	Pollard, Nyla	23-20	513	22.3	34-99	.343	12-41	.293	18-23	.783	17	26	43	1.9	57	3	40	33	3	10	98	4.3
25	Rogers, Gabby	22-0	181	8.2	22-38	.579	0-0	.000	7-11	.636	10	26	36	1.6	43	1	4	10	4	9	51	2.3
05	Jones, Misha	21-0	149	7.1	10-30	.333	4-16	.250	8-9	.889	5	19	24	1.1	23	0	10	14	1	4	32	1.5
33	Gaumont, Jeanne	10-0	104	10.4	4-18	.222	1-8	.125	5-9	.556	4	13	17	1.7	5	0	3	5	3	5	14	1.4
00	Underwood, Libby	21-0	140	6.7	5-29	.172	3-15	.200	14-22	.636	2	11	13	0.6	10	0	6	19	0	2	27	1.3
21	Eichner, Bailey	12-0	39	3.3	2-5	.400	0-2	.000	4-8	.500	6	7	13	1.1	12	0	2	6	2	1	8	0.7
20	Smith, Chandler	18-0	83	4.6	5-16	.313	0-0	.000	0-0	.000	4	8	12	0.7	15	0	3	8	9	1	10	0.6
03	Taylor, Ashley	10-0	27	2.7	1-8	.125	1-3	.333	0-0	.000	0	6	6	0.6	1	0	2	4	0	1	3	0.3
Team											40	56	96				8					
Total.....		0	4676		594-1364	.435	122-383	.319	283-396	.715	237	598	835	0.0	414	8	377	393	189	221	1593	0.0
Opponents.....		0	4675		553-1437	.385	127-383	.332	276-423	.652	360	582	942	0.0	391	5	328	430	104	222	1509	0.0

TEAM STATISTICS			WM	OPP	Date	Opponent	Score	Att.
SCORING			1593	1509	11/11/17	at Howard University	W 83-71	450
Points per game			69.3	65.6	11/14/17	FAIRFIELD	W 57-47	453
Scoring margin			+3.7	-	11/17/17	at St. John's	L 81-92	323
FIELD GOALS-ATT			594-1364	553-1437	11/21/17	at ECU	Wot 71-65	841
Field goal pct			.435	.385	11/25/17	LOYOLA (MD.)	W 70-49	423
3 POINT FG-ATT			122-383	127-383	11/27/17	DAVIDSON	W 73-55	503
3-point FG pct			.319	.332	11/29/17	at Richmond	W 78-64	353
3-pt FG made per game			5.3	5.5	12/2/17	at SFU-W	W 92-86	1021
FREE THROWS-ATT			283-396	276-423	12/5/17	USC UPSTATE	W 83-63	549
Free throw pct			.715	.652	12/17/17	OLD DOMINION	W 75-58	2880
F-Throws made per game			12.3	12.0	12/21/17	NORFOLK STATE	Lot 74-80	531
REBOUNDS			835	942	* 12/29/17	at Col. of Charleston	W 68-54	436
Rebounds per game			36.3	41.0	* 12/31/17	at UNCW	W 66-53	718
Rebounding margin			-4.7	-	* 1/7/18	TOWSON	L 66-67	589
ASSISTS			377	328	* 1/9/18	DREXEL	Lot 58-65	561
Assists per game			16.4	14.3	* 1/14/18	ELON	W 81-75	543
TURNOVERS			393	430	* 01/19/18	at Hofstra	L 54-65	2262
Turnovers per game			17.1	18.7	* 01/21/18	at Northeastern	L 46-64	347
Turnover margin			+1.6	-	* 1/26/18	COL. OF CHARLESTON	W 79-66	636
Assist/turnover ratio			1.0	0.8	* 1/28/18	HOFSTRA	W 63-53	692
STEALS			221	222	* 2/2/18	JAMES MADISON	L 41-86	856
Steals per game			9.6	9.7	* 02/04/18	at Towson	W 75-63	253
BLOCKS			189	104	* 02/09/18	at Delaware	L 59-68	1359
Blocks per game			8.2	4.5				
ATTENDANCE			9216	8363	* - CAA game			
Home games-Avg/Game			12-768	11-760				
Neutral site-Avg/Game			-	0-0				

Score by Periods	1st	2nd	3rd	4th	OT	Totals
William & Mary	395	383	401	388	26	1593
Opponents	353	361	375	387	33	1509

2017-18 Tribe Women's Basketball
William & Mary Combined Team Statistics (as of Feb 09, 2018)
CAA games only

RECORD:	OVERALL	HOME	AWAY	NEUTRAL
ALL GAMES	6-6	3-3	3-3	0-0
CONFERENCE	6-6	3-3	3-3	0-0
NON-CONFERENCE	0-0	0-0	0-0	0-0

#	Player	gp-gs	min	avg	Total		3-Point		F-Throw		Rebounds				pf	dq	a	to	blk	stl	pts	avg
					fg-fga	fg%	3fg-fga	3fg%	ft-fa	ft%	off	def	tot	avg								
02	Boggs, Bianca	12-12	397	33.1	75-178	.421	17-57	.298	46-62	.742	24	32	56	4.7	28	0	39	47	9	30	213	17.8
12	Green, Jenna	12-12	460	38.3	49-117	.419	9-31	.290	23-27	.852	9	40	49	4.1	25	1	75	28	8	14	130	10.8
24	Rendle, Abby	12-12	351	29.3	55-96	.573	0-0	.000	14-27	.519	21	60	81	6.8	27	1	12	38	58	11	124	10.3
30	Reynolds, Victoria	12-12	416	34.7	51-122	.418	3-14	.214	13-22	.591	28	70	98	8.2	40	1	22	31	11	29	118	9.8
10	Gamer, Nari	12-3	280	23.3	30-102	.294	23-79	.291	5-6	.833	4	13	17	1.4	15	0	11	17	2	5	88	7.3
25	Rogers, Gabby	12-0	113	9.4	13-21	.619	0-0	.000	5-5	1.000	7	15	22	1.8	31	1	1	6	4	6	31	2.6
11	Pollard, Nyla	12-9	227	18.9	11-37	.297	4-17	.235	4-7	.571	10	10	20	1.7	27	2	13	18	1	1	30	2.5
04	Gaumont, Jeanne	2-0	17	8.5	1-1	1.000	0-0	.000	0-1	.000	0	1	1	0.5	1	0	0	0	1	0	2	1.0
21	Eichner, Bailey	7-0	21	3.0	2-3	.667	0-1	.000	2-2	1.000	3	4	7	1.0	7	0	2	4	1	1	6	0.9
05	Jones, Misha	10-0	52	5.2	2-10	.200	0-4	.000	2-2	1.000	2	7	9	0.9	8	0	1	3	1	0	6	0.6
00	Underwood, Libby	11-0	59	5.4	1-13	.077	0-6	.000	4-6	.667	1	7	8	0.7	4	0	1	8	0	1	6	0.5
20	Smith, Chandler	7-0	26	3.7	1-4	.250	0-0	.000	0-0	.000	0	2	2	0.3	6	0	1	2	2	0	2	0.3
03	Taylor, Ashley	4-0	7	1.8	0-5	.000	0-2	.000	0-0	.000	0	2	2	0.5	0	0	1	1	0	0	0	0.0
Team											24	32	56					5				
Total.....		12	2426		291-709	.410	56-211	.265	118-167	.707	133	295	428	35.7	219	6	179	208	98	98	756	63.0
Opponents.....		12	2425		284-742	.383	58-178	.326	153-230	.665	201	308	509	42.4	183	0	166	206	71	121	779	64.9

TEAM STATISTICS	WM	OPP	Date	Opponent	Score	Att.
SCORING	756	779	* 12/29/17	at Col. of Charleston	W 68-54	436
Points per game	63.0	64.9	* 12/31/17	at UNCW	W 66-53	718
Scoring margin	-1.9	-	* 1/7/18	TOWSON	L 66-67	589
FIELD GOALS-ATT	291-709	284-742	* 1/9/18	DREXEL	Lot 58-65	561
Field goal pct	.410	.383	* 1/14/18	ELON	W 81-75	543
3 POINT FG-ATT	56-211	58-178	* 01/19/18	at Hofstra	L 54-65	2262
3-point FG pct	.265	.326	* 01/21/18	at Northeastern	L 46-64	347
3-pt FG made per game	4.7	4.8	* 1/26/18	COL. OF CHARLESTON	W 79-66	636
FREE THROWS-ATT	118-167	153-230	* 1/28/18	HOFSTRA	W 63-53	692
Free throw pct	.707	.665	* 2/2/18	JAMES MADISON	L 41-86	856
F-Throws made per game	9.8	12.8	* 02/04/18	at Towson	W 75-63	253
REBOUNDS	428	509	* 02/09/18	at Delaware	L 59-68	1359
Rebounds per game	35.7	42.4	* - CAA game			
Rebounding margin	-6.7	-				
ASSISTS	179	166				
Assists per game	14.9	13.8				
TURNOVERS	208	206				
Turnovers per game	17.3	17.2				
Turnover margin	-0.2	-				
Assist/turnover ratio	0.9	0.8				
STEALS	98	121				
Steals per game	8.2	10.1				
BLOCKS	98	71				
Blocks per game	8.2	5.9				
ATTENDANCE	3877	5375				
Home games-Avg/Game	6-646	6-896				
Neutral site-Avg/Game	-	0-0				

Score by Periods	1st	2nd	3rd	4th	OT	Totals
William & Mary	172	199	205	172	8	756
Opponents	174	204	181	205	15	779

WILLIAM & MARY RADIO AND TV CHART

NOTES: W&M looks get back in the win column as it welcomes Northeastern to Kaplan to begin a two-game homestand ...The Tribe is hoping to avenge a loss to Northeastern in Boston earlier this season ... Junior Bianca Boggs leads the four Tribe players in double-figure scoring average with 16.9 points per game, including being in double-figures for the last 14 games ... Seniors Jenna Green (11.3) and Abby Rendle (11.7) as well as sophomore Victoria Reynolds (11.1) are in double-figures.

RECORD	2017-18	LAST YR	STATS	W&M	OPP	NU	OPP	W&M'S LAST THREE GAMES	
OVERALL	15-7	20-11	FG%	.436	.385	.384	.406	Feb. 2	JAMES MADISON* L, 41-86
CAA	6-5	9-9	FT%	.715	.652	.652	.687		Boggs 14 pts, Green 12 pts
HOME	8-4	11-5	3PT%	.319	.332	.347	.290	Feb. 4	at Towson* W, 75-63
AWAY/NEUTRAL	7-3/0-0	8-5/1-1	POINTS	69.3	65.6	63.7	62.2	Green 22 pts, 7 ast, Boggs 21 pts, 8 reb, Garner 12 pts	
			REBOUNDS	36.3	41.0	37.6	36.5	Feb. 9	at Delaware* L, 59-68
			TURNOVERS	17.1	18.7	15.3	15.6	Rendle 18 pts, 8 reb, Boggs 13 pts, 8 ast, Garner 13 pt	
<div><div></div><div>0 LIBBY UNDERWOOD</div><div>PPG1.3FG%.172RPG0.6FT%.636APG0.33PT%.200</div></div>									<div>POINTS8 vs. USC Upstate (12/5/17)</div> <div>REBOUNDS3 vs. Northeastern (1/21/18)</div> <div>ASSISTS3 vs. USC Upstate (12/5/17)</div> <div>LAST GAME: PLAYED 2 MINS</div>
									<div>POINTS33 vs. St. Francis (Pa.) (12/2/17)</div> <div>REBOUNDS11 vs. Howard (11/11/17)</div> <div>ASSISTS8 at Delaware (2/9/18)</div> <div>LAST GAME: 13 PTS, 7 REB, 8 AST, 4 STL</div>
									<div>POINTS3 vs. USC Upstate (12/5/17)</div> <div>REBOUNDS2 (2x) last time vs. Loyola (11/25/17)</div> <div>ASSISTS3 (2x) last time at Towson (1/6/15)</div> <div>LAST GAME: DNP - COACH'S DECISION</div>
									<div>POINTS10 (2x) last time vs. Delaware (2/14/16)</div> <div>REBOUNDS6 vs. USC Upstate (12/5/17)</div> <div>ASSISTS5 at Towson (1/8/16)</div> <div>LAST GAME: DNP - INJURY</div>
<div><div></div><div>2 BIANCA BOGGS</div><div>PPG16.9FG%.450RPG4.8FT%.744APG2.43PT%.337</div></div>									<div>POINTS7 (2x) last time vs. USC Upstate (12/5/17)</div> <div>REBOUNDS5 vs. USC Upstate (12/5/17)</div> <div>ASSISTS4 at Howard (11/11/17)</div> <div>LAST GAME: DNP - ILLNESS</div>
									<div>POINTS20 vs. Davidson (11/27/17)</div> <div>REBOUNDS7 vs. Hofstra (1/28/18)</div> <div>ASSISTS3 at College of Charleston (12/29/17)</div> <div>LAST GAME: 13 PTS, 2 REB, 1 STL IN 35 MIN</div>
									<div>POINTS14 vs. USC Upstate (12/5/17)</div> <div>REBOUNDS6 vs. Norfolk State (12/21/17)</div> <div>ASSISTS5 vs. St. Francis (Pa.) (12/2/17)</div> <div>LAST GAME: 1 REB IN 13 MINS</div>
									<div>POINTS22 at Towson (2/4/18)</div> <div>REBOUNDS11 vs. Fairfield (11/14/17)</div> <div>ASSISTS12 vs. Elon (1/14/18)</div> <div>LAST GAME: 22 PTS, 2 REB, 7 AST, 1 BLK</div>
<div><div></div><div>10 NARI GARNER</div><div>PPG7.7FG%.347RPG1.4FT%.875APG0.63PT%.344</div></div>									<div>POINTS4 (4x) last time at SFU (12/2/17)</div> <div>REBOUNDS5 vs. Hofstra (2/7/17)</div> <div>BLOCKS3 vs. Mount St. Mary's (12/18/16)</div> <div>LAST GAME: PLAYED 2 MINUTES</div>
									<div>POINTS2 at Northeastern (1/21/18)</div> <div>REBOUNDS2 (2x) last time vs. USC Upstate (12/5/17)</div> <div>BLOCKS1 (2x) last time at Hofstra (1/19/18)</div> <div>LAST GAME: 1 REB IN 4 MINS</div>
									<div>POINTS26 at College of Charleston (12/29/17)</div> <div>REBOUNDS17 at East Carolina (11/27/17)</div> <div>BLOCKS11 vs. Charleston (1/26/18)</div> <div>LAST GAME: 18 PTS, 8 REB, 6 BLK, 1 STL</div>
									<div>POINTS9 vs. Howard (11/11/17)</div> <div>REBOUNDS4 (3x) last time vs. Hofstra (1/28/18)</div> <div>ASSISTS1 (3x) last time vs. USC Upstate (12/5/17)</div> <div>LAST GAME: 2 PTS, 2 REB IN 6 MINS</div>
<div><div></div><div>25 GABBY ROGERS</div><div>PPG2.3FG%.579RPG1.6FT%.636APG0.23PT%.</div></div>									<div>POINTS22 vs. St. Francis (Pa.) (12/2/17)</div> <div>REBOUNDS18 vs. Charleston (1/26/18)</div> <div>STEALS7 vs. Hofstra (1/28/18)</div> <div>LAST GAME: 9 PTS, 9 REB, 1 AST, 2 STL</div>
									<div>POINTS9 at Rhode Island (2/8/17)</div> <div>REBOUNDS1 (2x) vs. George Mason (2/18/17)</div> <div>STEALS1 (2x) vs. George Mason (2/18/17)</div> <div>LAST GAME: DNP - NCAA TRANSFER RULES</div>
									<div>POINTS22 vs. St. Francis (Pa.) (12/2/17)</div> <div>REBOUNDS18 vs. Charleston (1/26/18)</div> <div>STEALS7 vs. Hofstra (1/28/18)</div> <div>LAST GAME: 9 PTS, 9 REB, 1 AST, 2 STL</div>
									<div>POINTS9 at Rhode Island (2/8/17)</div> <div>REBOUNDS1 (2x) vs. George Mason (2/18/17)</div> <div>STEALS1 (2x) vs. George Mason (2/18/17)</div> <div>LAST GAME: DNP - NCAA TRANSFER RULES</div>
<div><div></div><div>31 HARPER BIRDSONG</div><div>PPG1.3FG%.172RPG0.6FT%.636APG0.33PT%.200</div></div>									<div>POINTS8 vs. USC Upstate (12/5/17)</div> <div>REBOUNDS3 vs. Northeastern (1/21/18)</div> <div>ASSISTS3 vs. USC Upstate (12/5/17)</div> <div>LAST GAME: PLAYED 2 MINS</div>
									<div>POINTS33 vs. St. Francis (Pa.) (12/2/17)</div> <div>REBOUNDS11 vs. Howard (11/11/17)</div> <div>ASSISTS8 at Delaware (2/9/18)</div> <div>LAST GAME: 13 PTS, 7 REB, 8 AST, 4 STL</div>
									<div>POINTS3 vs. USC Upstate (12/5/17)</div> <div>REBOUNDS2 (2x) last time vs. Loyola (11/25/17)</div> <div>ASSISTS3 (2x) last time at Towson (1/6/15)</div> <div>LAST GAME: DNP - COACH'S DECISION</div>
									<div>POINTS10 (2x) last time vs. Delaware (2/14/16)</div> <div>REBOUNDS6 vs. USC Upstate (12/5/17)</div> <div>ASSISTS5 at Towson (1/8/16)</div> <div>LAST GAME: DNP - INJURY</div>

NOTES: